





## ABOUT US

Our founder Mustafa SIMSEK, started the production of cutting insert holders equipment for CNC lathes and milling cutter in an area of 50 m<sup>2</sup>, in 2004. Since our establishment, we have been making continuous R&D and technological investments and continues our production in an area of 15.000 m<sup>2</sup> with its engineers and 120 experienced personnel and more than 6000 product types. SMOXH Cutting Tools, which has made an indelible impression in Turkey and in the world, has become the brand preferred by end users all over the world.

SMOXH cutting tools have gained serious demand in the Turkish market by taking a great majority of the tool sector share. We deliver 60% of our production to our users all over the world, especially in the European market.

The fact that SMOXH is the preferred brand today is due to the fact that it has reached the highest levels at the point of both cost and quality. SMOXH has made a name for itself in Turkey and around the world as a result of our investments.

We, as SMOXH, have participated in social responsibility projects with the investments we have made in education and has opened the door to raising qualified generations in the future by establishing SMOXH Academy.

SMOXH Cutting Tools are sure that the key to success is "WE", not me. For this reason, we would like to thank all our dealers, our users and most importantly, our colleagues, who contributed to this success.

**MUSTAFA SIMSEK**

*The founder of SMOXH Cutting Tools*

## HAKKIMIZDA

2004 Yılında kurucumuz Mustafa ŞİMŞEK tarafından 50m<sup>2</sup> alanda CNC torna ve frezeler için kesici uç bağlama ekipmanları üretimine başlamıştır, kurulduğu günden bu zamana kadar sürekli AR-GE ve teknolojik yatırımlar yaparak 15.000 m<sup>2</sup> alanda mühendisleri ve alanında tecrübeli 120 personeli ve 6000 i aşkın ürün çeşidi ile üretimine devam etmektedir.

Türkiye'de ve Dünyada adından söz ettiren SMOXH Kesici Takımlar tüm dünya çapında son kullanıcılar tarafından tercih edilen marka haline gelmiştir.

SMOXH kesici takımlar Türkiye pazarında takım sektörünün büyük çoğunluğunu alarak ciddi talep toplamıştır.

Üretiminin %60 lık kısmını başta Avrupa pazarı olmak üzere tüm Dünya'da kullanıcılarına ulaştırmaktadır.

SMOXH'un bugün tercih edilen marka olması hem maliyet hem de kalite noktasında en üst seviyelere ulaşmış olmasından kaynaklanmaktadır. SMOXH yapmış olduğu yatırımlar ile Türkiye ve Dünyanın göz bebeği haline gelmiştir.

Eğitime Yapmış olduğu yatırımlar ile sosyal sorumluluk projelerinde iştirak etmiş ve SMOXH Akademiyi kurarak gelecekte nitelikli nesiller yetişmesine kapı aralamıştır.

SMOXH Kesici Takımlar başarının anahtarının ben değil BİZ ilkesinden geçtiğinden emindir bu sebeple bu başarıda emeği geçen tüm bayilerine, kullanıcılarına ve en önemlisi birlikte yürüdüğü mesai arkadaşlarına yürekten teşekkür eder.

**Mustafa ŞİMŞEK**

*SMOXH Kesici Takımlar Kurucusu*



*the best*  
value of  
**process**







14	T Systems External Tools
28	P Systems External Tools
36	M Systems External Tools
38	C Systems External Tools
42	S Systems External Tools
72	T Systems Internal Tools
78	P Systems Internal Tools
84	M Systems Internal Tools
87	C Systems Internal Tools
88	S Systems Internal Tools
122	BladeTools
126	External Grooving Tools
140	Swiss Type Grooving Tools
142	Face Grooving Tools
150	Internal Grooving Tools
158	Extrenal Threading Tools
160	Intrenal Threading Tools
194	90 Milling Tools
292	45 Milling Tools
310	Copy Milling Tools
326	Ball Nose End Mills
338	High Feed Milling Tools
384	T Slot Mills
389	Disc Mills
390	Chamfering Tools
391	Dove Mills
392	Adjustable Boring Bars
400	U-Drills
435	MultiCut

**A**

**B**

**C**

**D**

**E**

**F**

**G**

**H**

**I**

**J**

External Turning Tools

Internal Turning Tools

External Parting and Grooving Tools

Internal Grooving Tools

Threading Tools

Milling Tools

Copy Milling Tools

High Feed Milling Tools

Slot and Chamfering Mills

U-Drills



# External Turning Tools



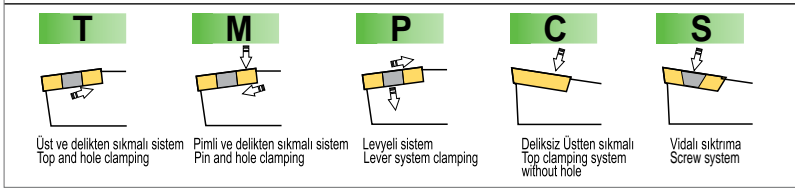
# A

- 14 ▶ T System External Turning Tools
- 28 ▶ P System External Turning Tools
- 36 ▶ M System External Turning Tools
- 38 ▶ S System External Turning Tools
- 42 ▶ C System External Turning Tools

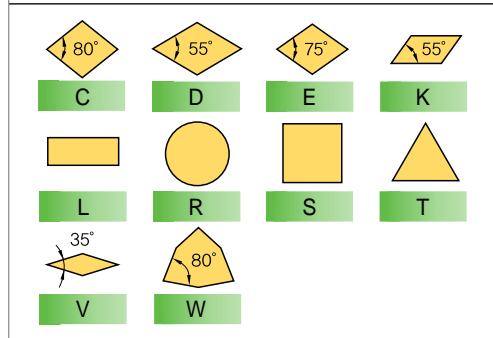
**Dışçap Tornalama Takım Tutucu kodlamaları / External tool Holder Code System(ISO)**

1	2	3	4	5	6	7	8	9
<b>T</b>	<b>D</b>	<b>J</b>	<b>N</b>	<b>R</b>	<b>25</b>	<b>25</b>	<b>M</b>	<b>15</b>
Elmas Sıkma sistemi Clamping system of insert	Elmas şekli Shape of insert	Tutucu Tipi Holder Style	Elmas boşaltma açısı Clearance Angle of insert	Takım Yönü Hand of Tool	Şaft Yüksekliği Height of Shank	Şaft Geniřliđi Width of Shank	Takım Boyu Length of tool	Elmas kesme uzunluđu Length of Insert Cutting Edge

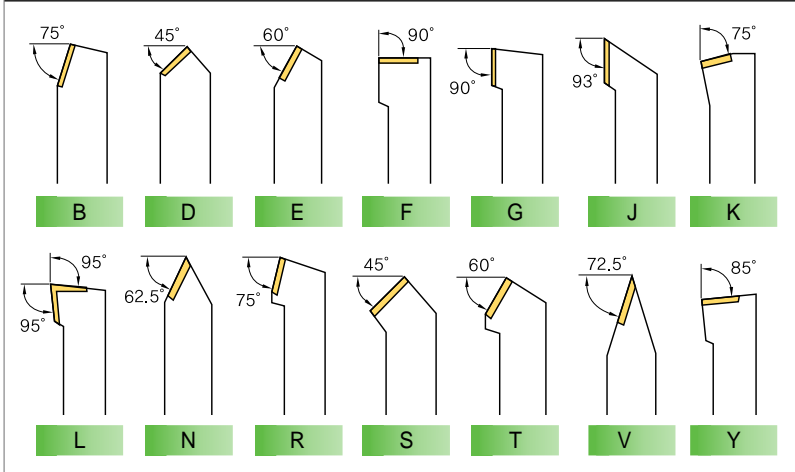
**1 Elmas Sıkma Sistemleri / Clamping Method of Insert**  
T D J N R 25 25 M15



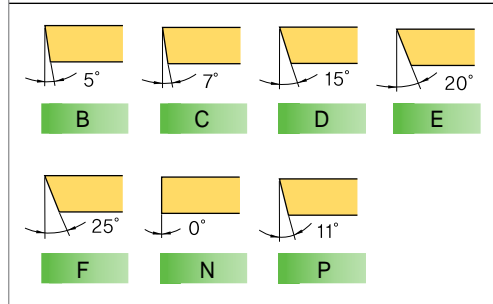
**2 Elmas Şekli / Insert Shape**  
T D J N R 25 25 M15



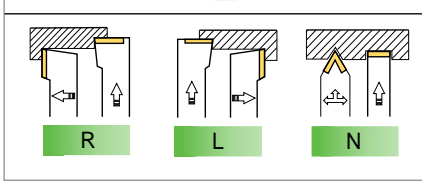
**3 Tutucu Tipi / Holder Style**  
T D J N R 25 25 M15



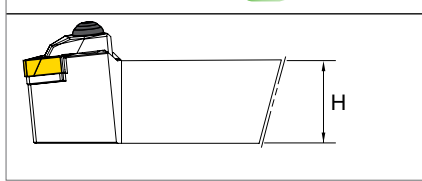
**4 Clearance Angle of Insert**  
T D J N R 25 25 M15



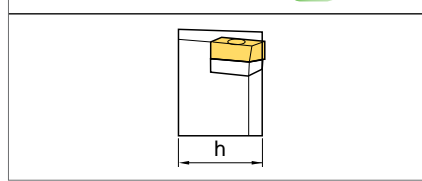
**5 Takım Yönü / Hand of Tool**  
T D J N R 25 25 M15



**6 Şaft Yüksekliği / Height of Shank**  
T D J N R 25 25 M15



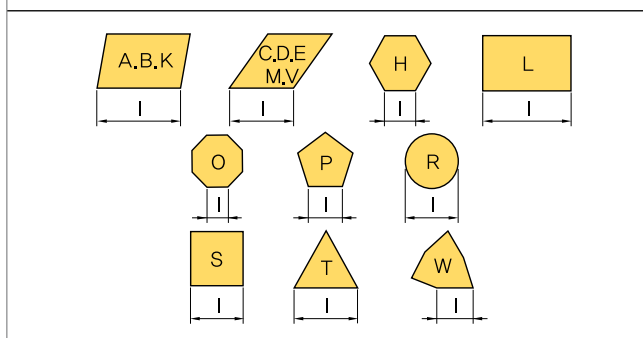
**7 Şaft Geniřliđi / Width of Shank**  
T D J N R 25 25 M15



**8 Takım Boyu / Length of Holder**  
T D J N R 25 25 M15

A - 32	H - 100	Q - 180
B - 40	J - 110	R - 200
C - 50	K - 125	S - 250
D - 60	L - 140	T - 300
E - 70	M - 150	U - 350
F - 80	N - 160	V - 400
G - 90	P - 170	W - 450







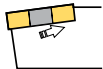
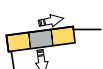
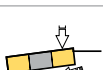

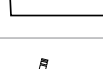
**9 Elmas Kesme Uzunluđu / Length of Insert Cutting Edge**  
T D J N R 25 25 M15







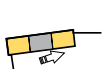
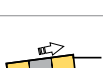
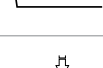
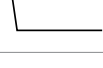









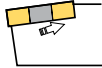
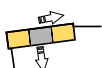
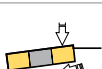










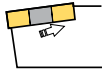
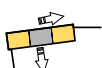
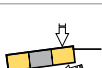

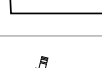
Insert		DNM. 1104.. ISO	DNM. 1504.. ISO	DNM. 1506.. ISO	DNM. 1504.. ISO	DNM. 1506.. ISO	DNM. 1104.. ISO	
Size (mm)		#1616 - 2525	#2020 - 3232	#2020 - 4040	#2525 - 3232	#2020 - 3232	#1616 - 2525	
ISO Code		TDJN R/L	TDJN R/L	TDJN R/L PDJN R/L	TDHN R/L	TDHN R/L	TDNNN	
Cutting Angle		93°	93°	93°	107.5°	107.5°	62.5mm	
Clamping Type	<b>T System</b>		✓ Size Range (mm) #1616 - 2525	✓ Dia Range (mm) #2020 - 3232	✓ Dia Range (mm) #2020 - 4040	✓ Dia Range (mm) #2525 - 3232	✓ Dia Range (mm) #2020 - 3232	✓ Dia Range (mm) #1616 - 2525
	Page		<b>A14</b>	<b>A14</b>	<b>A14</b>	<b>A15</b>	<b>A15</b>	<b>A15</b>
	<b>P System</b>		-	-	✓ Dia Range (mm) #2020 - 4040	-	-	-
	Page				<b>A28</b>			
	<b>M System</b>		-	-	-	-	-	-
	Page							
	<b>C System</b>		-	-	-	-	-	-
	Page							
<b>S System</b>		-	-	-	-	-	-	
Page								

Insert		DNM. 1504.. ISO	DNM. 1506.. ISO	CNM. 0903.. ISO	CNM. 1204.. ISO	CNM. 1606.. ISO	CNM. 1909.. ISO	
Size (mm)		#2020 - 3232	#2020 - 4040	#2525	#2020 - 4040	#2525 - 4040	#3232 - 4040	
ISO Code		TDNNN	TDNNN PDNNN	TCLN R/L	TCLN R/L PCLN R/L	TCLN R/L PCLN R/L	TCLN R/L PCLN R/L	
Cutting Angle		62.5°	62.5°	95°	95°	95°	95°	
Clamping Type	<b>T System</b>		✓ Size Range (mm) #1616 - 2525	✓ Dia Range (mm) #2020 - 4040	✓ Dia Range (mm) #2525	✓ Dia Range (mm) #2020 - 4040	✓ Dia Range (mm) #2525 - 4040	✓ Dia Range (mm) #3232 - 4040
	Page		<b>A16</b>	<b>A16</b>	<b>A17</b>	<b>A17</b>	<b>A17</b>	<b>A17</b>
	<b>P System</b>		-	✓ Dia Range (mm) #2020 - 4040	-	✓ Dia Range (mm) #2020 - 3232	✓ Dia Range (mm) #2525 - 3232	✓ Dia Range (mm) #3232 - 4040
	Page			<b>A29</b>		<b>A30</b>	<b>A30</b>	<b>A30</b>
	<b>M System</b>		-	-	-	-	-	-
	Page							
	<b>C System</b>		-	-	-	-	-	-
	Page							
<b>S System</b>		-	-	-	-	-	-	
Page								

Insert			CNM. 1204.. ISO	CNM. 1606.. ISO	CNM. 1204.. ISO	CNM. 1606.. ISO	CNM. 1204.. ISO	CNM. 1606.. ISO
								
Size (mm)			#2020 - 2525	#2525 - 3232	#2020 - 2525	#2525 - 3232	#2020 - 3232	#2525 - 3232
ISO Code			TCRN R/L	TCRN R/L	TCKN R/L	TCKN R/L	TCBN R/L PCBN R/L	TCBN R/L PCBN R/L
Cutting Angle			75°	75°	75°	75°	75°	75°
Clamping Type	T System		✓ Size Range (mm) #2020 - 2525	✓ Dia Range (mm) #2525 - 3232	✓ Size Range (mm) #2020 - 2525	✓ Dia Range (mm) #2525 - 3232	✓ Size Range (mm) #2525	✓ Dia Range (mm) #2525
	Page		<b>A18</b>	<b>A18</b>	<b>A19</b>	<b>A19</b>	<b>A18</b>	<b>A18</b>
	P System		-	-	-	-	✓ Dia Range (mm) #2020 - 3232	✓ Dia Range (mm) #2525 - 3232
	Page						<b>A31</b>	<b>A31</b>
	M System		-	-	-	-	-	-
	Page							
	C System		-	-	-	-	-	-
	Page							
S System		-	-	-	-	-	-	
Page								

Insert			CNM. 1909.. ISO	CNM. 1204.. ISO	CNM. 1606.. ISO	CNM. 1909.. ISO	CNM. 1204.. ISO	CNM. 1606.. ISO	CNM. 1909.. ISO
									
Size (mm)			#3232 - 4040	#1616 - 3232	#2525 - 4040	#3232 - 4040	#2020 - 3232	#2525 - 4040	#3232 - 4040
ISO Code			TCBN R/L PCBN R/L	TCMNN PCMNN	TCMNN PCMNN	TCMNN PCMNN	TCZNN	TCZNN	TCZNN
Cutting Angle			75°	50°	50°	50°	40°	40°	40°
Clamping Type	T System		✓ Size Range (mm) #3232	✓ Size Range (mm) #1616 - 3232	✓ Size Range (mm) #2525 - 4040	✓ Size Range (mm) #3232 - 4040	✓ Size Range (mm) #2020 - 3232	✓ Size Range (mm) #2525 - 4040	✓ Size Range (mm) #3232 - 4040
	Page		<b>A18</b>	<b>A20</b>	<b>A20</b>	<b>A20</b>	<b>A20</b>	<b>A20</b>	<b>A20</b>
	P System		✓ Size Range (mm) #3232 - 4040	✓ Size Range (mm) #2020 - 3232	✓ Size Range (mm) #2525 - 3232	✓ Size Range (mm) #3232 - 4040	-	-	-
	Page		<b>A31</b>	<b>A32</b>	<b>A32</b>	<b>A32</b>			
	M System		-	-	-	-	-	-	-
	Page								
	C System		-	-	-	-	-	-	-
	Page								
S System		-	-	-	-	-	-	-	
Page									







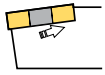
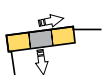
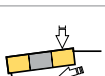

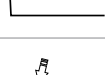
Insert		SNM. 1204.. ISO	SNM. 1506.. ISO	SNM. 1906.. ISO	SNM. 1204.. ISO	SNM. 1506.. ISO	SNM. 1906.. ISO	
								
Size (mm)		#2020 - 3232	#2525 - 4040	#3232 - 4040	#2020 - 3232	#2525 - 3232	#3232 - 4040	
ISO Code		TSSN R/L PSSN R/L	TSSN R/L PSSN R/L	TSSN R/L PSSN R/L	TSKN R/L PSKN R/L	TSKN R/L PSKN R/L	PSKNR	
Cutting Angle		45°	45°	45°	75°	75°	75°	
Clamping Type	<b>T System</b>		✓ Size Range (mm) #2020 - 3232	✓ Size Range (mm) #2525 - 4040	✓ Size Range (mm) #3232 - 4040	✓ Size Range (mm) #2020 - 3232	✓ Size Range (mm) #2525 - 3232	-
	Page		<b>A21</b>	<b>A21</b>	<b>A21</b>	<b>A21</b>	<b>A21</b>	-
	<b>P System</b>		✓ Size Range (mm) #2020 - 3232	✓ Size Range (mm) #2525 - 3232	✓ Size Range (mm) #3232 - 4040	✓ Size Range (mm) #2020 - 3232	✓ Size Range (mm) #2525 - 3232	✓ Size Range (mm) #3232 - 4040
	Page		<b>A34</b>	<b>A34</b>	<b>A34</b>	<b>A34</b>	<b>A34</b>	<b>A34</b>
	<b>M System</b>		-	-	-	-	-	-
	Page							
	<b>C System</b>		-	-	-	-	-	-
	Page							
<b>S System</b>		-	-	-	-	-	-	
Page								


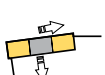
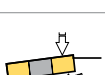
Insert		SNM. 1204.. ISO	SNM. 1506.. ISO	SNM. 1906.. ISO	VNM. 1604.. ISO	VNM. 1604.. ISO	VNM. 1604.. ISO	
								
Size (mm)		#2020 - 3232	#2525 - 4040	#3232 - 4040	#2020 - 4040	#2020 - 3232	#2020 - 4040	
ISO Code		TSDNN PSDNN	TSDNN PSDNN	PSDNN	TVJN R/L	TVHN R/L	TVVNN	
Cutting Angle		45°	45°	45°	93°	107.5°	72.5°	
Clamping Type	<b>T System</b>		✓ Size Range (mm) #2020 - 3232	✓ Size Range (mm) #2525 - 4040	-	✓ Size Range (mm) #2020 - 4040	✓ Size Range (mm) #2020 - 3232	✓ Size Range (mm) #2020 - 4040
	Page		<b>A22</b>	<b>A22</b>	-	<b>A23</b>	<b>A23</b>	<b>A24</b>
	<b>P System</b>		✓ Size Range (mm) #2020 - 3232	✓ Size Range (mm) #2525 - 3232	✓ Size Range (mm) #3232 - 4040	-	-	-
	Page		<b>A35</b>	<b>A35</b>	<b>A35</b>	-	-	-
	<b>M System</b>		-	-	-	-	-	-
	Page							
	<b>C System</b>		-	-	-	-	-	-
	Page							
<b>S System</b>		-	-	-	-	-	-	
Page								







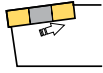
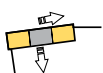
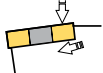
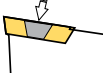
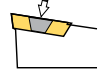
Insert		WNM. 0604..	WNM. 0804..	WNM. 0604..	WNM. 0804..	TNM. 1604..	TNM. 1604..	
		ISO	ISO	ISO	ISO	ISO	ISO	
Size (mm)		#1616 - 2525	#2020 - 4040	#1616 - 2525	#2020 - 4040	#2020 - 3232	#2020 - 3232	
ISO Code		TWLN R/L MWLN R/L	TWLN R/L PWLN R/L MWLN R/L	MWDNN	MWDNN	TTJN R/L MTJN R/L	TTGN R/L	
Cutting Angle		95°	95°	50°	50°	93°	90°	
Clamping Type	<b>T System</b>		✓ Size Range (mm) #1616 - 2525	✓ Size Range (mm) #2020 - 4040	-	-	✓ Size Range (mm) #2020 - 3232	✓ Size Range (mm) #2020 - 3232
	Page		<b>A27</b>	<b>A27</b>			<b>A25</b>	<b>A25</b>
	<b>P System</b>		-	✓ Size Range (mm) #2020 - 4040	-	-	-	-
	Page			<b>A33</b>				
	<b>M System</b>		✓ Size Range (mm) #1616 - 2525	✓ Size Range (mm) #2020 - 4040	✓ Size Range (mm) #1616 - 2525	✓ Size Range (mm) #2020 - 4040	✓ Size Range (mm) #2020 - 3232	-
	Page		<b>A37</b>	<b>A37</b>	<b>A37</b>	<b>A37</b>	<b>A36</b>	
	<b>C System</b>		-	-	-	-	-	-
	Page							
<b>S System</b>		-	-	-	-	-	-	
Page								






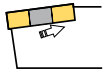
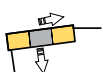
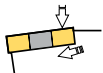
Insert		TNM. 1604..	TNM. 1604..	TNM. 2204..	TNM. 2204..	TNM. 2204..	TNM. 2204..	
		ISO	ISO	ISO	ISO	ISO	ISO	
Size (mm)		#2020 - 3232	#2020 - 3232	#2525 - 4040	#2525 - 4040	#2525 - 4040	#2525 - 4040	
ISO Code		TTFN R/L	TTENN MTENN	TTJN R/L MTJN R/L	TTGN R/L	TTFN R/L	TTENN MTENN	
Cutting Angle		95°	60°	93°	90°	90°	60°	
Clamping Type	<b>T System</b>		✓ Size Range (mm) #2020 - 3232	✓ Size Range (mm) #2525 - 4040	✓ Size Range (mm) #2525 - 4040	✓ Size Range (mm) #2525 - 4040	✓ Size Range (mm) #2525 - 4040	✓ Size Range (mm) #2525 - 4040
	Page		<b>A26</b>	<b>A26</b>	<b>A25</b>	<b>A25</b>	<b>A26</b>	<b>A26</b>
	<b>P System</b>		-	-	-	-	-	-
	Page							
	<b>M System</b>		-	✓ Size Range (mm) #2020 - 3232	✓ Size Range (mm) #2020 - 4040	-	-	✓ Size Range (mm) #2525 - 4040
	Page			<b>A36</b>	<b>A36</b>			<b>A36</b>
	<b>C System</b>		-	-	-	-	-	-
	Page							
<b>S System</b>		-	-	-	-	-	-	
Page								







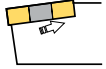
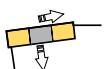
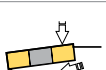










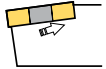
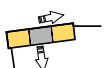
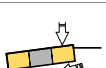

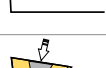
Insert		DN.N. 1507.. ISO	CN.N 1207.. ISO	SN.N 1207.. ISO	SN.N 1207.. ISO	SN.N 1207.. ISO	TN.N 1607.. ISO	
								
Size (mm)		#2525 - 3232	#2525 - 3232	#2525 - 3232	#2525 - 3232	#2525 - 3232	#2525 - 3232	
ISO Code		CDJN R/L	CCLN R/L	CSSN R/L	CSKN R/L	CSDNN	CTJN R/L	
Cutting Angle		93°	50°	45°	75°	45°	93°	
Clamping Type	T System		-	-	-	-	-	
	Page							
	P System		-	-	-	-	-	
	Page							
	M System		-	-	-	-	-	
	Page							
	C System		✓ Size Range (mm) #2525 - 3232	✓ Size Range (mm) #2525 - 3232	✓ Size Range (mm) #2525 - 3232	✓ Size Range (mm) #2525 - 3232	✓ Size Range (mm) #2525 - 3232	✓ Size Range (mm) #2525 - 3232
	Page		<b>A38</b>	<b>A38</b>	<b>A39</b>	<b>A39</b>	<b>A39</b>	<b>A40</b>
S System		-	-	-	-	-	-	
Page								







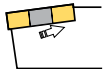
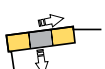
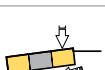


Insert		KNUX R/L ISO					
							
Size (mm)		#2020 - 4040					
ISO Code		CKJN R/L					
Cutting Angle		93°					
Clamping Type	T System		-				
	Page						
	P System		-				
	Page						
	M System		-				
	Page						
	C System		✓ Size Range (mm) #2020 - 4040				
	Page		<b>A40</b>				
S System		-					
Page							







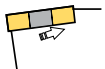
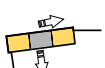
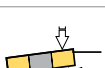


Insert		DCM. 0702.. ISO	DCM. 11T3.. ISO	DCM. 0702.. ISO	DCM. 11T3.. ISO	DCM. 0702.. ISO	DCM. 11T3.. ISO	
								
Size (mm)		#0808 - 1616	#1212 - 3232	#0808 - 1616	#1616 - 3232	#1010 - 1616	#1212 - 1616	
ISO Code		SDJC R/L	SDJC R/L	SDHC R/L	SDHC R/L	SDAC R/L	SDHC R/L	
Cutting Angle		93°	93°	107.5°	107.5°	91°	91°	
Clamping Type	T System		-	-	-	-	-	
	Page							
	P System		-	-	-	-	-	
	Page							
	M System		-	-	-	-	-	
	Page							
	S System		✓ Size Range (mm) #0808 - 1616	✓ Size Range (mm) #1212 - 3232	✓ Size Range (mm) #0808 - 1616	✓ Size Range (mm) #1616 - 3232	-	-
	Page		<b>A42</b>	<b>A42</b>	<b>A44</b>	<b>A44</b>		
S System Swiss (K.O)		✓ Size Range (mm) #1010 - 2020	✓ Size Range (mm) #1212 - 2020	-	-	✓ Size Range (mm) #1010 - 1616	✓ Size Range (mm) #1212 - 1616	
Page		<b>A58</b>	<b>A58</b>			<b>A58</b>	<b>A58</b>	

Insert		DCM. 0702.. ISO	DCM. 11T3.. ISO	VBM. 1103.. ISO	VBM. 1604.. ISO	VBM. 1103.. ISO	VBM. 1604.. ISO	
								
Size (mm)		#0808 - 1616	#1212 - 3232	#1212 - 2525	#1616 - 3232	#1616 - 2525	#1616 - 3232	
ISO Code		SDNCN	SDNCN	SVJB R/L	SVJB R/L	SVHB R/L	SVHB R/L	
Cutting Angle		62.5°	62.5°	93°	93°	107.5°	107.5°	
Clamping Type	T System		-	-	-	-	-	
	Page							
	P System		-	-	-	-	-	
	Page							
	M System		-	-	-	-	-	
	Page							
	S System		✓ Size Range (mm) #0808 - 1616	✓ Size Range (mm) #1212 - 3232	✓ Size Range (mm) #1212 - 2525	✓ Size Range (mm) #1616 - 3232	✓ Size Range (mm) #1616 - 2525	✓ Size Range (mm) #1616 - 3232
	Page		A43	A43	A45	A45	A46	A46
S System Swiss (K.O)		-	-	Size Range (mm) #1010 - 2020	-	-	-	
Page				<b>A60</b>				







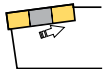
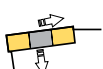
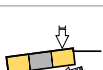

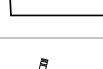
Insert		VBM. 1103.. ISO	VBM. 1604.. ISO	VBM. 1103.. ISO	VBM. 1604.. ISO	VCM. 1103.. ISO	VCM. 1604.. ISO
							
Size (mm)		#1616 - 2525	#1616 - 3232	#1616 - 2525	#1616 - 3232	#1616 - 2020	#2020 - 3232
ISO Code		SVZB R/L	SVZB R/L	SVVBN	SVVBN	SVJC R/L	SVJC R/L
Cutting Angle		100°	100°	72.5°	72.5°	93°	93°
Clamping Type	T System		-	-	-	-	-
	Page						
	P System		-	-	-	-	-
	Page						
	M System		-	-	-	-	-
	Page						
	C System		-	-	-	-	-
	Page						
S System		✓ Size Range (mm) #1616 - 2525	✓ Size Range (mm) #1616 - 3232	✓ Size Range (mm) #1616 - 2525	✓ Size Range (mm) #1616 - 3232	✓ Size Range (mm) #1616 - 2020	✓ Size Range (mm) #2020 - 3232
Page		<b>A47</b>	<b>A47</b>	<b>A47</b>	<b>A47</b>	<b>A48</b>	<b>A48</b>







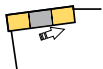
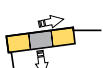
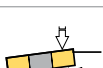


Insert		VCM. 1103.. ISO	VCM. 1604.. ISO	VCM. 1103.. ISO	VCM. 1604.. ISO	VCM. 1103.. ISO	VCM. 1604.. ISO	
								
Size (mm)		#1616 - 2020	#2020 - 3232	#1616 - 2020	#2020 - 3232	#1212 - 1616	#1616 - 2020	
ISO Code		SVHC R/L	SVHC R/L	SVVCN	SVVCN	SVAC R/L	SVAC R/L	
Cutting Angle		107.5°	107.5°	72.5°	72.5°	90°	90°	
Clamping Type	T System		-	-	-	-	-	
	Page							
	P System		-	-	-	-	-	
	Page							
	M System		-	-	-	-	-	
	Page							
	S System		✓ Size Range (mm) #1616 - 2020	✓ Size Range (mm) #2020 - 3232	✓ Size Range (mm) #1616 - 2020	✓ Size Range (mm) #2020 - 3232	-	-
	Page		A48	A48	A49	A49		
S System Swiss (K.O)		-	-	-	-	✓ Size Range (mm) #1616 - 2020	✓ Size Range (mm) #1616 - 2020	
Page						<b>A60</b>	<b>A60</b>	







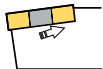
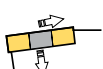
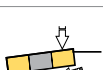

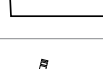
Insert		CCM.0602.. ISO	CCM.09T3.. ISO	CCM.1204.. ISO	CCM.0602.. ISO	CCM.09T3.. ISO	CCM.1204.. ISO	
								
Size (mm)		#0808 - 1212	#1212 - 2525	#1616 - 2525	#0808 - 1010	#1212 - 2525	#2020 - 2525	
ISO Code		SCLC R/L	SCLC R/L	SCLC R/L	SCAC R/L	SCAC R/L	SCAC R/L	
Cutting Angle		95°	95°	95°	90°	90°	90°	
Clamping Type	T System		-	-	-	-	-	
	Page							
	P System		-	-	-	-	-	
	Page							
	M System		-	-	-	-	-	
	Page							
	S System		✓ Size Range (mm) #0808 - 1212	✓ Size Range (mm) #1212 - 2525	✓ Size Range (mm) #1616 - 2525	✓ Size Range (mm) #0808 - 1010	✓ Size Range (mm) #1212 - 2525	✓ Size Range (mm) #2020 - 2525
	Page		<b>A50</b>	<b>A50</b>	<b>A50</b>	<b>A51</b>	<b>A51</b>	<b>A51</b>
S System Swiss (K.O)		✓ Size Range (mm) #1010 - 1616	✓ Size Range (mm) #1212 - 2020	-	✓ Size Range (mm) #1010 - 1616	✓ Size Range (mm) #1212 - 1616	-	
	Page		<b>A59</b>	<b>A59</b>	<b>A59</b>	<b>A59</b>		







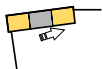
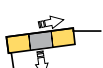
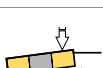


Insert		CCM.0602.. ISO	CCM.09T3.. ISO	CCM.1204.. ISO	SCM.09T3.. ISO	SCM.1204.. ISO	SCM.09T3.. ISO
							
Size (mm)		#0808 - 1010	#1212 - 2525	#2020 - 2525	#1212 - 2525	#1616 - 2525	#1212 - 2525
ISO Code		SCMCN	SCMCN	SCMCN	SSSC R/L	SSSC R/L	SSDCN
Cutting Angle		50°	50°	50°	45°	45°	45°
Clamping Type	T System		-	-	-	-	-
	Page						
	P System		-	-	-	-	-
	Page						
	M System		-	-	-	-	-
	Page						
	C System		-	-	-	-	-
	Page						
S System		✓ Size Range (mm) #0808 - 1010	✓ Size Range (mm) #1212 - 2525	✓ Size Range (mm) #2020 - 2525	✓ Size Range (mm) #1212 - 2525	✓ Size Range (mm) #1616 - 2525	✓ Size Range (mm) #1212 - 2525
	Page		<b>A51</b>	<b>A51</b>	<b>A52</b>	<b>A52</b>	<b>A52</b>







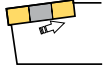
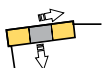
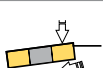




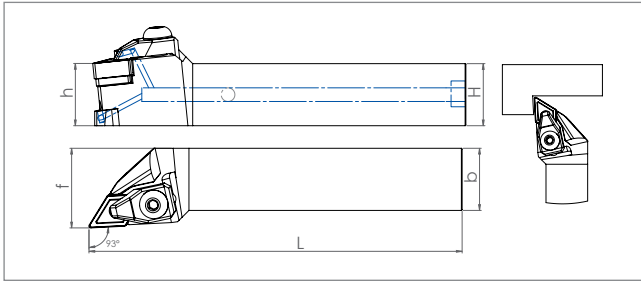
Insert		SCM. 1204.. ISO	TCM. 0902.. ISO	TCM. 1102.. ISO	TCM. 16T3.. ISO	TCM. 0902.. ISO	TCM. 1102.. ISO	
								
Size (mm)		#1616 - 2525	#0808 - 1010	#1212 - 1616	#1616 - 3232	#0808 - 1010	#1212 - 1616	
ISO Code		SSDCN	STJC R/L	STJC R/L	STJC R/L	STGC R/L	STGC R/L	
Cutting Angle		45°	93°	93°	93°	90°	90°	
Clamping Type	<b>T System</b>		-	-	-	-	-	
	Page							
	<b>P System</b>		-	-	-	-	-	
	Page							
	<b>M System</b>		-	-	-	-	-	
	Page							
	<b>S System</b>		✓ Size Range (mm) #1616 - 2525	✓ Size Range (mm) #0808 - 1010	✓ Size Range (mm) #1212 - 1616	✓ Size Range (mm) #1616 - 3232	✓ Size Range (mm) #0808 - 1010	✓ Size Range (mm) #1212 - 1616
	Page		<b>A52</b>	<b>A53</b>	<b>A53</b>	<b>A53</b>	<b>A53</b>	
<b>S System Swiss (K.O)</b>		-	-	-	-	-	✓ Size Range (mm) #1212 - 1616	
Page							<b>A61</b>	


Insert		TCM. 16T3.. ISO	TCM. 0902.. ISO	TCM. 1102.. ISO	TCM. 16T3.. ISO	TCM. 1102.. ISO	TCM. 16T3.. ISO	
								
Size (mm)		#1616 - 3232	#0808 - 1010	#1212 - 1616	#1616 - 3232	#2020	#2020 - 3232	
ISO Code		STGC R/L	STFC R/L	STFC R/L	STFC R/L	STNCN	STNCN	
Cutting Angle		90°	90°	90°	90°	90°	90°	
Clamping Type	<b>T System</b>		-	-	-	-	-	
	Page							
	<b>P System</b>		-	-	-	-	-	
	Page							
	<b>M System</b>		-	-	-	-	-	
	Page							
	<b>S System</b>		✓ Size Range (mm) #1616 - 3232	✓ Size Range (mm) #0808 - 1010	✓ Size Range (mm) #1212 - 1616	✓ Size Range (mm) #1616 - 3232	✓ Size Range (mm) #2020	✓ Size Range (mm) #2020 - 3232
	Page		<b>A53</b>	<b>A54</b>	<b>A54</b>	<b>A54</b>	<b>A54</b>	
<b>S System Swiss (K.O)</b>		✓ Size Range (mm) #1616 - 2020						
Page		<b>A61</b>						

Insert		RC.T 0602.. ISO	RC.T 0803.. ISO	RC.T 10T3.. ISO	RC.T 1204.. ISO	RC.T 1605.. ISO	RC.T 2006.. ISO
							
Size (mm)		#1616 - 2525	#1616 - 3232	#1616 - 3232	#2020 - 3232	#2525 - 3232	#2525 - 3232
ISO Code		SRGC R/L	SRGC R/L	SRGC R/L	SRGC R/L	SRGC R/L	SRGC R/L
Cutting Angle		-°	-°	-°	-°	-°	-°
Clamping Type	T System		-	-	-	-	-
	Page						
	P System		-	-	-	-	-
	Page						
	M System		-	-	-	-	-
	Page						
	C System		-	-	-	-	-
	Page						
S System		✓ Size Range (mm) #1616 - 2525	✓ Size Range (mm) #1616 - 3232	✓ Size Range (mm) #1616 - 3232	✓ Size Range (mm) #2020 - 3232	✓ Size Range (mm) #2525 - 3232	✓ Size Range (mm) #2525 - 3232
Page		<b>A55</b>	<b>A55</b>	<b>A55</b>	<b>A55</b>	<b>A55</b>	<b>A55</b>

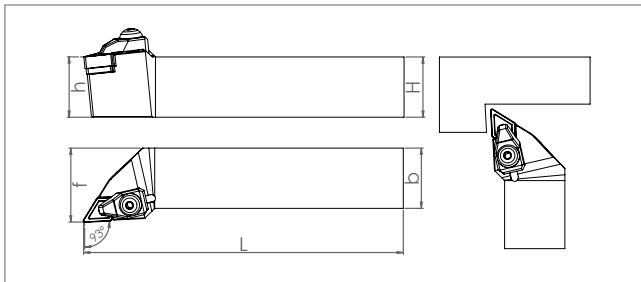
Insert		RC.T 10T3.. ISO	RC.T 1204.. ISO	RC.T 1605.. ISO	RC.T 0803.. ISO	RC.T 10T3.. ISO	RC.T 1204.. ISO
							
Size (mm)		#2020 - 2525	#2020 - 2525	#2020 - 2525	#2525	#2525	#2525
ISO Code		SRHC R/L	SRGC R/L	SRHC R/L	SRXC R/L	SRXC R/L	SRXC R/L
Cutting Angle		-°	-°	-°	-°	-°	-°
Clamping Type	T System		-	-	-	-	-
	Page						
	P System		-	-	-	-	-
	Page						
	M System		-	-	-	-	-
	Page						
	C System		-	-	-	-	-
	Page						
S System		✓ Size Range (mm) #2020 - 2525	✓ Size Range (mm) #2020 - 2525	✓ Size Range (mm) #2020 - 2525	✓ Size Range (mm) #2525	✓ Size Range (mm) #2525	✓ Size Range (mm) #2525
Page		<b>A56</b>	<b>A56</b>	<b>A56</b>	<b>A56</b>	<b>A56</b>	<b>A56</b>


Insert		RC.T 0602.. ISO	RC.T 0803.. ISO	RC.T 10T3.. ISO	RC.T 1204.. ISO	RC.T 1605.. ISO	RC.T 2006.. ISO
							
Size (mm)		#1616 - 2525	#1616 - 3232	#1616 - 3232	#2020 - 3232	#2525 - 3232	#2525 - 4040
ISO Code		SRDCN	SRDCN	SRDCN	SRDCN	SRDCN	SRDCN
Cutting Angle		-°	-°	-°	-°	-°	-°
Clamping Type	<b>T System</b>		-	-	-	-	-
	Page						
	<b>P System</b>		-	-	-	-	-
	Page						
	<b>M System</b>		-	-	-	-	-
	Page						
	<b>C System</b>		-	-	-	-	-
	Page						
<b>S System</b>		✓ Size Range (mm) #1616 - 2525	✓ Size Range (mm) #1616 - 3232	✓ Size Range (mm) #1616 - 3232	✓ Size Range (mm) #2020 - 3232	✓ Size Range (mm) #2525 - 3232	✓ Size Range (mm) #2525 - 4040
Page		<b>A57</b>	<b>A57</b>	<b>A57</b>	<b>A57</b>	<b>A57</b>	<b>A57</b>











Ordering Code		Item Designation	Dimensions (mm)				Master Insert*
Direction		TDJN R/L-JT (93)	h=H	b	L	f	
Right	Left						
SM56022	SM56039	TDJN R/L 2525 M15-JT	25	25	150	32	DNM.1506..

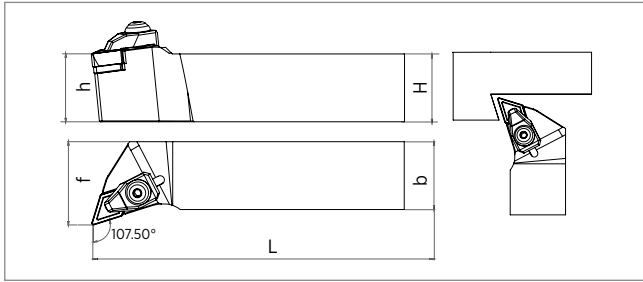
Cooling accessories are optional / See Page «K441» for cooling accessory.  
Soğutma ekipmanları opsiyoneldir / Bkz. Sayfa «K441» Soğutma aksesuarları için









Ordering Code		Item Designation	Dimensions (mm)				Master Insert*
Direction		TDJN R/L (93)	h=H	b	L	f	
Right	Left						
SM26766	SM00407	TDJN R/L 1616 H11	16	16	100	20	DNM.1104..
SM00353	SM00360	TDJN R/L 2020 K11	20	20	125	26	
SM00346	SM00377	TDJN R/L 2525 M11	25	25	150	32	DNM.1504..
SM29675	SM34006	TDJN R/L 2020 K1504	20	20	125	26	
SM29682	SM33993	TDJN R/L 2525 M1504	25	25	150	32	DNM.1506..
SM33948	SM33986	TDJN R/L 3232 P1504	32	32	170	38	
SM00421	SM00469	TDJN R/L 2020 K15	20	20	125	26	DNM.1506..
SM00438	SM00483	TDJN R/L 2525 M15	25	25	150	32	
SM00506	SM00490	TDJN R/L 3232 P15	32	32	170	38	
SM00520	SM00513	TDJN R/L 4040 S15	40	40	250	47	

Size Designation	Master Insert*	Spare Parts					
		Clamp	Screw	Shim	Shim Screw	Stamp	Allen Key
1616 - 2525	DNM.1104..	 TSK2 9102	 TSBV M5x24-9202	 BAX DN11-9601	 TSAV M4x10x6-9402	-	SAK- AA3-9902
2020 - 3232	DNM.1504..	 TSK1 9101	 TSBV M6x30 9205	 BAX DN15 9602	 TSAV M4x10 9403	TSP 6.5X12 9705	
2020 - 4040	DNM.1506..						



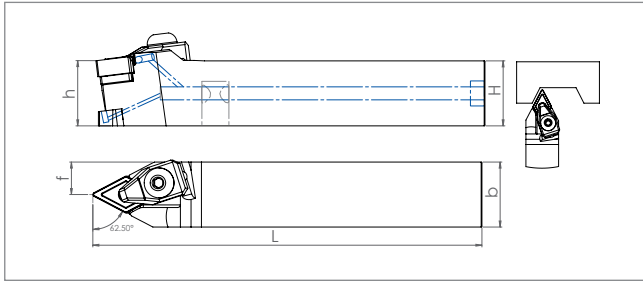



Ordering Code		Item Designation	Dimensions (mm)				Master Insert*
Direction		TDHN R/L (107.5)	h=H	b	L	f	
Right	Left						
SM34044	SM34075	TDHN R/L 2525 M1504	25	25	150	32	DNM.1504..
SM34051	SM34068	TDHN R/L 3232 P1504	32	32	170	38	
SM38783	SM38776	TDHN R/L 2020 K15	20	20	125	26	DNM.1506..
SM26544	SM26926	TDHN R/L 2525 M15	25	25	150	32	
SM26919	SM26933	TDHN R/L 3232 P15	32	32	170	38	

Size Designation	Master Insert*	Spare Parts					
		Clamp	Screw	Shim	Shim Screw	Stamp	Allen Key
1616 - 2525	DNM.1104..	 TSK2 9102	 TSBV M5x24-9202	 BAX DN11-9601	 TSAV M4x10x6-9402	-	 SAK- AA3-9902
2020 - 3232	DNM.1504..	TSK1 9101	TSBV M6x30 9205	BAX DN15 9602	TSAV M4x10 9403	TSP 6.5X12 9705	
2020 - 4040	DNM.1506..						

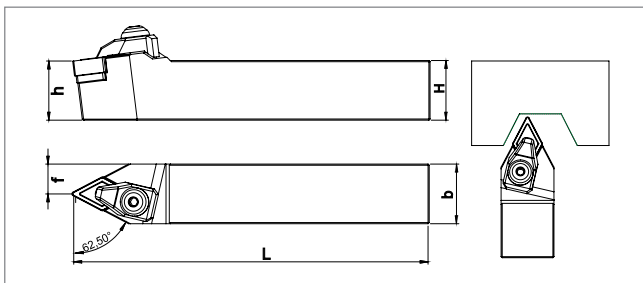
\*Suitable Insert is ISO


\*\*Spare Parts Ordering Codes














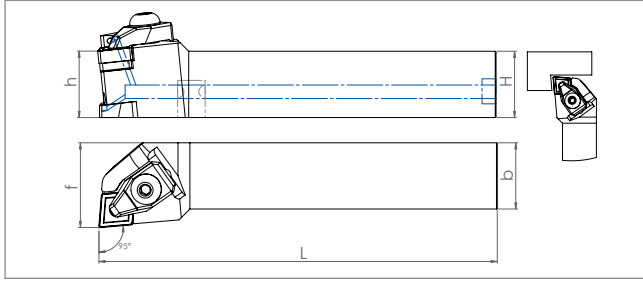
Ordering Code	Item Designation	Dimensions (mm)				Master Insert*
<i>Direction</i>	<b>TDNNN-JT (62.5)</b>	<i>h=H</i>	<i>b</i>	<i>L</i>	<i>f</i>	
<i>Neutral</i>						
SM56091	TDNNN 2525 M15-JT	25	25	150	12.5	DNM.1506..


Cooling accessories are optional / See Page «K441» for cooling accessory.  
Soğutma ekipmanları opsiyoneldir / Bkz. Sayfa «K441» Soğutma aksesuarları için



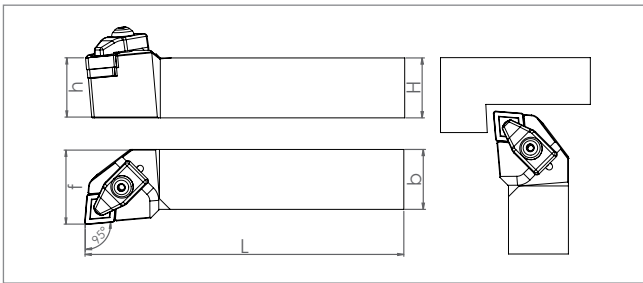
Ordering Code	Item Designation	Dimensions (mm)				Master Insert*
<i>Direction</i>	<b>TDNNN (62.5)</b>	<i>h=H</i>	<i>b</i>	<i>L</i>	<i>f</i>	
<i>Neutral</i>						
SM00414	TDNNN 1616 H11	16	16	100	8	DNM.1104..
SM00384	TDNNN 2020 K11	20	20	125	10	
SM00391	TDNNN 2525 M11	25	25	150	12.5	DNM.1504..
SM34013	TDNNN 2020 K1504	20	20	125	10	
SM34020	TDNNN 2525 M1504	25	25	150	12.5	DNM.1506..
SM34037	TDNNN 3232 P1504	32	32	170	16	
SM00452	TDNNN 2020 K15	20	20	125	10	DNM.1506..
SM00476	TDNNN 2525 M15	25	25	150	12.5	
SM00445	TDNNN 3232 P15	32	32	170	16	
SM00537	TDNNN 4040 S15	40	40	250	20	


Size Designation	Master Insert*	Spare Parts					
		Clamp	Screw	Shim	Shim Screw	Stamp	Allen Key
1616 - 2525	 DNM.1104..	 TSK2 9102	 TSBV M5x24-9202	 BAX DN11-9601	 TSAV M4x10x6-9402	-	 SAK- AA3-9902
2020 - 3232	DNM.1504..	 TSK1 9101	 TSBV M6x30 9205	 BAX DN15 9602	 TSAV M4x10 9403	 TSP 6.5X12 9705	
2020 - 4040	DNM.1506..						








Ordering Code		Item Designation	Dimensions (mm)				Master Insert*
Direction		TCLN R/L-JT (95)	h=H	b	L	f	
Right	Left						
SM56060	SM56077	TCLN R/L 2525 M12-JT	25	25	150	32	CNM.1204..

Cooling accessories are optional / See Page «K441» for cooling accessory.  
Soğutma ekipmanları opsiyoneldir / Bkz. Sayfa «K441» Soğutma aksesuarları için

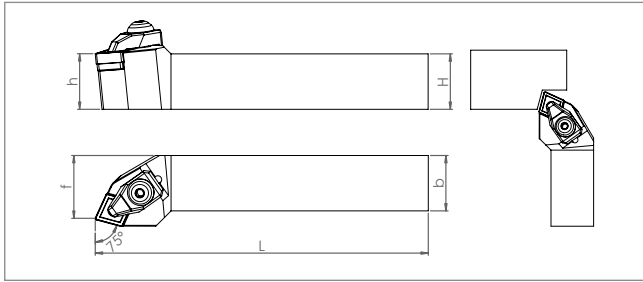



Ordering Code		Description	Dimensions (mm)				Master Insert*
Direction		TCLN R/L (95)	h=H	b	L	f	
Right	Left						
SM00210	SM55377	TCLN R/L 2525 M09	25	25	150	32	CNM.0903..
SM00025	SM00032	TCLN R/L 2020 K12	20	20	125	26	CNM.1204..
SM00056	SM00063	TCLN R/L 2525 M12	25	25	150	32	
SM00087	SM00094	TCLN R/L 3232 P12	32	32	170	38	
SM27091	SM27107	TCLN R/L 4040 S12	40	40	250	47	
SM00148	SM00155	TCLN R/L 2525 M16	25	25	150	32	CNM.1606..
SM00179	SM00186	TCLN R/L 3232 P16	32	32	170	38	
SM00209	SM00193	TCLN R/L 4040 S16	40	40	250	47	CNM.1909..
SM00261	SM00278	TCLN R/L 3232 P19	32	32	170	38	
SM00285	SM00292	TCLN R/L 4040 S19	40	40	250	47	

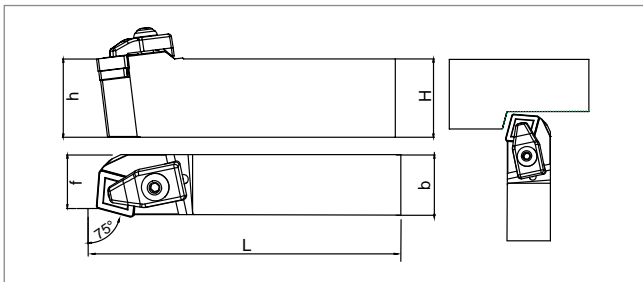
Size Designation	Master Insert*	Spare Parts					
		Clamp	Screw	Shim	Shim Screw	Stamp	Allen Key
2525	 CNM.0903..	 TSK2-9102	 TSBV M5x24-9202	 BAX CC09-9616	 TSAV M4x10x6-9402	-	-
2020 - 4040	CNM.1204..	TSK1-9101	TSBV M6x30-9205	BAX CN12-9603	TSAV M4x10-9403	TSP 6.5x12-9705	SAK-AA3-9902
2525 - 4040	CNM.1606..	TSK3-9103	TSBV M6x30x7-9206	BAX CN16-9604	TSAV M6x16x9-9404	-	-
3232 - 4040	CNM.1909..	TSK4-9104	TSBV M8x30-9207	BAX CN19-9605	TSAV M6x16x11-9406	-	SAK-AA4-9903


\*Suitable Insert is ISO








\*\*Spare Parts Ordering Codes

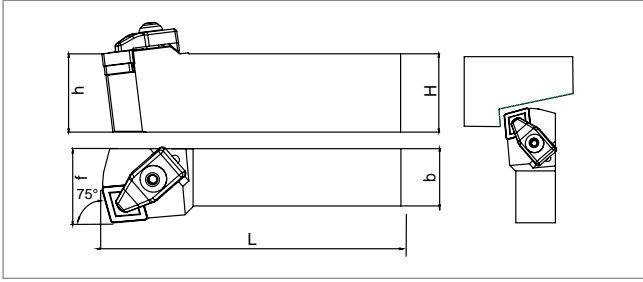



Ordering Code		Item Designation	Dimensions (mm)				Master Insert*
Direction		TCRN R/L (75)	h=H	b	L	f	
Right	Left						
SM00388	SM00395	TCRN R/L 2020 K12	20	20	125	26	CNM.1204..
SM00401	SM00418	TCRN R/L 2525 M12	25	25	150	29	
SM00432	SM00449	TCRN R/L 2525 M16	25	25	150	28.5	CNM.1606..
SM00456	SM00463	TCRN R/L 3232 P16	32	32	170	34.5	










Ordering Code		Item Designation	Dimensions (mm)				Master Insert*
Direction		TCBN R/L (75)	h=H	b	L	f	
Right	Left						
SM34082	SM34099	TCBN R/L 2525 M12	25	25	150	22.5	CNM.1204..
SM34112	SM34105	TCBN R/L 2525 M16	25	25	150	22.5	CNM.1606..
SM49055	SM49062	TCBN R/L 3232 P19	32	32	170	28	CNM.1909..

Size Designation	Master Insert*	Spare Parts					
		Clamp	Screw	Shim	Shim Screw	Stamp	Allen Key
2020 - 4040							
2020 - 4040	CNM.1204..	TSK1-9101	TSBV M6x30-9205	BAX CN12-9603	TSAV M4x10-9403	TSP 6.5x12-9705	SAK- AA3-9902
2525 - 4040	CNM.1606..	TSK3-9103	TSBV M6x30x7-9206	BAX CN16-9604	TSAV M6x16x9-9404	-	
3232 - 4040	CNM.1909..	TSK4-9104	TSBV M8x30-9207	BAX CN19-9605	TSAV M6x16x11-9406		



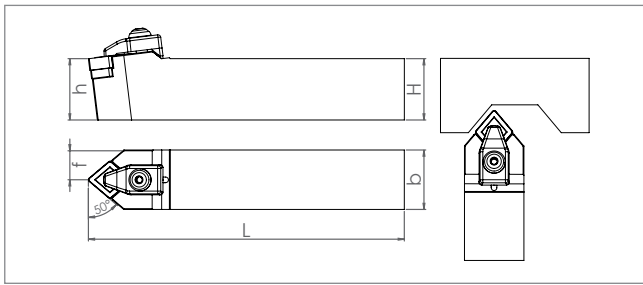
Ordering Code		Item Designation	Dimensions (mm)				Master Insert*
Direction		TCKN R/L (75)	h=H	b	L	f	
Right	Left						
SM44609	SM44616	TCKN R/L 2020 K12	20	20	125	26	CNM.1204..
SM44623	SM44630	TCKN R/L 2525 M12	25	25	150	32	
SM44647	SM44654	TCKN R/L 2525 M16	25	25	150	32	CNM.1606..
SM44661	SM44678	TCKN R/L 3232 P16	32	32	170	38	

Size Designation	Master Insert*	Spare Parts					
		Clamp	Screw	Shim	Shim Screw	Stamp	Allen Key
2020 - 4040	 CNM.1204..	 TSK1-9101	 TSBV M6x30-9205	 BAX CN12-9603	 TSAV M4x10-9403	 TSP 6.5x12-9705	 SAK- AA3-9902
2525 - 4040	CNM.1606..	TSK3-9103	TSBV M6x30x7-9206	BAX CN16-9604	TSAV M6x16x9-9404	-	
3232 - 4040	CNM.1909..	TSK4-9104	TSBV M8x30-9207	BAX CN19-9605	TSAV M6x16x11-9406		

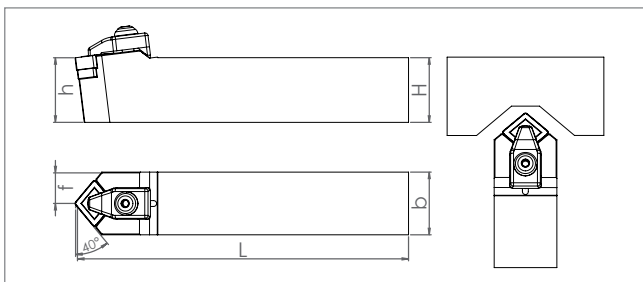
\*Suitable Insert is ISO


\*\*Spare Parts Ordering Codes








T System External Lathe Tool Holders



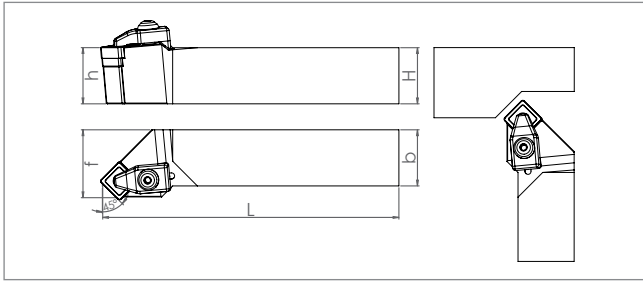
Ordering Code	Item Designation	Dimensions (mm)				Master Insert*
<i>Direction</i>	<b>TCMNN (50)</b>	<i>h=H</i>	<i>b</i>	<i>L</i>	<i>f</i>	
<i>Neutral</i>						
SM00131	TCMNN 1616 H12	16	16	100	8	CNM.1204..
SM00117	TCMNN 2020 K12	20	20	125	10	
SM00124	TCMNN 2525 M12	25	25	150	12.5	
SM00018	TCMNN 3232 P12	32	32	170	16	
SM00230	TCMNN 2525 M16	25	25	150	12.5	CNM.1606..
SM00247	TCMNN 3232 P16	32	32	170	16	
SM00216	TCMNN 4040 S16	40	40	250	20	
SM00339	TCMNN 3232 P19	32	32	170	16	CNM.1909..
SM00308	TCMNN 4040 S19	40	40	250	20	




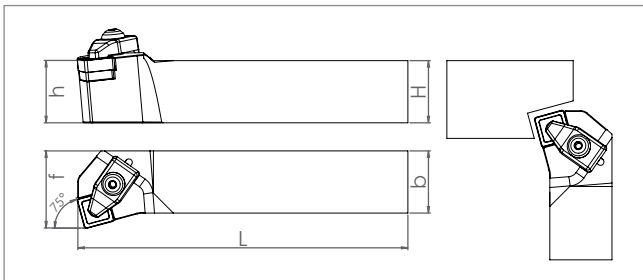
Ordering Code	Item Designation	Dimensions (mm)				Master Insert*
<i>Direction</i>	<b>TCZNN (40)</b>	<i>h=H</i>	<i>b</i>	<i>L</i>	<i>f</i>	
<i>Neutral</i>						
SM00049	TCZNN 2020 K12	20	20	125	10	CNM.1204..
SM00070	TCZNN 2525 M12	25	25	150	12.5	
SM00100	TCZNN 3232 P12	32	32	170	16	
SM00162	TCZNN 2525 M16	25	25	150	12.5	CNM.1606..
SM00254	TCZNN 3232 P16	32	32	170	16	
SM00223	TCZNN 4040 S16	40	40	250	20	
SM00322	TCZNN 3232 P19	32	32	170	16	CNM.1909..
SM00315	TCZNN 4040 S19	40	40	250	20	


Size Designation	Master Insert*	Spare Parts					
		Clamp	Screw	Shim	Shim Screw	Stamp	Allen Key
1616							
2020 - 4040							
2525 - 4040	CNM.1204..	TSK1-9101	TSBV M6x27-9203 TSBV M6x30-9205	BAX CN12-9603	TSAV M4x10-9403	TSP 6.5x12-9705	SAK- AA3-9902
3232 - 4040	CNM.1606..	TSK3-9103	TSBV M6x30x7-9206 TSBV M8x30-9207	BAX CN16-9604 BAX CN19-9605	TSAV M6x16x9-9404 TSAV M6x16x11-9406	-	SAK- AA4-9903


















Ordering Code		Item Designation	Dimensions (mm)				Master Insert*
Direction		TSSN R/L (45)	h=H	b	L	f	
Right	Left						
SM00544	SM00551	TSSN R/L 2020 K12	20	20	125	26	SNM.1204..
SM00575	SM00582	TSSN R/L 2525 M12	25	25	150	32	
SM00605	SM00612	TSSN R/L 3232 P12	32	32	170	38	
SM00735	SM00759	TSSN R/L 2525 M15	25	25	150	32	SNM.1506..
SM00766	SM00797	TSSN R/L 3232 P15	32	32	170	38	
SM00704	SM00711	TSSN R/L 4040 S15	40	40	250	47	
SM49079	SM49086	TSSN R/L 3232 P19	32	32	170	38	SNM.1906..
SM49093	SM49109	TSSN R/L 4040 S19	40	40	250	47	

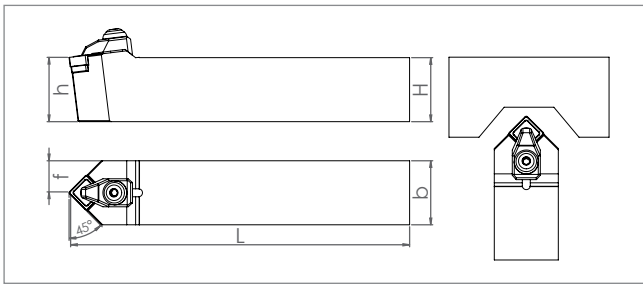



Ordering Code		Item Designation	Dimensions (mm)				Master Insert*
Direction		TSKN R/L (75)	h=H	b	L	f	
Right	Left						
SM00636	SM00643	TSKN R/L 2020 K12	20	20	125	26	SNM.1204..
SM00650	SM00667	TSKN R/L 2525 M12	25	25	150	32	
SM00674	SM00681	TSKN R/L 3232 P12	32	32	170	38	
SM00803	SM00810	TSKN R/L 2525 M15	25	25	150	32	SNM.1506..
SM00780	SM00698	TSKN R/L 3232 P15	32	32	170	38	








Size Designation	Master Insert*	Spare Parts					
		Clamp	Screw	Shim	Shim Screw	Stamp	Allen Key
2020 - 3232	SNM.1204..	 TSK1-9101	 TSBV M6x30-9205	 BAX SN12-9608	 TSAV M4x10-9403	 TSP 6.5x12-9705	SAK- AA3-9902
2525 - 4040	SNM.1506..	 TSK3-9103	 TSBV M6x30x7-9206	 BAX SN15-9609	 TSAV M6x16x9-9404	-	
3232 - 4040	SNM.1906..	 TSK4-9104	 TSBV M8x30-9207	 BAX SN19-9629	 TSAV M6x16x11-9406	-	SAK- AA4-9903

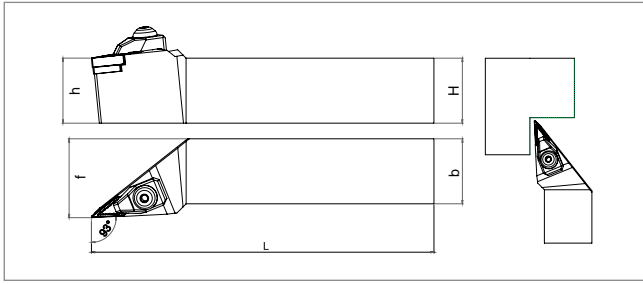
\*Suitable Insert is ISO


\*\*Spare Parts Ordering Codes

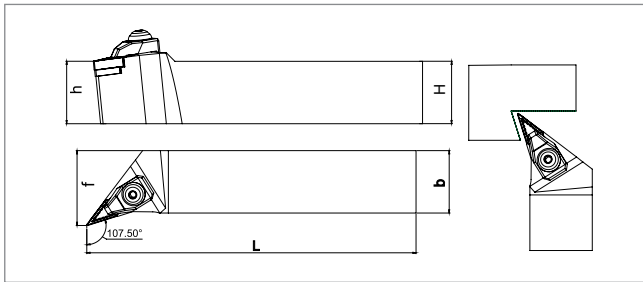



Ordering Code	Item Designation	Dimensions (mm)				Master Insert*
<i>Direction</i>	<b>TSDNN (45)</b>	<i>h=H</i>	<i>b</i>	<i>L</i>	<i>f</i>	
<i>Neutral</i>						
SM00568	TSDNN 2020 K12	20	20	125	10	SNM.1204..
SM00599	TSDNN 2525 M12	25	25	150	12.5	
SM00629	TSDNN 3232 P12	32	32	170	16	
SM00742	TSDNN 2525 M15	25	25	150	12.5	SNM.1506..
SM00773	TSDNN 3232 P15	32	32	170	16	
SM00728	TSDNN 4040 S15	40	40	250	20	








Size Designation	Master Insert*	Spare Parts					
		Clamp	Screw	Shim	Shim Screw	Stamp	Allen Key
2020 - 3232							
2020 - 3232	SNM.1204..	TSK1-9101	TSBV M6x30-9205	BAX SN12-9608	TSAV M4x10-9403	TSP 6.5x12-9705	SAK- AA3-9902
2525 - 4040	SNM.1506..	TSK3-9103	TSBV M6x30x7-9206	BAX SN15-9609	TSAV M6x16x9-9404	-	
3232 - 4040	SNM.1906..	TSK4-9104	TSBV M8x30-9207	BAX SN19-9629	TSAV M6x16x11-9406	-	SAK- AA4-9903



Ordering Code		Item Designation	Dimensions (mm)				Master Insert*
Direction		TVJN R/L (93)	h=H	b	L	f	
Right	Left						
SM01015	SM01084	TVJN R/L 2020 K16	20	20	125	26	VNM.1604..
SM01039	SM01046	TVJN R/L 2525 M16	25	25	150	32	
SM01060	SM01077	TVJN R/L 3232 P16	32	32	170	38	
SM32514	SM32521	TVJN R/L 4040 S16	40	40	250	47	

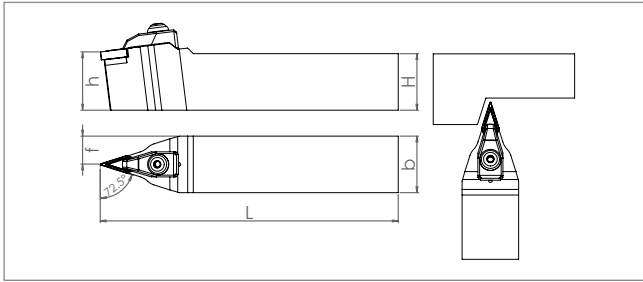


Ordering Code		Item Designation	Dimensions (mm)				Master Insert*
Direction		TVHN R/L (107.5)	h=H	b	L	f	
Right	Left						
SM23796	SM23802	TVHN R/L 2020 K16	20	20	125	26	VNM.1604..
SM23819	SM23826	TVHN R/L 2525 M16	25	25	150	32	
SM27114	SM27121	TVHN R/L 3232 P16	32	32	170	47	

Size Designation	Master Insert*	Spare Parts					
		Clamp 	Screw 	Shim 	Shim Screw 	Stamp 	Allen Key 
2020	VNM.1604..	TSK5-9105	TSBV M6x30-9205	BAX VN16-9612	TSAV M4x10x6 9402	TSP 6.5x12-9705	SAK- AA3-9902
2525 - 4040							

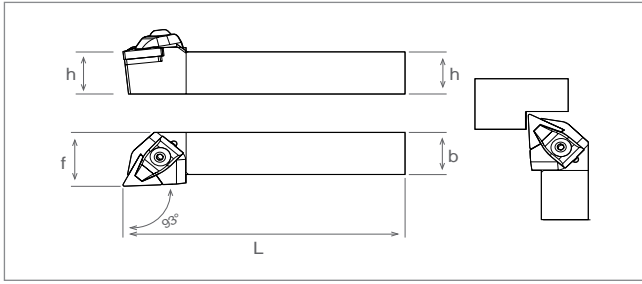
\*Suitable Insert is ISO

\*\*Spare Parts Ordering Codes

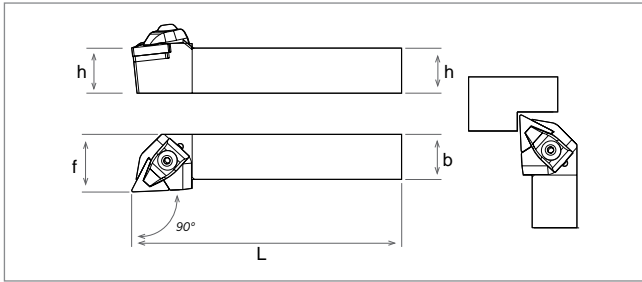


Ordering Code	Item Designation	Dimensions (mm)				Master Insert*
<i>Direction</i>	<i>TVVNN (72.5)</i>	<i>h=H</i>	<i>b</i>	<i>L</i>	<i>f</i>	
<i>Neutral</i>						
SM01022	TVVNN 2020 K16	20	20	125	10	VNM.1604..
SM01053	TVVNN 2525 M16	25	25	150	12.5	
SM01091	TVVNN 3232 P16	32	32	170	16	
SM32538	TVVNN 4040 S16	40	40	250	20	

Size Designation	Master Insert*	Spare Parts					
		Clamp	Screw	Shim	Shim Screw	Stamp	Allen Key
2020							
2525 - 4040		TSK5-9105	TSBV M6x30-9205	BAX VN16-9612	TSAV M4x10x6 9402	TSP 6.5x12-9705	SAK- AA3-9902



Ordering Code		Item Designation	Dimensions (mm)				Master Insert*
Direction		TTJN R/L(93)	h=H	b	L	f	
Right	Left						
SM00827	SM00834	TTJN R/L 2020 K16	20	20	125	26	TNM.1604..
SM00858	SM00865	TTJN R/L 2525 M16	25	25	150	32	
SM00889	SM00896	TTJN R/L 3232 P16	32	32	170	38	
SM00919	SM00926	TTJN R/L 2525 M22	25	25	150	32	TNM.2204..
SM00940	SM00957	TTJN R/L 3232 P22	32	32	170	38	
SM00971	SM00988	TTJN R/L 4040 S22	40	40	250	47	




Ordering Code		Item Designation	Dimensions (mm)				Master Insert*
Direction		TTGN R/L (90)	h=H	b	L	f	
Right	Left						
SM44449	SM44456	TTGN R/L 2020 K16	20	20	125	26	TNM.1604..
SM44463	SM44470	TTGN R/L 2525 M16	25	25	150	32	
SM49116	SM49123	TTGN R/L 3232 P16	32	32	170	38	
SM44487	SM44494	TTGN R/L 2525 M22	25	25	150	32	TNM.2204..
SM44500	SM44517	TTGN R/L 3232 P22	32	32	170	38	
SM49130	SM51409	TTGN R/L 4040 S22	40	40	250	47	


Descriptions	Master Insert*	Spare Parts					
		Clamp	Screw	Shim	Shim Screw	Stamp	Allen Key
2020 - 3232	TNM.1604..	 TSK2-9102	 TSBV M5x24-9202	 BAX TN16-9610	 TSAV M4x10x7-9413	-	SAK- AA3-9902
2525 - 4040	TNM.2204..	 TSK1-9101	 TSBV M6x30-9205	 BAX TN22-9611	 TSAV M4x10-9403	 TSP 6.5x12-9705	

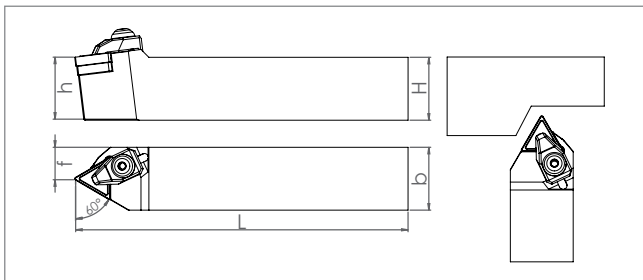
\*Suitable Insert is ISO


\*\*Spare Parts Ordering Codes








T System External Lathe Tool Holders

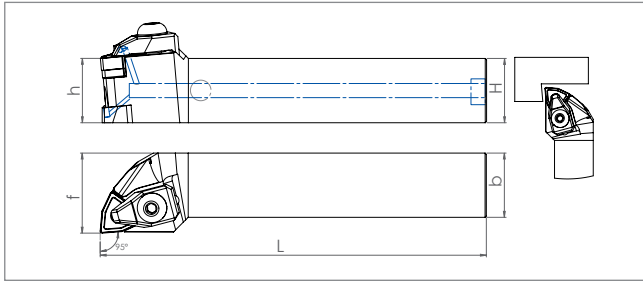



Ordering Code		Item Designation	Dimensions (mm)				Master Insert*
Direction		TTFN R/L (90)	h=H	b	L	f	
Right	Left						
SM44524	SM44531	TTFN R/L 2020 K16	20	20	125	26	TNM.1604..
SM44548	SM44555	TTFN R/L 2525 M16	25	25	150	32	
SM49154	SM49161	TTFN R/L 3232 P16	32	32	170	38	
SM44562	SM44579	TTFN R/L 2525 M22	25	25	150	32	TNM.2204..
SM44586	SM44593	TTFN R/L 3232 P22	32	32	170	38	
SM49178	SM49185	TTFN R/L 4040 S22	40	40	250	47	



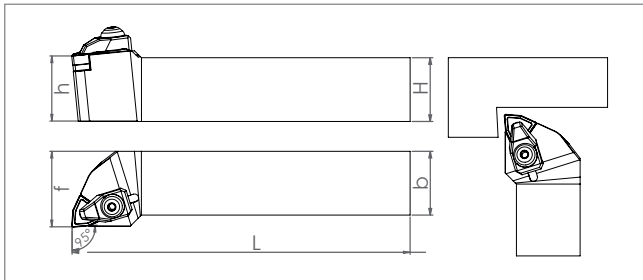
Ordering Code		Item Designation	Dimensions (mm)				Master Insert*
Direction		TTENN (60)	h=H	b	L	f	
Neutral							
SM00841		TTENN 2020 K16	20	20	125	10	TNM.1604..
SM00872		TTENN 2525 M16	25	25	150	12.5	
SM00902		TTENN 3232 P16	32	32	170	16	
SM00933		TTENN 2525 M22	25	25	150	12.5	TNM.2204..
SM00964		TTENN 3232 P22	32	32	170	16	
SM00995		TTENN 4040 S22	40	40	250	20	


Size Designation	Master Insert*	Spare Parts					
		Clamp 	Screw 	Shim 	Shim Screw 	Stamp 	Allen Key 
2020 - 3232	TNM.1604..	TSK2-9102	TSBV M5x24-9202	BAX TN16-9610	TSAV M4x10x7-9413	-	SAK- AA3-9902
2525 - 4040	TNM.2204..	TSK1-9101	TSBV M6x30-9205	BAX TN22-9611	TSAV M4x10-9403	TSP 6.5x12-9705	








Ordering Code		Description	Dimensions (mm)				Master Insert*
Direction		TWLN R/L-JT (95)	h=H	b	L	f	
Right	Left						
SM56046	SM56053	TWLN R/L 2525 M08-JT	25	25	150	32	WNM.0804..

Cooling accessories are optional / See Page «K441» for cooling accessory.  
Soğutma ekipmanları opsiyoneldir / Bkz. Sayfa «K441» Soğutma aksesuarları için

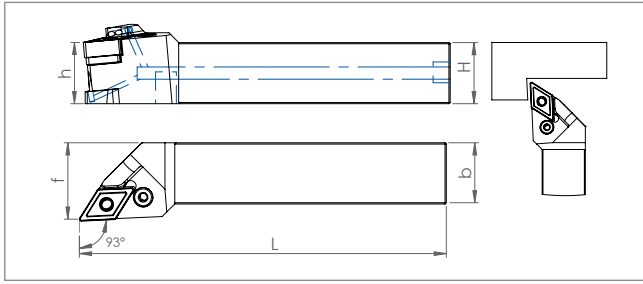



Ordering Code		Item Designation	Dimensions (mm)				Master Insert*
Direction		TWLN R/L (95)	h=H	b	L	f	
Right	Left						
SM01107	SM01114	TWLN R/L 1616 H06	16	16	100	20	WNM.0604..
SM01121	SM01138	TWLN R/L 2020 K06	20	20	125	26	
SM01145	SM01152	TWLN R/L 2525 M06	25	25	150	32	
SM01176	SM01169	TWLN R/L 2020 K08	20	20	125	25	WNM.0804..
SM01206	SM01183	TWLN R/L 2525 M08	25	25	150	32	
SM01213	SM01190	TWLN R/L 3232 P08	32	32	170	38	
SM01220	SM01237	TWLN R/L 4040 S08	40	40	250	47	

Size Designation	Master Insert*	Spare Parts					
		Clamp	Screw	Shim	Shim Screw	Stamp	Allen Key
1616 - 2525	WNM.0604..						SAK-AA3-9902
2020 - 4040	WNM.0804..	TSK2-9102	TSBV M5x24-9202	BAX WN06-9606	CSAV M3x8-9401	-	
		TSK1-9101	TSBV M6x30-9205	BAX WN08-9607	TSAV M4x10-9403	TSP 6.5x12-9705	

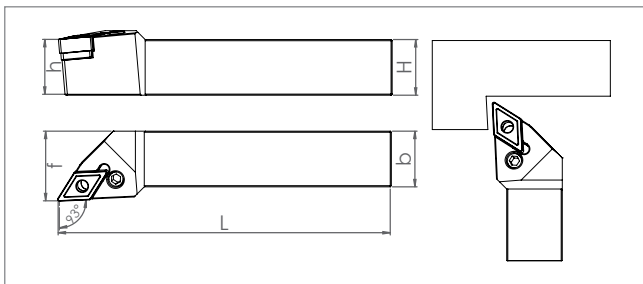
\*Suitable Insert is ISO


\*\*Spare Parts Ordering Codes









Ordering Code		Description	Dimensions (mm)				Master Insert*
<i>Direction</i>		<b>PDJN R/L-JT (93)</b>	<i>h=H</i>	<i>b</i>	<i>L</i>	<i>f</i>	
<i>Right</i>	<i>Left</i>						
SM50747	SM50754	PDJN R/L 2525 M15-JT	25	25	150	32	DNM.1506..

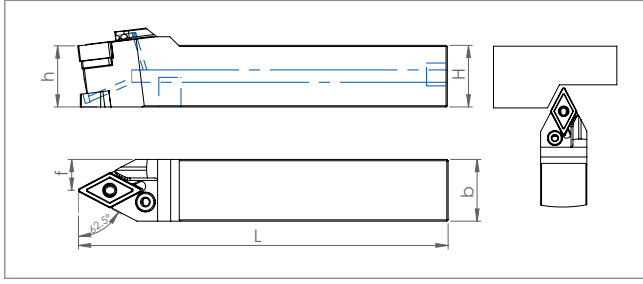
Cooling accessories are optional / See Page «K441» for cooling accessory.  
Soğutma ekipmanları opsiyoneldir / Bkz. Sayfa «K441» Soğutma aksesuarları için




Ordering Code		Item Designation	Dimensions (mm)				Master Insert*
<i>Direction</i>		<b>PDJN R/L (93)</b>	<i>h=H</i>	<i>b</i>	<i>L</i>	<i>f</i>	
<i>Right</i>	<i>Left</i>						
SM01794	SM01800	PDJN R/L 2020 K15	20	20	125	26	DNM.1506..
SM01817	SM01824	PDJN R/L 2525 M15	25	25	150	32	
SM01831	SM01848	PDJN R/L 3232 P15	32	32	170	38	
SM25967	SM25950	PDJN R/L 4040 S15	40	40	250	47	

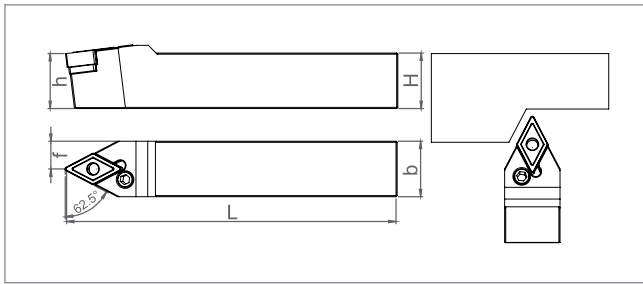
Size Designation	Master Insert*	Spare Parts				
		Lever	Lever Screw	Shim	Shim Spring	Allen Key
2020 - 4040	 DNM.1506..	 SPL4 9123	 SLV4 M8x21 9229	 BAX DN15-9602	 SLAY1 9701	 SAK-AA3-9902











Ordering Code	Item Designation	Dimensions (mm)				Master Insert*
<i>Direction</i>	<b>PDNNN-JT (62.5)</b>	<i>h=H</i>	<i>b</i>	<i>L</i>	<i>f</i>	
<i>Neutral</i>						
SM50792	PDNNN 2525 M15-JT	25	25	150	12.5	DNM.1506..

Cooling accessories are optional / See Page «K441» for cooling accessory.  
Soğutma ekipmanları opsiyoneldir / Bkz. Sayfa «K441» Soğutma aksesuarları için

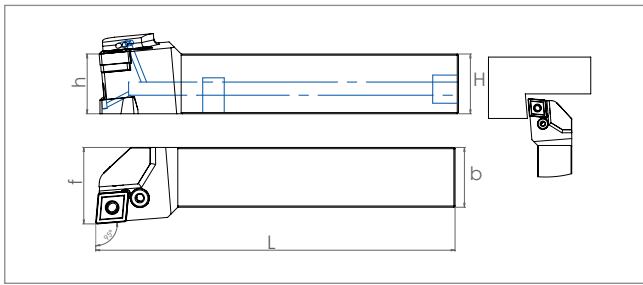



Ordering Code	Item Designation	Dimensions (mm)				Master Insert*
<i>Direction</i>	<b>PDNNN (62.5)</b>	<i>h=H</i>	<i>b</i>	<i>L</i>	<i>f</i>	
<i>Neutral</i>						
SM25943	PDNNN 2020 K15	20	20	125	10	DNM.1506..
SM22409	PDNNN 2525 M15	25	25	150	12.5	
SM25936	PDNNN 3232 P15	32	32	170	16	
SM34297	PDNNN 4040 S15	40	40	250	20	

Size Designation	Master Insert*	Spare Parts				
		Lever	Lever Screw	Shim	Shim Spring	Allen Key
2020 - 4040	 DNM.1506..	 SPL4 9123	 SLV4 M8x21 9229	 BAX DN15-9602	 SLAY1 9701	 SAK-AA3-9902

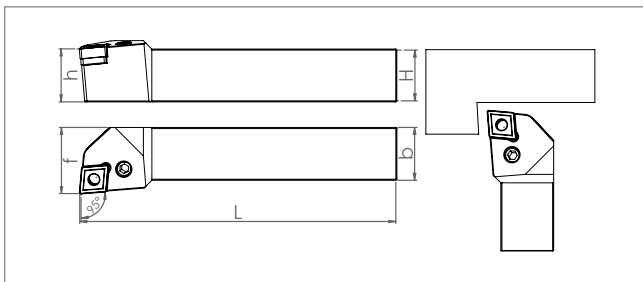
\*Suitable Insert is ISO


\*\*Spare Parts Ordering Codes









Ordering Code		Description	Dimensions (mm)				Master Insert*
Direction		PCLN R/L-JT (95)	h=H	b	L	f	
Right	Left						
SM50846	SM50853	PCLN R/L 2525 M12-JT	25	25	150	32	CNM.1204..
SM50884	SM50891	PCLN R/L 2525 M16-JT	25	25	150	32	CNM.1606..


Cooling accessories are optional / See Page «K441» for cooling accessory.  
Soğutma ekipmanları opsiyoneldir / Bkz. Sayfa «K441» Soğutma aksesuarları için









Ordering Code		Item Designation	Dimensions (mm)				Master Insert*
Direction		PCLN R/L (95)	h=H	b	L	f	
Right	Left						
SM01619	SM01626	PCLN R/L 2020 K12	20	20	125	26	CNM.1204..
SM01640	SM01657	PCLN R/L 2525 M12	25	25	150	32	
SM01671	SM01688	PCLN R/L 3232 P12	32	32	170	38	CNM.1606..
SM01701	SM01718	PCLN R/L 2525 M16	25	25	150	32	
SM01732	SM01749	PCLN R/L 3232 P16	32	32	170	38	CNM.1906..
SM01763	SM01770	PCLN R/L 3232 P19	32	32	170	38	
SM25905	SM25899	PCLN R/L 4040 S19	40	40	250	47	

Size Designation	Master Insert*	Spare Parts				
		Lever	Lever Screw	Shim	Shim Spring	Allen Key
2020 - 3232						
2020 - 3232	CNM.1204..	SPL1-9120	SLV1 M8x20-9224	BAX CN12-9603	SLAY1-9701	SAK-AA3-9902
2525 - 3232	CNM.1606..	SPL2-9121	SLV2 M8x24-9225	BAX CN16-9604	SLAY2-9702	
3232 - 4040	CNM.1906..	SPL3-9122	SLV3 M10x29-9226	BAX CN19-9605	SLAY3-9703	SAK-AA4-9903

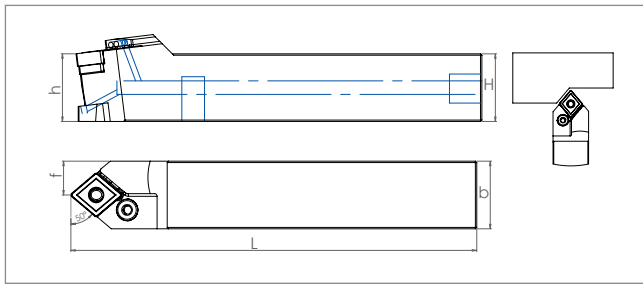



Ordering Code		Item Designation	Dimensions (mm)				Master Insert*
Direction		PCBN R/L (75)	h=H	b	L	f	
Right	Left						
SM34204	SM34198	PCBN R/L 2020 K12	20	20	125	17.5	CNM.1204..
SM22447	SM22454	PCBN R/L 2525 M12	25	25	150	22.5	
SM25868	SM25851	PCBN R/L 3232 P12	32	32	170	28.5	
SM34211	SM34228	PCBN R/L 2525 M16	25	25	150	22.5	CNM.1606..
SM34235	SM34242	PCBN R/L 3232 P16	32	32	170	28.5	
SM34266	SM34259	PCBN R/L 3232 P19	32	32	170	28	CNM.1906..
SM34273	SM34280	PCBN R/L 4040 S19	40	40	250	36	

Size Designation	Master Insert*	Spare Parts				
		Lever	Lever Screw	Shim	Shim Spring	Allen Key
						
2020 - 3232	CNM.1204..	SPL1-9120	SLV1 M8x20-9224	BAX CN12-9603	SLAY1-9701	SAK-AA3-9902
2525 - 3232	CNM.1606..	SPL2-9121	SLV2 M8x24-9225	BAX CN16-9604	SLAY2-9702	
3232 - 4040	CNM.1906..	SPL3-9122	SLV3 M10x29-9226	BAX CN19-9605	SLAY3-9703	SAK-AA4-9903

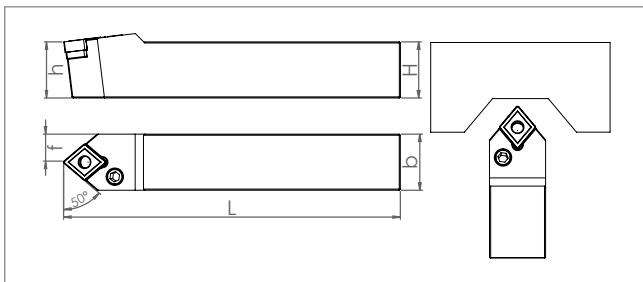
\*Suitable Insert is ISO


\*\*Spare Parts Ordering Codes









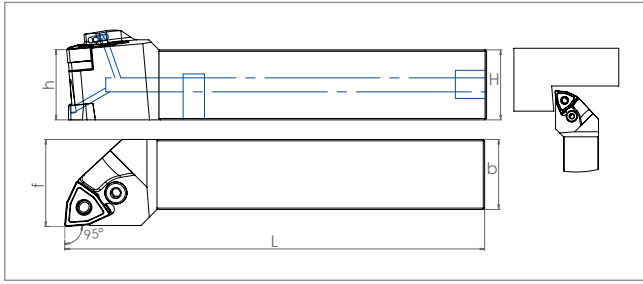
Ordering Code	Item Designation	Dimensions (mm)				Master Insert*
<i>Direction</i>	<b>PCMNN-JT (50)</b>	<i>h=H</i>	<i>b</i>	<i>L</i>	<i>f</i>	
<i>Neutral</i>						
SM50969	PCMNN 2525 M12-JT	25	25	150	12.5	CNM.1204..
SM50983	PCMNN 2525 M16-JT	25	25	150	12.5	CNM.1606..


Cooling accessories are optional / See Page «K441» for cooling accessory.  
Soğutma ekipmanları opsiyoneldir / Bkz. Sayfa «K441» Soğutma aksesuarları için



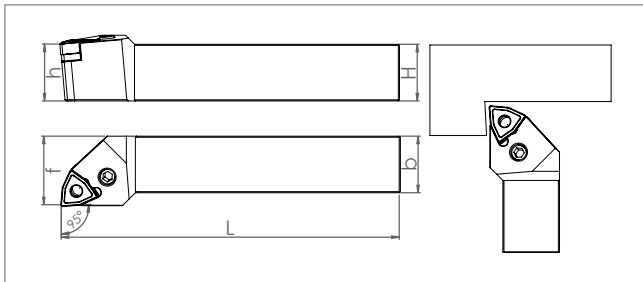
Ordering Code	Item Designation	Dimensions (mm)				Master Insert*
<i>Direction</i>	<b>PCMNN (50)</b>	<i>h=H</i>	<i>b</i>	<i>L</i>	<i>f</i>	
<i>Neutral</i>						
SM01633	PCMNN 2020 K12	20	20	125	10	CNM.1204..
SM01664	PCMNN 2525 M12	25	25	150	12.5	
SM01695	PCMNN 3232 P12	32	32	170	16	CNM.1606..
SM01725	PCMNN 2525 M16	25	25	150	12.5	
SM01756	PCMNN 3232 P16	32	32	170	16	CNM.1906..
SM01787	PCMNN 3232 P19	32	32	170	16	
SM34129	PCMNN 4040 S19	40	40	250	20	

Size Designation	Master Insert*	Spare Parts				
		Lever	Lever Screw	Shim	Shim Spring	Allen Key
2020 - 3232						
2020 - 3232	CNM.1204..	SPL1-9120	SLV1 M8x20-9224	BAX CN12-9603	SLAY1-9701	SAK-AA3-9902
2525 - 3232	CNM.1606..	SPL2-9121	SLV2 M8x24-9225	BAX CN16-9604	SLAY2-9702	
3232 - 4040	CNM.1906..	SPL3-9122	SLV3 M10x29-9226	BAX CN19-9605	SLAY3-9703	SAK-AA4-9903








Ordering Code		Description	Dimensions (mm)				Master Insert*
Direction		PWLN R/L-JT (95)	h=H	b	L	f	
Right	Left						
SM50525	SM50518	PWLN R/L 2525 M08-JT	25	25	150	32	WNM.0804..

Cooling accessories are optional / See Page «K441» for cooling accessory.  
Soğutma ekipmanları opsiyoneldir / Bkz. Sayfa «K441» Soğutma aksesuarları için

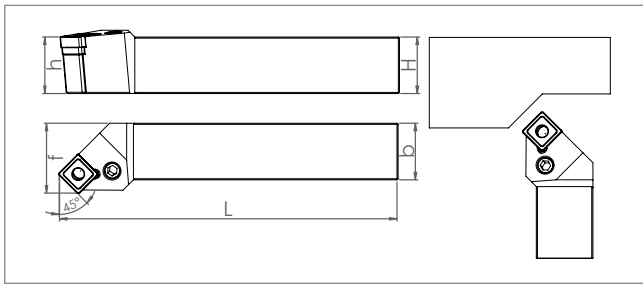



Ordering Code		Item Designation	Dimensions (mm)				Master Insert*
Direction		PWLN R/L (95)	h=H	b	L	f	
Right	Left						
SM01985	SM01992	PWLN R/L 2020 K08	20	20	125	26	WNM.0804..
SM02005	SM02012	PWLN R/L 2525 M08	25	25	150	32	
SM02029	SM02036	PWLN R/L 3232 P08	32	32	170	38	
SM25929	SM25912	PWLN R/L 4040 S08	40	40	250	47	

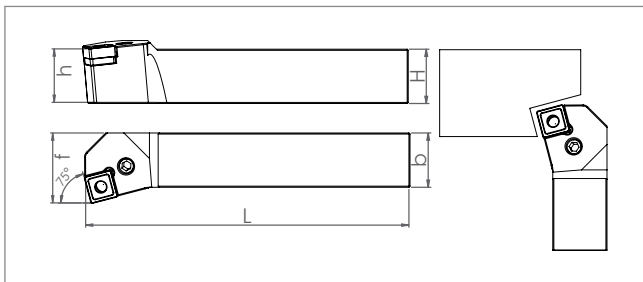
Size Designation	Master Insert*	Spare Parts				
		Lever 	Lever Screw 	Shim 	Shim Spring 	Allen Key 
2020 - 4040	WNM.0804..	SPL1-9120	SLV1 M8x20-9224	BAX WN08-9607	SLAY1-9701	SAK-AA3-9902


\*Suitable Insert is ISO






\*\*Spare Parts Ordering Codes

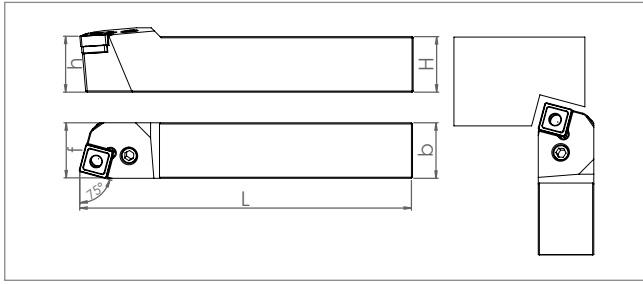



Ordering Code		Item Designation	Dimensions (mm)				Master Insert*
Direction		PSSN R/L (45)	h=H	b	L	f	
Right	Left						
SM01855	SM01862	PSSN R/L 2020 K12	20	20	125	26	SNM.1204..
SM01886	SM01893	PSSN R/L 2525 M12	25	25	150	32	
SM01916	SM01923	PSSN R/L 3232 P12	32	32	170	38	
SM49215	SM49222	PSSN R/L 2525 M15	25	25	150	32	SNM.1506..
SM01954	SM01961	PSSN R/L 3232 P15	32	32	170	38	
SM34136	SM34143	PSSN R/L 3232 P19	32	32	170	38	SNM.1906
SM34150	SM34167	PSSN R/L 4040 S19	40	40	250	47	

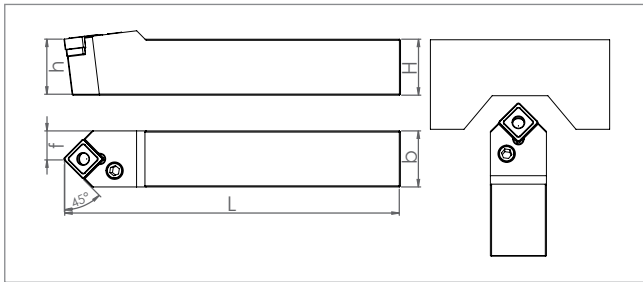



Ordering Code		Item Designation	Dimensions (mm)				Master Insert*
Direction		PSKN R/L (75)	h=H	b	L	f	
Right	Left						
SM26025	SM26018	PSKN R/L 2020 K12	20	20	125	26	SNM.1204..
SM22386	SM22393	PSKN R/L 2525 M12	25	25	150	32	
SM26001	SM25998	PSKN R/L 3232 P12	32	32	170	38	
SM22461	SM22478	PSKN R/L 2525 M15	25	25	150	32	SNM.1506..
SM25981	SM25974	PSKN R/L 3232 P15	32	32	170	38	
SM37564	SM37557	PSKN R/L 3232 P19	32	32	170	38	SNM.1906
SM37571	SM37540	PSKN R/L 4040 S19	40	40	250	47	



Size Designation	Master Insert*	Spare Parts				
		Lever	Lever Screw	Shim	Shim Spring	Allen Key
2020 - 3232						SAK-AA3-9902
2525 - 3232	SNM.1204..	SPL1-9120	SLV1 M8x20-9224	BAX SN12-9608	SLAY1-9701	
3232 - 4040	SNM.1506..	SPL2-9121	SLV2 M8x24-9225	BAX SN15-9609	SLAY2-9702	
	SNM.1906	SPL3-9122	SLV3 M10x29-9226	BAX SN19-9629	SLAY3-9703	SAK-AA4-9903



Ordering Code		Item Designation	Dimensions (mm)				Master Insert*
Direction		PSBN R/L (75)	h=H	b	L	f	
Right	Left						
SM34303	SM34310	PSBN R/L 2020 K12	20	20	125	17	SNM.1204..
SM22423	SM22430	PSBN R/L 2525 M12	25	25	150	23	
SM25882	SM25875	PSBN R/L 3232 P12	32	32	170	29	
SM34327	SM34334	PSBN R/L 2525 M15	25	25	150	22	SNM.1506..
SM34341	SM34358	PSBN R/L 3232 P15	32	32	170	28	
SM34365	SM34372	PSBN R/L 3232 P19	32	32	170	28.5	SNM.1906
SM34396	SM34389	PSBN R/L 4040 S19	40	40	250	36.5	



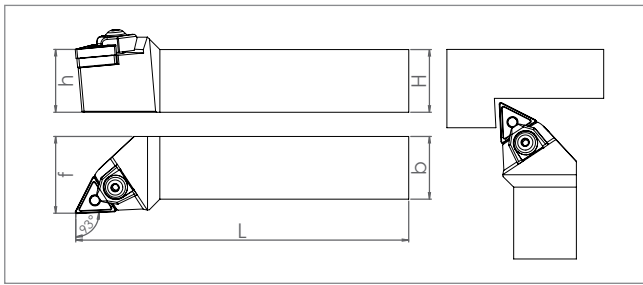
Ordering Code		Item Designation	Dimensions (mm)				Master Insert*
Direction		PSDNN (45)	h=H	b	L	f	
Neutral							
SM01879		PSDNN 2020 K12	20	20	125	10	SNM.1204..
SM01909		PSDNN 2525 M12	25	25	150	12.5	
SM01930		PSDNN 3232 P12	32	32	170	16	
SM01947		PSDNN 2525 M15	25	25	150	12.5	SNM.1506..
SM01978		PSDNN 3232 P15	32	32	170	16	
SM34174		PSDNN 3232 P19	32	32	170	16	SNM.1906
SM34181		PSDNN 4040 S19	40	40	250	20	


Size Designation	Master Insert*	Spare Parts				
		Lever 	Lever Screw 	Shim 	Shim Spring 	Allen Key 
2020 - 3232	SNM.1204..	SPL1-9120	SLV1 M8x20-9224	BAX SN12-9608	SLAY1-9701	SAK-AA3-9902
2525 - 3232	SNM.1506..	SPL2-9121	SLV2 M8x24-9225	BAX SN15-9609	SLAY2-9702	
3232 - 4040	SNM.1906	SPL3-9122	SLV3 M10x29-9226	BAX SN19-9629	SLAY3-9703	SAK-AA4-9903

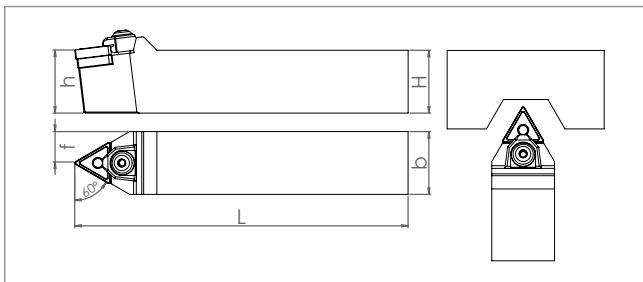
\*Suitable Insert is ISO


\*\*Spare Parts Ordering Codes










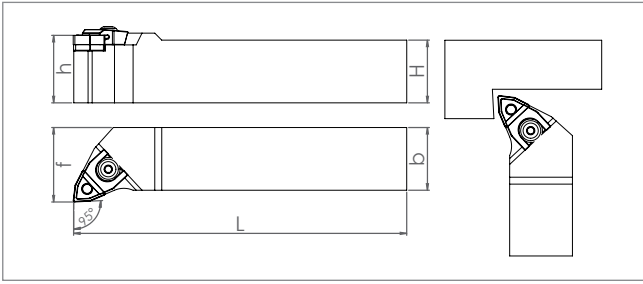
Ordering Code		Item Designation	Dimensions (mm)				Master Insert*
Direction		MTJN R/L (93)	h=H	b	L	f	
Right	Left						
SM01268	SM01329	MTJN R/L 2020 K16	20	20	125	26	TNM.1604..
SM01275	SM01282	MTJN R/L 2525 M16	25	25	150	32	
SM01305	SM01312	MTJN R/L 3232 P16	32	32	170	38	
SM01398	SM01374	MTJN R/L 2525 M22	25	25	150	32	TNM.2204..
SM01404	SM01381	MTJN R/L 3232 P22	32	32	170	38	
SM01336	SM01350	MTJN R/L 4040 S22	40	40	250	47	



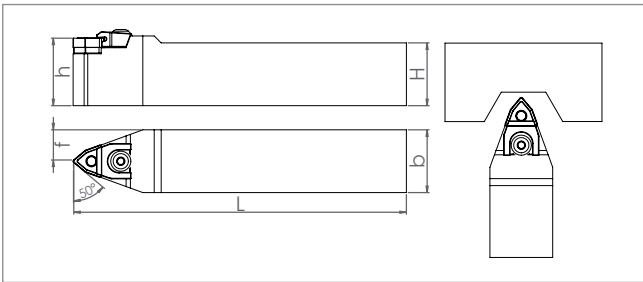
Ordering Code		Item Designation	Dimensions (mm)				Master Insert*
Direction		MTENN (60)	h=H	b	L	f	
Neutral							
SM01251		MTENN 2020 K16	20	20	125	10	TNM.1604..
SM01299		MTENN 2525 M16	25	25	150	12.5	
SM01244		MTENN 3232 P16	32	32	170	16	
SM01367		MTENN 2525 M22	25	25	150	12.5	TNM.2204..
SM01411		MTENN 3232 P22	32	32	170	16	
SM01343		MTENN 4040 S22	40	40	250	20	


Size Designation	Master Insert*	Spare Parts					
		Clamp	Screw	Shim	Pin	Spring	Allen Key
2020	TNM.1604..		TSBV M6x27-9203				
2525 - 3232							
2525 - 4040							
	TNM.2204..	MSK1-9107	TSBV M6x30-9205	BAX TN16-9610	BMP1 3.70x5x17 9309	TSP 6.5x12-9705	SAK- AA3-9902
				BAX TN22-9611	BMP2 5x6x16-9310		












Ordering Code		Item Designation	Dimensions (mm)				Master Insert*
Direction		MVLN R/L (95)	h=H	b	L	f	
Right	Left						
SM01428	SM01435	MVLN R/L 1616 H06	16	16	100	20	WNM.0604..
SM01459	SM01466	MVLN R/L 2020 K06	20	20	125	26	
SM01473	SM01480	MVLN R/L 2525 M06	25	25	150	32	
SM01534	SM01497	MVLN R/L 2020 K08	20	20	125	26	WNM.0804..
SM01558	SM01572	MVLN R/L 2525 M08	25	25	150	32	
SM01602	SM01589	MVLN R/L 3232 P08	32	32	170	38	
SM01527	SM25776	MVLN R/L 4040 S08	40	40	250	47	

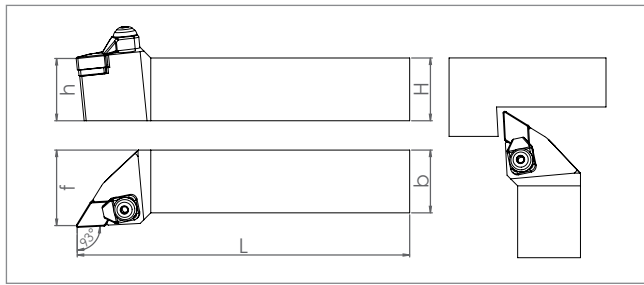



Ordering Code		Item Designation	Dimensions (mm)				Master Insert*
Direction		MWDNN (50)	h=H	b	L	f	
Neutral							
SM01442		MWDNN 1616 H06	16	16	100	8	WNM.0604..
SM01503		MWDNN 2020 K06	20	20	125	10	
SM01510		MWDNN 2525 M06	25	25	150	12.5	
SM01541		MWDNN 2020 K08	20	20	125	10	WNM.0804..
SM01565		MWDNN 2525 M08	25	25	150	12.5	
SM01596		MWDNN 3232 P08	32	32	170	16	
SM25769		MWDNN 4040 S08	40	40	250	20	








Size Designation	Master Insert*	Spare Parts					
		Clamp 	Screw 	Shim 	Pin 	Spring 	Allen Key 
1616	WNM.0604..	MSK4-9110	TSBV M5x18-9201	BAX WN06-9606	BMP5 3.70x5x13 9312	-	SAK-AA3-9902
2020 - 2525							
2020 - 4040	WNM.0804..	MSK3-9109	TSBV M6x30 9205	BAX WN08 9607	BMP3 5x6x17 9311	TSP 6.5X12 9705	

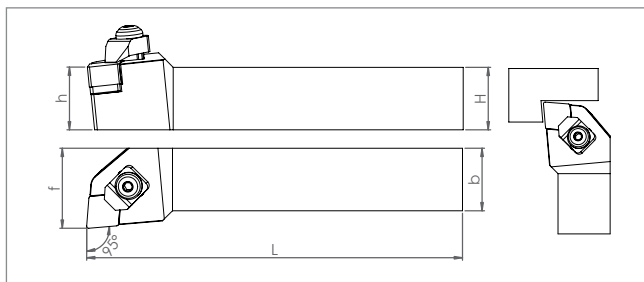
\*Suitable Insert is ISO


\*\*Spare Parts Ordering Codes










Ordering Code		Item Designation	Dimensions (mm)				Master Insert*
Direction		CDJN R/L (93)	h=H	b	L	f	
Right	Left						
SM02043	SM02050	CDJN R/L 2525 M15	25	25	150	32	DN.N 1507..
SM02067	SM02074	CDJN R/L 3232 P15	32	32	170	38	

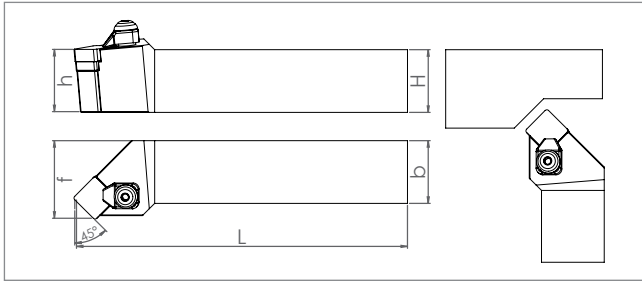
Size Designation	Master Insert*	Spare Parts					
		Wedge Clamp	Clamp Screw	Shim	Shim Screw	Ring	Allen Key
2525 - 3232	DN.N 1507..	 CSK5 9115	 CSBV M8x30x11 9208	 BAX DN15 9602	 TSAV M4x10 9403	 CSS1	 SAK- AA4-9903




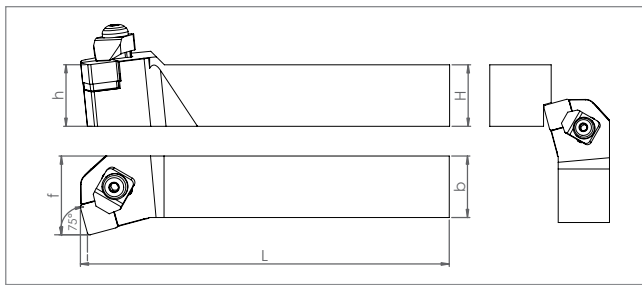
Ordering Code		Item Designation	Dimensions (mm)				Master Insert*
Direction		CCLN R/L (95)	h=H	b	L	f	
Right	Left						
SM44807	SM44814	CCLN R/L 2525 M12	25	25	150	32	CN.N 1207.
SM44821	SM44838	CCLN R/L 3232 P12	32	32	175	38	


Size Designation	Master Insert*	Spare Parts					
		Wedge Clamp	Clamp Screw	Shim	Shim Screw	Ring	Allen Key
2525 - 3232	CN.N 1207.	 CSK5 9115	 CSBV M8x30x11 9208	 BAX CN12 9603	 TSAV M4x10 9403	 CSS1	 SAK- AA4-9903

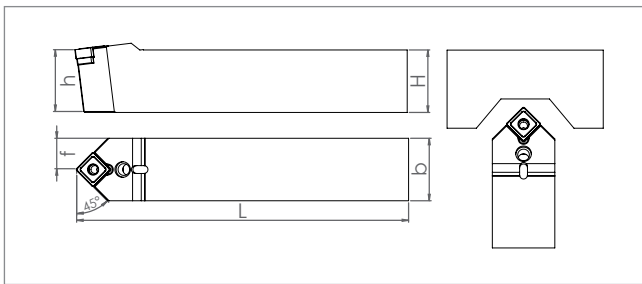
# EXTERNAL TURNING TOOLS








Ordering Code		Item Designation	Dimensions (mm)				Master Insert*
Direction		CSSN R/L (45)	h=H	b	L	f	
Right	Left						
SM02142	SM02159	CSSN R/L 2525 M12	25	25	150	32	SN.N 1207..
SM02173	SM02180	CSSN R/L 3232 P12	32	32	170	38	



Ordering Code		Item Designation	Dimensions (mm)				Master Insert*
Direction		CSKN R/L (75)	h=H	b	L	f	
Right	Left						
SM44845	SM44852	CSKN R/L 2525 M12	25	25	150	32	SN.N 1207..
SM44869	SM44876	CSKN R/L 3232 P12	32	32	170	38	

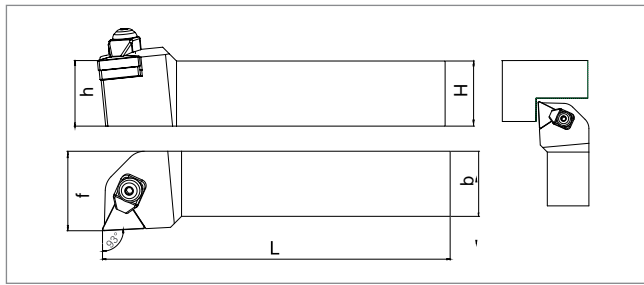



Ordering Code		Item Designation	Dimensions (mm)				Master Insert*
Direction		CSDNN (45)	h=H	b	L	f	
Neutral							
SM02166		CSDNN 2525 M12	25	25	150	12.6	SN.N 1207..
SM02197		CSDNN 3232 P12	32	32	170	16	








Size Designation	Master Insert*	Spare Parts					
		Wedge Clamp 	Clamp Screw 	Shim 	Shim Screw 	Ring 	Allen Key 
2525 - 3232	SN.N 1207..	CSK5 9115	CSBV M8x30x11 9208	BAX SN12 9608	TSAV M4x10 9403	CSS1	SAK- AA4-9903

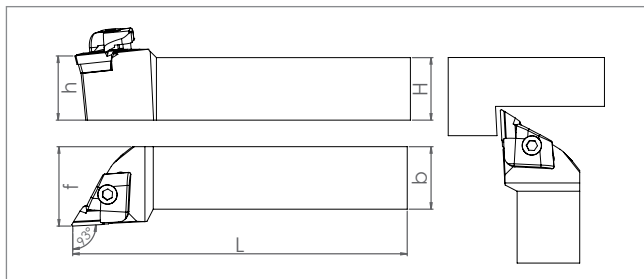
\*Suitable Insert is ISO


\*\*Spare Parts Ordering Codes









Ordering Code		Item Designation	Dimensions (mm)				Master Insert*
Direction		CTJN R/L (93)	h=H	b	L	f	
Right	Left						
SMO2203	SMO2210	CTJN R/L 2525 M16	25	25	150	32	TN.N 1607.
SMO2227	SMO2234	CTJN R/L 3232 P16	32	32	170	38	

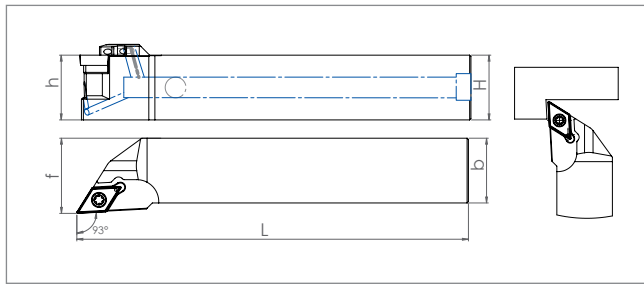
Size Designation	Master Insert*	Spare Parts					
		Wedge Clamp	Clamp Screw	Shim	Shim Screw	Ring	Allen Key
2525 - 3232	TN.N 1607.						
		CSK4-9114	CSBV M8x30x11 9208	BAX TN16 9610	TSAV M4x10x7-9413	CSS1	SAK-AA4-9903



Ordering Code		Item Designation	Dimensions (mm)				Master Insert*
Direction		CKJN R/L (93)	h=H	b	L	f	
Right	Left						
SMO2081	SMO2128	CKJN R/L 2020 K16	20	20	125	25	KNUX- R/L 1604..
SMO2098	SMO2104	CKJN R/L 2525 M16	25	25	150	31	
SMO2111	SMO2135	CKJN R/L 3232 P16	32	32	170	37	
SM24663	SM25363	CKJN R/L 4040 S16	40	40	250	46	

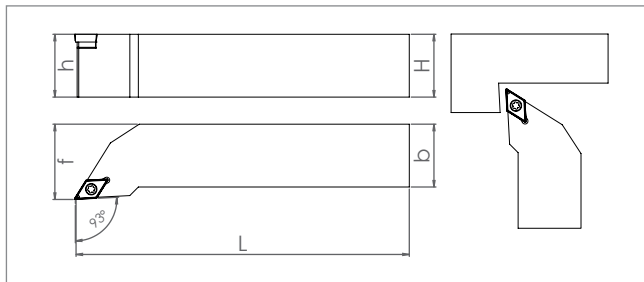
Size Designation	Master Insert*	Spare Parts				
		Wedge Clamp	Clamp Screw	Shim	Shim Screw	Allen Key
2020	KNUX-R/L 1604..					
2525 - 4040		CSK3/R-9117 CSK3/L-9118	BKTV M6x26-9233	BAX-KN16/R-9621 BAX-KN16/L-9622	CSAV M3x8 9401	SAK-AA5-9904
		CSK/R-9112 CSK/L-9113	CSBV1 M6x26-9223			





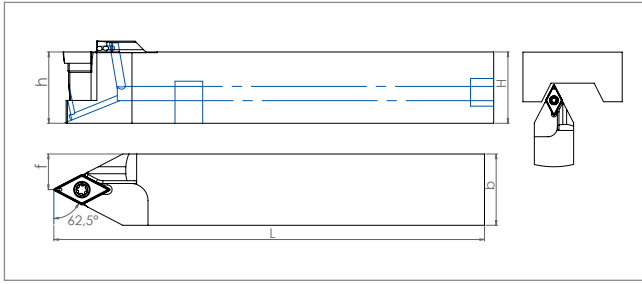
Ordering Code		Description	Dimensions (mm)				Master Insert*
Direction		SDJC R/L-JT (93)	h=H	b	L	f	
Right	Left						
SM57890	SM57906	SDJC R/L 2525 M11-JT	25	25	150	29	DCM. 11T3..

Cooling accessories are optional / See Page «K441» for cooling accessory.  
Soğutma ekipmanları opsiyoneldir / Bkz. Sayfa «K441» Soğutma aksesuarları için



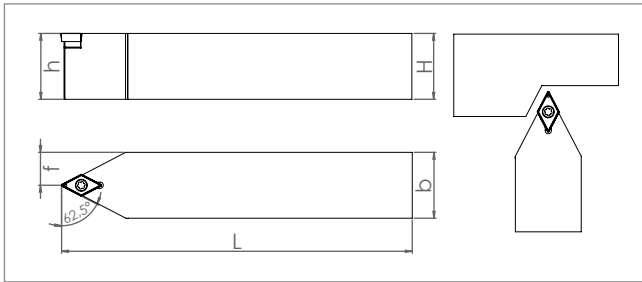
Ordering Code		Item Designation	Dimensions (mm)				Master Insert*
Direction		SDJC R/L (93)	h=H	b	L	f	
Right	Left						
SM02678	SM02685	SDJC R/L 0808 E07	8	8	70	10	DCM. 0702..
SM02623	SM02630	SDJC R/L 1010 E07	10	10	70	12	
SM02562	SM02609	SDJC R/L 1212 F07	12	12	80	15	
SM02579	SM02593	SDJC R/L 1616 H07	16	16	100	20	DCM. 11T3..
SM38745	SM38738	SDJC R/L 1212 F11	12	12	80	15	
SM02760	SM02777	SDJC R/L 1616 H11	16	16	100	20	
SM02791	SM02784	SDJC R/L 2020 K11	20	20	125	25	
SM02821	SM02838	SDJC R/L 2525 M11	25	25	150	29	
SM02883	SM02869	SDJC R/L 3232 P11	32	32	170	38	

Size Designation	Master Insert*	Spare Parts			
		Clamp Screw	Shim	Shim Screw	Torx Key
0808 - 1616	DCM. 0702..		-	-	STK-T08-9908
1212 - 1616	DCM. 11T3..	SSV M2.5x6-9505	BAX DC11-9613	SBV5 M5x0.5 A3.5x9-9408	STK-T15-9910
2020 - 3232		SSV M3.5x10-9511		SBV M5.05 A3.5x11-9407	
2525-JT		SSV M3.5x14-9512		SBV5 M5x0.5 A3.5x9-9408	
		SSV M3.5x10-9511			



Ordering Code	Item Designation	Dimensions (mm)				Master Insert*
<i>Direction</i>	<b>SDNCN-JT (62.5)</b>	<i>h=H</i>	<i>b</i>	<i>L</i>	<i>f</i>	
<i>Neutral</i>						
SM57913	SDNCN 2525 M11-JT	25	25	150	12.5	DCM. 11T3..

Cooling accessories are optional / See Page «K441» for cooling accessory.  
Soğutma ekipmanları opsiyoneldir / Bkz. Sayfa «K441» Soğutma aksesuarları için



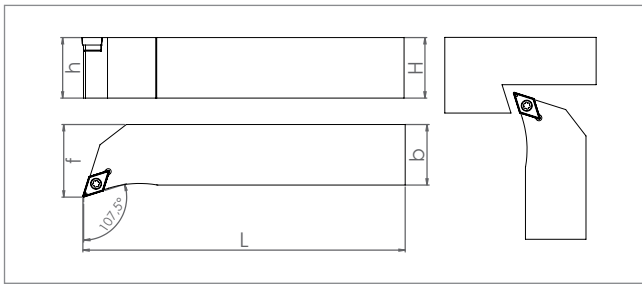
Ordering Code	Item Designation	Dimensions (mm)				Master Insert*
<i>Direction</i>	<b>SDNCN (62.5)</b>	<i>h=H</i>	<i>b</i>	<i>L</i>	<i>f</i>	
<i>Neutral</i>						
SM02692	SDNCN 0808 E07	8	8	70	4	DCM. 0702..
SM02647	SDNCN 1010 E07	10	10	70	5	
SM02616	SDNCN 1212 F07	12	12	80	6	
SM02586	SDNCN 1616 H07	16	16	100	8	DCM. 11T3..
SM37595	SDNCN 1212 F11	12	12	80	6	
SM02890	SDNCN 1616 H11	16	16	100	8	
SM02807	SDNCN 2020 K11	20	20	125	10	
SM02845	SDNCN 2525 M11	25	25	150	12.5	
SM02852	SDNCN 3232 P11	32	32	170	16	

Size Designation	Master Insert*	Spare Parts			
		Clamp Screw	Shim	Shim Screw	Torx Key
0808 - 1616	DCM. 0702..		-	-	STK-T08-9908
1212 - 1616	DCM. 11T3..	SSV M2.5x6-9505	BAX DC11-9613	SBV5 M5x0.5 A3.5x9-9408	STK-T15-9910
2020 - 3232		SSV M3.5x10-9511		SBV M5.05 A3.5x11-9407	
2525-JT		SSV M3.5x14-9512		SBV5 M5x0.5 A3.5x9-9408	
		SSV M3.5x10-9511			

\*Suitable Insert is ISO

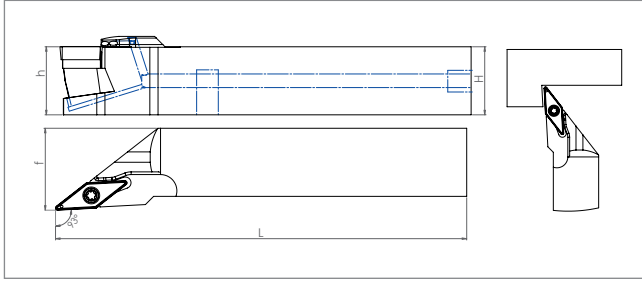
\*\*Spare Parts Ordering Codes






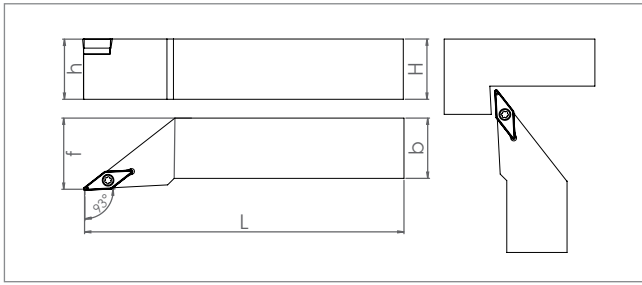
Ordering Code		Item Designation	Dimensions (mm)				Master Insert*
Direction		SDHC R/L (107.5)	h=H	b	L	f	
Right	Left						
SM02708	SM02715	SDHC R/L 0808 E07	8	8	70	10	DCM. 0702..
SM02654	SM02661	SDHC R/L 1010 E07	10	10	70	12	
SM02722	SM02739	SDHC R/L 1212 F07	12	12	80	15	
SM02746	SM02753	SDHC R/L 1616 H07	16	16	100	20	
SM02906	SM02913	SDHC R/L 1616 H11	16	16	100	20	DCM. 11T3..
SM02814	SM02876	SDHC R/L 2020 K11	20	20	125	25	
SM02920	SM02937	SDHC R/L 2525 M11	25	25	150	29	
SM02944	SM02951	SDHC R/L 3232 P11	32	32	170	38	


Size Designation	Master Insert*	Spare Parts			
		Clamp Screw 	Shim 	Shim Screw 	Torx Key 
0808 - 1616	DCM. 0702..	SSV M2.5x6-9505	-	-	STK-T08-9908
1212 - 1616	DCM. 11T3..	SSV M3.5x10-9511	BAX DC11-9613	SBV5 M5x0.5 A3.5x9-9408	STK-T15-9910
2020 - 3232		SSV M3.5x14-9512		M5.05 A3.5x11-9407	
2525-JT		SSV M3.5x10-9511		SBV5 M5x0.5 A3.5x9-9408	

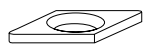



Ordering Code		Item Designation	Dimensions (mm)				Master Insert*
Direction		SVJB R/L-JT (93)	h=H	b	L	f	
Right	Left						
SM57920	SM57937	SVJB R/L 2525 M16-JT	25	25	150	29	VBM. 1604..

Cooling accessories are optional / See Page «K441» for cooling accessory.  
Soğutma ekipmanları opsiyoneldir / Bkz. Sayfa «K441» Soğutma aksesuarları için

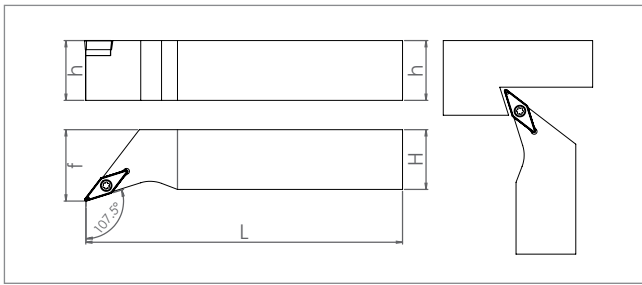



Ordering Code		Item Designation	Dimensions (mm)				Master Insert*
Direction		SVJB R/L (93)	h=H	b	L	f	
Right	Left						
SM27138	SM27145	SVJB R/L 1212 F11	12	12	80	15	VBM. 1103..
SM04313	SM04320	SVJB R/L 1616 H11	16	16	100	20	
SM04269	SM04276	SVJB R/L 2020 K11	20	20	125	25	
SM04283	SM04306	SVJB R/L 2525 M11	25	25	150	29	VBM. 1604..
SM04504	SM04511	SVJB R/L 1616 H16	16	16	100	20	
SM04566	SM04542	SVJB R/L 2020 K16	20	20	125	25	
SM04597	SM04580	SVJB R/L 2525 M16	25	25	150	29	
SM04610	SM04627	SVJB R/L 3232 P16	32	32	170	38	






Size Designation	Master Insert*	Spare Parts			
		Clamp Screw 	Shim 	Shim Screw 	Torx Key 
1616 - 2525	VBM. 1103..	SSV M2.5x6-9505	-	-	STK-T08-9908
1616	VBM. 1604..	SSV M3.5x10-9511	BAX VB16-9618	SBV5 M5x0.5 A3.5x9-9408	STK-T15-9910
2020 - 3232		SSV M3.5x14-9512		SBV M5x0.5 A3.5x11-9407	
2525-JT		SSV M3.5x10-9511		SBV5 M5x0.5 A3.5x9-9408	

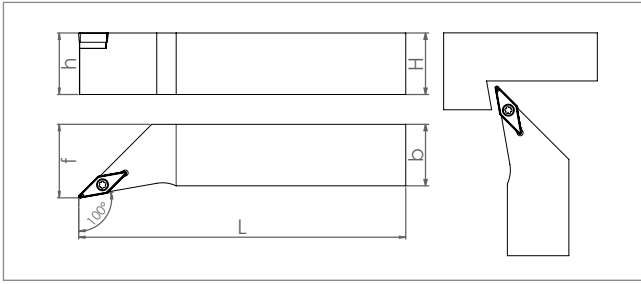
\*Suitable Insert is ISO

\*\*Spare Parts Ordering Codes

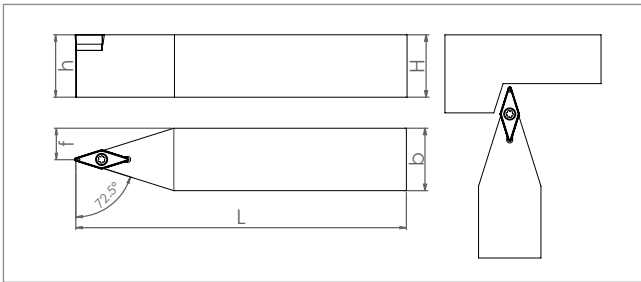


Ordering Code		Item Designation	Dimensions (mm)				Master Insert*
Direction		SVHB R/L (107.5)	h=H	b	L	f	
Right	Left						
SM04344	SM04399	SVHB R/L 1616 H11	16	16	100	20	VBM. 1103..
SM04450	SM04412	SVHB R/L 2020 K11	20	20	125	25	
SM04375	SM04436	SVHB R/L 2525 M11	25	25	150	29	
SM04535	SM04726	SVHB R/L 1616 H16	16	16	100	20	VBM. 1604..
SM04573	SM04467	SVHB R/L 2020 K16	20	20	125	25	
SM04665	SM04481	SVHB R/L 2525 M16	25	25	150	29	
SM04719	SM04696	SVHB R/L 3232 P16	32	32	170	38	






Size Designation	Master Insert*	Spare Parts			
		Clamp Screw	Shim	Shim Screw	Torx Key
1616 - 2525	 VBM. 1103..	 SSV M2.5x6-9505	 -	 -	 STK-T08-9908
1616	VBM. 1604..	SSV M3.5x10-9511	BAX VB16-9618	SBV5 M5x0.5 A3.5x9-9408	STK-T15-9910
2020 - 3232		SSV M3.5x14-9512		SBV M5x0.5 A3.5x11-9407	



Ordering Code		Item Designation	Dimensions (mm)				Master Insert*
Direction		SVZB R/L (100)	h=H	b	L	f	
Right	Left						
SM04405	SM04351	SVZB R/L 1616 H11	16	16	100	20	VBM. 1103..
SM04429	SM04368	SVZB R/L 2020 K11	20	20	125	25	
SM04443	SM04382	SVZB R/L 2525 M11	25	25	150	29	
SM04733	SM04641	SVZB R/L 1616 H16	16	16	100	20	VBM. 1604..
SM04474	SM04658	SVZB R/L 2020 K16	20	20	125	25	
SM04498	SM04672	SVZB R/L 2525 M16	25	25	150	29	
SM04689	SM04702	SVZB R/L 3232 P16	32	32	170	38	

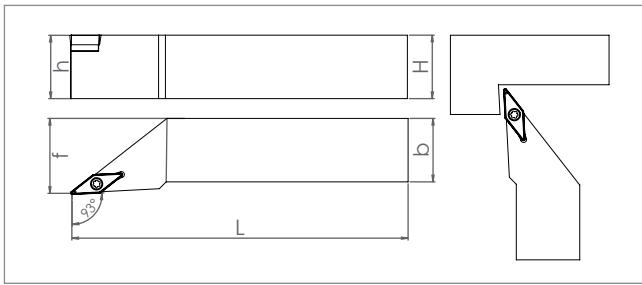



Ordering Code		Item Designation	Dimensions (mm)				Master Insert*
Direction		SVVBN (72.5)	h=H	b	L	f	
Neutral							
SM04337		SVVBN 1616 H11	16	16	100	8	VBM. 1103..
SM04245		SVVBN 2020 K11	20	20	125	10	
SM04290		SVVBN 2525 M11	25	25	150	12.5	
SM04528		SVVBN 1616 H16	16	16	100	8	VBM. 1604..
SM04559		SVVBN 2020 K16	20	20	125	10	
SM04603		SVVBN 2525 M16	25	25	150	12.5	
SM04634		SVVBN 3232 P16	32	32	170	16	

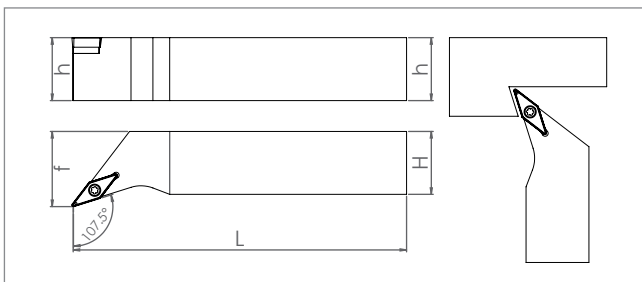
Size Designation	Master Insert*	Spare Parts			
		Clamp Screw 	Shim 	Shim Screw 	Torx Key 
1616 - 2525	VBM. 1103..	SSV M2.5x6-9505	-	-	STK-T08-9908
1616	VBM. 1604..	SSV M3.5x10-9511	BAX VB16-9618	SBV5 M5x0.5 A3.5x9-9408	STK-T15-9910
2020 - 3232		SSV M3.5x14-9512		SBV M5x0.5 A3.5x11-9407	


\*Suitable Insert is ISO






\*\*Spare Parts Ordering Codes

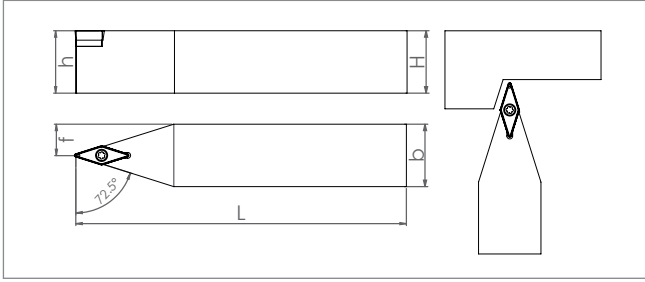


Ordering Code		Item Designation	Dimensions (mm)				Master Insert*
Direction		SVJC R/L (93)	h=H	b	L	f	
Right	Left						
SM26971	SM26995	SVJC R/L 1616 H11	16	16	100	20	VCM. 1103..
SM20962	SM27008	SVJC R/L 2020 K11	20	20	125	25	
SM23611	SM23635	SVJC R/L 2020 K16	20	20	125	25	VCM. 1604..
SM23604	SM23628	SVJC R/L 2525 M16	25	25	150	29	
SM26988	SM27015	SVJC R/L 3232 P16	32	32	170	38	








Ordering Code		Item Designation	Dimensions (mm)				Master Insert*
Direction		SVHC R/L (107.5)	h=H	b	L	f	
Right	Left						
SM23680	SM23734	SVHC R/L 1616 H11	16	16	100	20	VCM. 1103..
SM23697	SM23758	SVHC R/L 2020 K11	20	20	125	25	
SM23710	SM23765	SVHC R/L 2020 K16	20	20	125	25	VCM. 1604..
SM23703	SM23772	SVHC R/L 2525 M16	25	25	150	29	
SM23727	SM23789	SVHC R/L 3232 P16	32	32	170	38	

Size Designation	Master Insert*	Spare Parts			
		Clamp Screw 	Shim 	Shim Screw 	Torx Key 
1616 - 2525	VCM. 1103..	SSV M2.5x6- <b>9505</b>	-	-	STK-T08- <b>9908</b>
1616	VCM. 1604..	SSV M3.5x10- <b>9511</b>	BAX VB16- <b>9618</b>	SBV5 M5x0.5 A3.5x9- <b>9408</b>	STK-T15- <b>9910</b>
2020 - 3232		SSV M3.5x14- <b>9512</b>		SBV M5x0.5 A3.5x11- <b>9407</b>	





Ordering Code	Item Designation	Dimensions (mm)				Master Insert*
<i>Direction</i>	<i>SVVCN (72.5)</i>	<i>h=H</i>	<i>b</i>	<i>L</i>	<i>f</i>	
<i>Neutral</i>						
SM45026	SVVCN 1616 H11	16	16	100	8	VCM. 1103..
SM44418	SVVCN 2020 K11	20	20	125	10	
SM44401	SVVCN 2020 K16	20	20	125	10	VCM. 1604..
SM40199	SVVCN 2525 M16	25	25	150	12.5	
SM45064	SVVCN 3232 P16	32	32	170	16	

Size Designation	Master Insert*	Spare Parts			
		Clamp Screw	Shim	Shim Screw	Torx Key
1616 - 2525	 VCM. 1103..	 SSV M2.5x6-9505	 -	 -	 STK-T08-9908
1616	VCM. 1604..	SSV M3.5x10-9511	BAX VB16-9618	SBV5 M5x0.5 A3.5x9-9408	STK-T15-9910
2020 - 3232		SSV M3.5x14-9512		SBV M5x0.5 A3.5x11-9407	

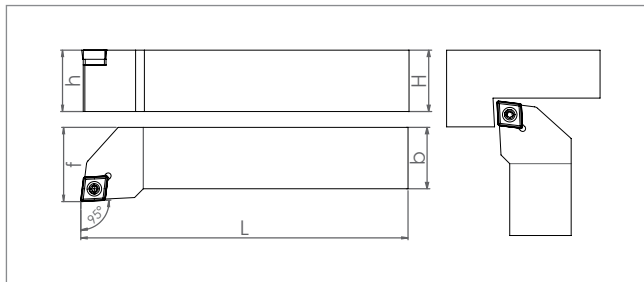
\*Suitable Insert is ISO


\*\*Spare Parts Ordering Codes





Ordering Code		Item Designation	Dimensions (mm)				Master Insert*
Direction		SCLC R/L-JT (95)	h=H	b	L	f	
Right	Left						
SM57944	SM57951	SCLC R/L 2525 M09-JT	25	25	150	29	CCM.09T3..

Cooling accessories are optional / See Page «K441» for cooling accessory.  
Soğutma ekipmanları opsiyoneldir / Bkz. Sayfa «K441» Soğutma aksesuarları için

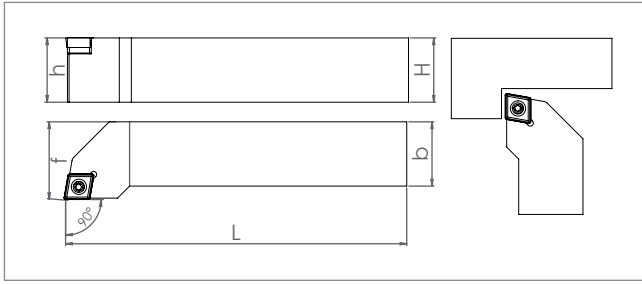



Ordering Code		Item Designation	Dimensions (mm)				Master Insert*
Direction		SCLC R/L (95)	h=H	b	L	f	
Right	Left						
SM03767	SM03774	SCLC R/L 0808 E06	8	8	70	10	CCM.0602..
SM02241	SM02258	SCLC R/L 1010 E06	10	10	70	12	
SM27275	SM37588	SCLC R/L 1212 F06	12	12	80	15	CCM.09T3..
SM02296	SM26681	SCLC R/L 1212 F09	12	12	80	15	
SM02340	SM02302	SCLC R/L 1616 H09	16	16	100	20	CCM.09T3..
SM02326	SM02319	SCLC R/L 2020 K09	20	20	125	25	
SM02357	SM02333	SCLC R/L 2525 M09	25	25	150	29	CCM.1204..
SM49239	SM49246	SCLC R/L 1616 H12	16	16	100	20	
SM02470	SM02487	SCLC R/L 2020 K12	20	20	125	25	CCM.1204..
SM02463	SM02524	SCLC R/L 2525 M12	25	25	150	29	

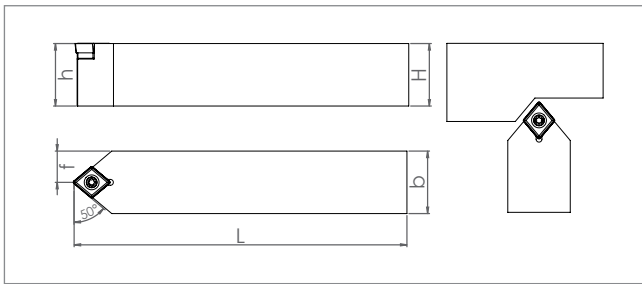
Size Designation	Master Insert*	Spare Parts			
		Clamp Screw 	Shim 	Shim Screw 	Torx Key 
0808 - 1010	CCM. 0602..	SSV M2.5x6-9505	-	-	STK-T08-9908
1212	CCM. 09T3..	SSV M3.5x10-9511	BAX CC09-9616	SBV5 M5x0.5 A3.5x9-9408 SBV M5x0.5 A3.5x11-9407	STK-T15-9910
1616		SSV M3.5x14-9512			
2020 - 2525		SSV M3.5x10-9511			
2525-JT	CCM.1204..	SSV M4x12x6-9517	BAX CC12-9617	SBV5 M5x0.5 A4x9-9411 SBV2 M6x0.75 A4x13-9410	
1616					
2020 - 2525					








# EXTERNAL TURNING TOOLS



Ordering Code		Item Designation	Dimensions (mm)				Master Insert*
Direction		SCAC R/L (90)	h=H	b	L	f	
Right	Left						
SM03798	SM03804	SCAC R/L 0808 E06	8	8	70	10	CCM.0602..
SM02272	SM02289	SCAC R/L 1010 E06	10	10	70	12	
SM02388	SM02395	SCAC R/L 1212 F09	12	12	80	15	CCM.09T3..
SM02418	SM02425	SCAC R/L 1616 H09	16	16	100	20	
SM02449	SM02456	SCAC R/L 2020 K09	20	20	125	25	
SM26957	SM26964	SCAC R/L 2525 M09	25	25	150	29	CCM.1204..
SM02500	SM02517	SCAC R/L 2020 K12	20	20	125	25	
SM02548	SM02555	SCAC R/L 2525 M12	25	25	150	29	

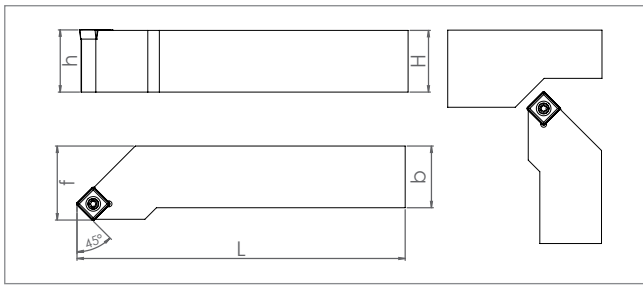



Ordering Code		Item Designation	Dimensions (mm)				Master Insert*
Direction		SCMCN (50)	h=H	b	L	f	
Neutral							
SM03781		SCMCN 0808 E06	8	8	70	4	CCM.0602..
SM02265		SCMCN 1010 E06	10	10	70	5	
SM02371		SCMCN 1212 F09	12	12	80	6	CCM.09T3..
SM02401		SCMCN 1616 H09	16	16	100	8	
SM02432		SCMCN 2020 K09	20	20	125	10	
SM20993		SCMCN 2525 M09	25	25	150	12.5	CCM.1204..
SM02494		SCMCN 2020 K12	20	20	125	10	
SM02531		SCMCN 2525 M12	25	25	150	12.5	

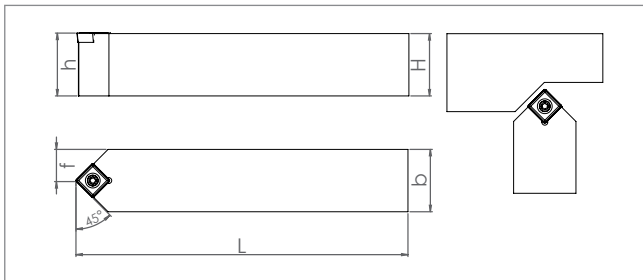
Size Designation	Master Insert*	Spare Parts			
		Clamp Screw 	Shim 	Shim Screw 	Torx Key 
0808 - 1010	CCM. 0602..	SSV M2.5x6-9505	-	-	STK-T08-9908
1212	CCM. 09T3..	SSV M3.5x10-9511	BAX CC09-9616	SBV5 M5x0.5 A3.5x9-9408	STK-T15-9910
1616		SSV M3.5x14-9512		SBV M5x0.5 A3.5x11-9407	
2020 - 2525	CCM.1204..	SSV M4x12x6-9517	BAX CC12-9617	SBV4 M6x0.75 A4x9-9411	
1616				SBV2 M6x0.75 A4x13-9410	
2020 - 2525					


\*Suitable Insert is ISO






\*\*Spare Parts Ordering Codes

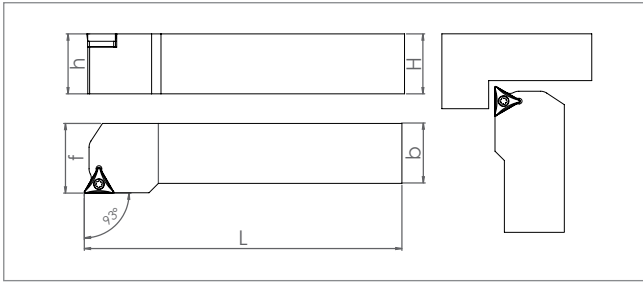



Ordering Code		Item Designation	Dimensions (mm)				Master Insert*
Direction		SSSC R/L (45)	h=H	b	L	f	
Right	Left						
SM03521	SM03538	SSSC R/L 1212 F09	12	12	80	15	SCM. 09T3..
SM03552	SM03569	SSSC R/L 1616 H09	16	16	100	20	
SM03576	SM03583	SSSC R/L 2020 K09	20	20	125	25	
SM03613	SM03514	SSSC R/L 2525 M09	25	25	150	29	
SM03637	SM03644	SSSC R/L 1616 H12	16	16	100	20	SCM. 1204..
SM03651	SM03668	SSSC R/L 2020 K12	20	20	125	25	
SM03675	SM03682	SSSC R/L 2525 M12	25	25	150	30	

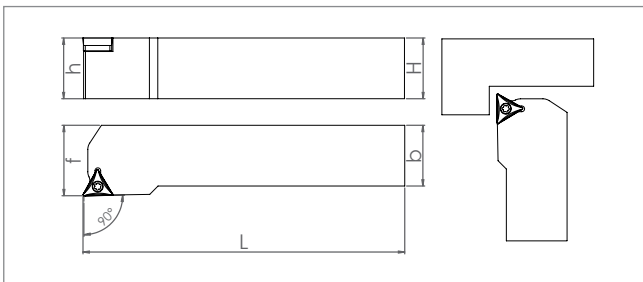



Ordering Code		Item Designation	Dimensions (mm)				Master Insert*
Direction		SSDCN (45)	h=H	b	L	f	
Neutral							
SM03545		SSDCN 1212 F09	12	12	80	6	SCM. 09T3..
SM03590		SSDCN 1616 H09	16	16	100	8	
SM03606		SSDCN 2020 K09	20	20	125	10	
SM03620		SSDCN 2525 M09	25	25	150	12.5	
SM03699		SSDCN 1616 H12	16	16	100	8	SCM. 1204..
SM03705		SSDCN 2020 K12	20	20	125	10	
SM03712		SSDCN 2525 M12	25	25	150	12.5	






Size Designation	Master Insert*	Spare Parts			
		Clamp Screw 	Shim 	Shim Screw 	Torx Key 
1212 - 2525	SCM. 09T3..	SSV M3.5x10-9511	-	-	STK-T15-9910
1616	SCM. 1204..	SSV M4x12x6-9517	BAX SC12-9615	SBV4 M6x0.75 A4x9-9411	
2020 - 2525				SBV2 M6x0.75 A4x13-9410	



Ordering Code		Item Designation	Dimensions (mm)				Master Insert*
Direction		STJC R/L (93)	h=H	b	L	f	
Right	Left						
SM03811	SM03828	STJC R/L 0808 E09	8	8	70	10	TCM.0902..
SM03729	SM03736	STJC R/L 1010 E09	10	10	70	12	
SM03897	SM03903	STJC R/L 1212 F11	12	12	80	15	TCM.1102..
SM03927	SM03934	STJC R/L 1616 H11	16	16	100	20	
SM04054	SM04061	STJC R/L 1616 H16	16	16	100	20	TCM.16T3..
SM04023	SM04016	STJC R/L 2020 K16	20	20	125	25	
SM04047	SM04030	STJC R/L 2525 M16	25	25	150	29	
SM04078	SM04085	STJC R/L 3232 P16	32	32	170	38	

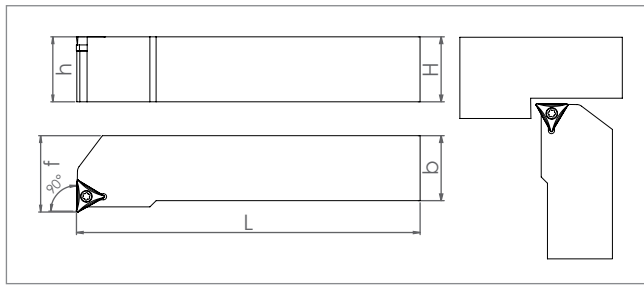


Ordering Code		Item Designation	Dimensions (mm)				Master Insert*
Direction		STGC R/L (90)	h=H	b	L	f	
Right	Left						
SM03835	SM03842	STGC R/L 0808 E09	8	8	70	10	TCM.0902..
SM03743	SM03750	STGC R/L 1010 E09	10	10	70	12	
SM03910	SM03941	STGC R/L 1212 F11	12	12	80	15	TCM.1102..
SM03972	SM03989	STGC R/L 1616 H11	16	16	100	20	
SM04092	SM04108	STGC R/L 1616 H16	16	16	100	20	TCM.16T3..
SM04139	SM04146	STGC R/L 2020 K16	20	20	125	25	
SM04177	SM04184	STGC R/L 2525 M16	25	25	150	29	
SM04221	SM04214	STGC R/L 3232 P16	32	32	170	38	

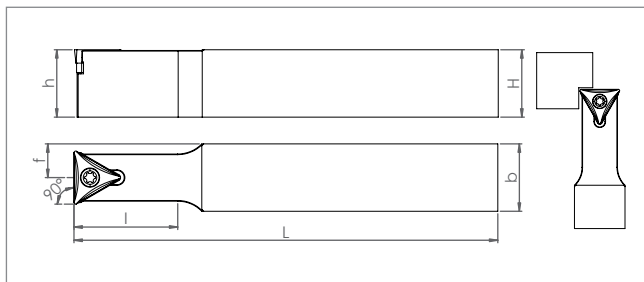
Size Designation	Master Insert*	Spare Parts			
		Clamp Screw 	Shim 	Shim Screw 	Torx Key 
0808 - 1010	TCM.0902..	SSV M2.2x5-9503	-	-	STK-T06-9906
1212 - 2020	TCM.1102..	SSV M2.5x6-9505	-	-	STK-T08-9908
1616	TCM.16T3..	SSV M3.5x10-9511	BAX TC16-9619	SBV5 M5x0.5 A3.5x9-9408	STK-T15-9910
2020 - 3232		SSV M3.5x14-9512	BAX TC16-9619	SBV M5x0.5 A3.5x11-9407	

\*Suitable Insert is ISO

\*\*Spare Parts Ordering Codes

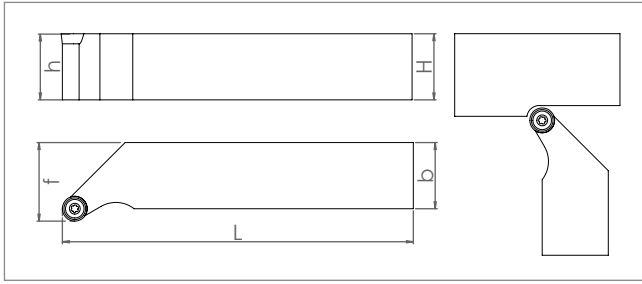



Ordering Code		Item Designation	Dimensions (mm)				Master Insert*
Direction		STFC R/L (90)	h=H	b	L	f	
Right	Left						
SM03873	SM03880	STFC R/L 0808 E09	8	8	70	10	TCM.0902..
SM03866	SM03859	STFC R/L 1010 E09	10	10	70	12	
SM03958	SM03965	STFC R/L 1212 F11	12	12	80	15	TCM.1102..
SM03996	SM04009	STFC R/L 1616 H11	16	16	100	20	
SM04115	SM04122	STFC R/L 1616 H16	16	16	100	20	TCM.16T3..
SM04153	SM04160	STFC R/L 2020 K16	20	20	125	25	
SM04191	SM04207	STFC R/L 2525 M16	25	25	150	30	
SM26582	SM04238	STFC R/L 3232 P16	32	32	170	38	






Ordering Code		Item Designation	Dimensions (mm)					Master Insert*
Direction		STNCN (90)	h=H	b	L	f	l	
Neutral								
SM44432		STNCN 2020 K11	20	20	125	10	25	TCM.1102..
SM44425		STNCN 2020 K16	20	20	125	10	30	TCM.16T3..
SM45095		STNCN 2525 M16	25	25	150	12.5	35	
SM45101		STNCN 3232 P16	32	32	170	16	42	

Size Designation	Master Insert*	Spare Parts			
		Clamp Screw	Shim	Shim Screw	Torx Key
0808 - 1010	TCM.0902..	SSV M2.2x5-9503	-	-	STK-T06-9906
1212 - 2020	TCM.1102..	SSV M2.5x6-9505	-	-	STK-T08-9908
1616	TCM.16T3..	SSV M3.5x10-9511	BAX TC16-9619	SBV5 M5x0.5 A3.5x9-9408	STK-T15-9910
2020 - 3232		SSV M3.5x14-9512	BAX TC16-9619	SBV M5x0.5 A3.5x11-9407	

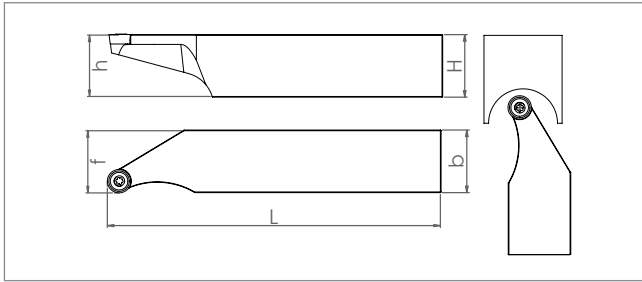


Ordering Code		Item Designation	Dimensions (mm)				Master Insert*
Direction		SRGC R/L (-)	h=H	b	L	f	
Right	Left						
SM27190	SM27213	SRGC R/L 1616 H06	16	16	100	20	RC.T 0602..
SM26568	SM26575	SRGC R/L 2020 K06	20	20	125	25	
SM26728	SM26735	SRGC R/L 2525 M06	25	25	150	29	
SM03040	SM03057	SRGC R/L 1616 H08	16	16	100	20	RC.T 0803..
SM02999	SM03002	SRGC R/L 2020 K08	20	20	125	25	
SM02982	SM03019	SRGC R/L 2525 M08	25	25	150	29	
SM03026	SM26940	SRGC R/L 3232 P08	32	32	170	38	RC.T 10T3..
SM03194	SM03200	SRGC R/L 1616 H10	16	16	100	20	
SM03101	SM03118	SRGC R/L 2020 K10	20	20	125	25	
SM03088	SM03125	SRGC R/L 2525 M10	25	25	150	29	RC.T 1204..
SM03132	SM03217	SRGC R/L 3232 P10	32	32	170	38	
SM03255	SM03262	SRGC R/L 2020 K12	20	20	125	25	
SM03248	SM03279	SRGC R/L 2525 M12	25	25	150	29	RC.T 1605..
SM03286	SM03323	SRGC R/L 3232 P12	32	32	170	38	
SM03361	SM03378	SRGC R/L 2525 M16	25	25	150	29	
SM03385	SM03422	SRGC R/L 3232 P16	32	32	170	38	RC.T 2006..
SM03460	SM03477	SRGC R/L 2525 M20	25	25	150	29	
SM03491	SM03507	SRGC R/L 3232 P20	32	32	170	38	

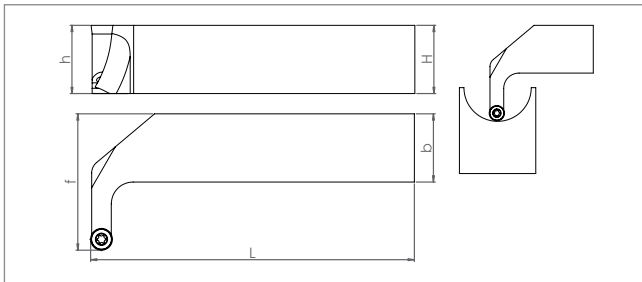
Size Designation	Master Insert*	Spare Parts			
		Clamp Screw 	Shim -	Shim Screw -	Torx Key 
1616 - 2525	RC.T 0602..	SSV M2.5x6-9505	-	-	STK-T08-9908
1616 - 3232	RC.T 0803..	SSV M3x8-9508			
1616 - 3232	RC.T 10T3..	SSV M3.5x10-9511			STK-T15-9910
2020 - 3232	RC.T 1204..				
2525 - 3232	RC.T 1605..	SSV M5x13-9519			
2525 - 3232	RC.T 2006..	SSV M6x16-9520			STK-T20-9911


\*Suitable Insert is ISO




\*\*Spare Parts Ordering Codes

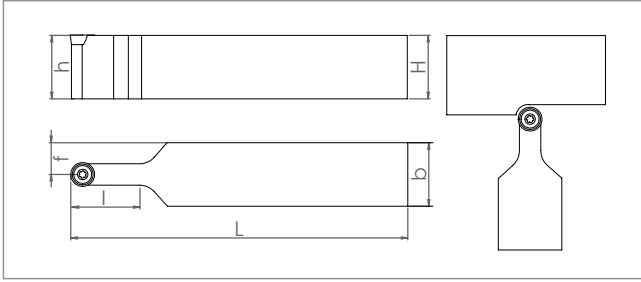



Ordering Code		Item Designation	Dimensions (mm)				Master Insert*
Direction		SRHC R/L (-)	h=H	b	L	f	
Right	Left						
SM03163	SM03170	SRHC R/L 2020 K10	20	20	120	20	RC.T 10T3..
SM03156	SM03149	SRHC R/L 2525 K10	25	25	120	25	
SM03309	SM03316	SRHC R/L 2020 K12	20	20	120	20	RC.T 1204..
SM03330	SM03347	SRHC R/L 2525 K12	25	25	120	25	
SM03408	SM03415	SRHC R/L 2020 K16	20	20	120	20	RC.T 1605..
SM03439	SM03446	SRHC R/L 2525 K16	25	25	120	25	






Ordering Code		Item Designation	Dimensions (mm)				Master Insert*
Direction		SRXC R/L (-)	h=H	b	L	f	
Right	Left						
SM49253	SM49260	SRXC R/L 2525 K08	25	25	120	50	RC.T 0803..
SM49284	SM49277	SRXC R/L 2525 K10	25	25	120	50	RC.T 10T3..
SM49291	SM49307	SRXC R/L 2525 K12	25	25	120	50	RC.T 1204..

Size Designation	Master Insert*	Spare Parts			
		Clamp Screw 	Shim	Shim Screw	Torx Key 
1616 - 2525	RC.T 0602..	SSV M2.5x6-9505	-	-	STK-T08-9908
1616 - 3232	RC.T 0803..	SSV M3x8-9508	-	-	
1616 - 3232	RC.T 10T3..	SSV M3.5x10-9511	-	-	STK-T15-9910
2020 - 3232	RC.T 1204..	SSV M5x13-9519	-	-	STK-T20-9911
2525 - 3232	RC.T 1605..	SSV M6x16-9520	-	-	
2525 - 3232	RC.T 2006..	SSV M6x16-9520	-	-	



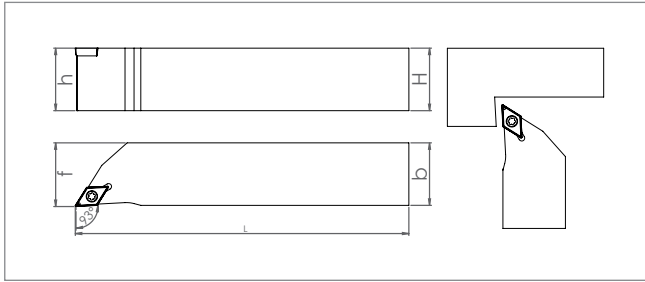
Ordering Code	Item Designation	Dimensions (mm)					Master Insert*
<i>Direction</i>	<i>SRDCN (-)</i>	<i>h=H</i>	<i>b</i>	<i>L</i>	<i>l</i>	<i>f</i>	
<i>Neutral</i>							
SM27152	SRDCN 1616 H06	16	16	100	15	8	RC.T 0602..
SM26551	SRDCN 2020 K06	20	20	125	17	10	
SM27169	SRDCN 2525 M06	25	25	150	17	12.5	
SM03033	SRDCN 1616 H08	16	16	100	15	8	RC.T 0803..
SM02968	SRDCN 2020 K08	20	20	125	20	10	
SM02975	SRDCN 2525 M08	25	25	150	20	12.5	
SM27183	SRDCN 3232 P08	32	32	170	20	16	RC.T 10T3..
SM03187	SRDCN 1616 H10	16	16	100	20	8	
SM03064	SRDCN 2020 K10	20	20	125	20	10	
SM03071	SRDCN 2525 M10	25	25	150	20	12.5	RC.T 1204..
SM03095	SRDCN 3232 P10	32	32	170	20	16	
SM03224	SRDCN 2020 K12	20	20	125	22	10	
SM03231	SRDCN 2525 M12	25	25	150	22	12.5	RC.T 1605..
SM03293	SRDCN 3232 P12	32	32	170	22	16	
SM03354	SRDCN 2525 M16	25	25	150	32	12.5	
SM03392	SRDCN 3232 P16	32	32	170	35	16	RC.T 2006..
SM03453	SRDCN 2525 M20	25	25	150	32	12.5	
SM03484	SRDCN 3232 P20	32	32	170	40	16	
SM27176	SRDCN 4040 S20	40	40	250	40	20	

Size Designation	Master Insert*	Spare Parts			
		Clamp Screw 	Shim	Shim Screw	Torx Key 
1616 - 2525	RC.T 0602..	SSV M2.5x6-9505	-	-	STK-T08-9908
1616 - 3232	RC.T 0803..	SSV M3x8-9508	-	-	
1616 - 3232	RC.T 10T3..	SSV M3.5x10-9511	-	-	STK-T15-9910
2020 - 3232	RC.T 1204..	SSV M5x13-9519	-	-	STK-T20-9911
2525 - 3232	RC.T 1605..	SSV M6x16-9520	-	-	
2525 - 4040	RC.T 2006..	SSV M6x16-9520	-	-	

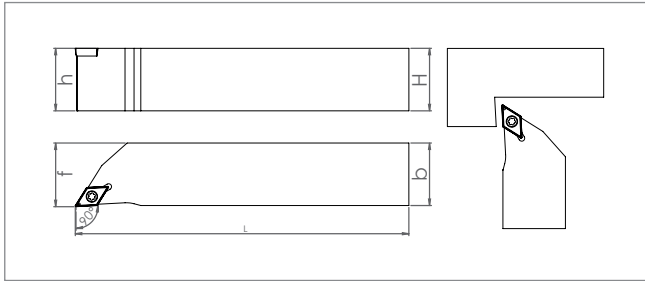
\*Suitable Insert is ISO

\*\*Spare Parts Ordering Codes



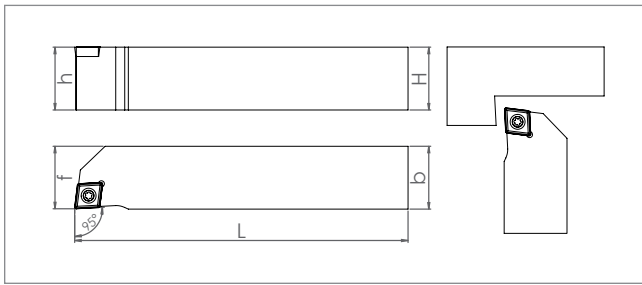



Ordering Code		Item Designation	Dimensions (mm)				Master Insert*
Direction		SDJC R/L K.O (93)	h=H	b	L	f	
Right	Left						
SM23185	SM23291	SDJC R/L 1010 K07 K.O	10	10	125	10	DCM. 0702..
SM23192	SM23307	SDJC R/L 1212 G07 K.O	12	12	90	12	
SM23208	SM23314	SDJC R/L 1212 K07 K.O	12	12	125	12	
SM23215	SM23321	SDJC R/L 1616 F07 K.O	16	16	75	16	
SM23222	SM23338	SDJC R/L 1616 K07 K.O	16	16	125	16	
SM23239	SM23345	SDJC R/L 2020 K07 K.O	20	20	125	20	
SM23246	SM23352	SDJC R/L 1212 G11 K.O	12	12	90	12	DCM. 11T3..
SM23253	SM23369	SDJC R/L 1212 K11 K.O	12	12	125	12	
SM23260	SM23376	SDJC R/L 1616 F11 K.O	16	16	75	16	
SM23277	SM24670	SDJC R/L 1616 K11 K.O	16	16	125	16	
SM23284	SM23390	SDJC R/L 2020 K11 K.O	20	20	125	20	

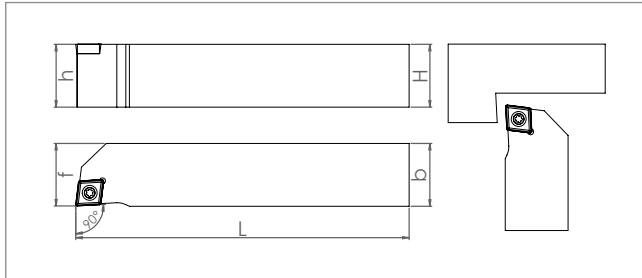



Ordering Code		Item Designation	Dimensions (mm)				Master Insert*
Direction		SDAC R/L K.O (90)	h=H	b	L	f	
Right	Left						
SM55391	SM55490	SDAC R/L 1010 K07 K.O	10	10	125	10	DCM. 0702..
SM55407	SM55506	SDAC R/L 1212 K07 K.O	12	12	125	12	
SM55414	SM55513	SDAC R/L 1616 K07 K.O	16	16	125	16	
SM55421	SM55520	SDAC R/L 1212 K11 K.O	12	12	125	12	DCM. 11T3..
SM55438	SM55537	SDAC R/L 1616 K11 K.O	16	16	125	16	

Size Designation	Master Insert*	Spare Parts			
		Clamp Screw 	Shim -	Shim Screw -	Torx Key 
1010 - 2020	DCM. 0702..	SSV M2.5x6-9505	-	-	STK-T08-9908
1212 - 2020	DCM. 11T3..	SSV M3.5x10-9511	-	-	STK-T15-9910



Ordering Code		Item Designation	Dimensions (mm)				Master Insert*
Direction		SCLC R/L K.O (95)	h=H	b	L	f	
Right	Left						
SM22980	SM23086	SCLC R/L 1010 K06 K.O	10	10	125	10	CCM. 0602..
SM23000	SM23093	SCLC R/L 1212 G06 K.O	12	12	90	12	
SM23017	SM23109	SCLC R/L 1212 K06 K.O	12	12	125	12	
SM23024	SM23116	SCLC R/L 1616 F06 K.O	16	16	75	16	
SM23031	SM23123	SCLC R/L 1616 K06 K.O	16	16	125	16	CCM. 09T3..
SM22997	SM23130	SCLC R/L 1212 G09 K.O	12	12	90	12	
SM23048	SM23147	SCLC R/L 1212 K09 K.O	12	12	125	12	
SM23055	SM23154	SCLC R/L 1616 F09 K.O	16	16	75	16	
SM23062	SM23161	SCLC R/L 1616 K09 K.O	16	16	125	16	
SM23079	SM23178	SCLC R/L 2020 K09 K.O	20	20	125	20	

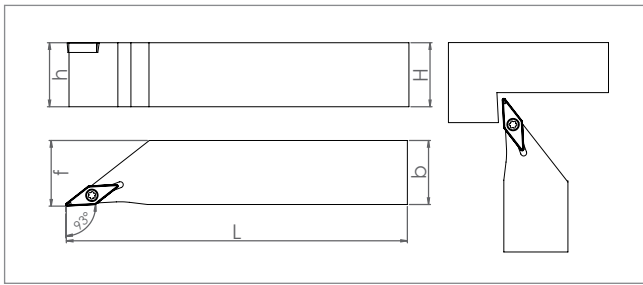



Ordering Code		Item Designation	Dimensions (mm)				Master Insert*
Direction		SCAC R/L K.O (90)	h=H	b	L	f	
Right	Left						
SM55445	SM55544	SCAC R/L 1010 K06 K.O	10	10	125	10	CCM. 0602..
SM55452	SM55551	SCAC R/L 1212 K06 K.O	12	12	125	12	
SM55469	SM55568	SCAC R/L 1616 K06 K.O	16	16	125	16	
SM55476	SM55575	SCAC R/L 1212 K09 K.O	12	12	125	12	CCM. 09T3..
SM55483	SM55582	SCAC R/L 1616 K09 K.O	16	16	125	16	

Size Designation	Master Insert*	Spare Parts			
		Clamp Screw 	Shim -	Shim Screw -	Torx Key 
1010 - 1616	CCM. 0602..	SSV M2.5x6-9505	-	-	STK-T08-9908
1212 - 2020	CCM. 09T3..	SSV M3.5x10-9511	-	-	STK-T15-9910


\*Suitable Insert is ISO


\*\*Spare Parts Ordering Codes



Ordering Code		Item Designation	Dimensions (mm)				Master Insert*
Direction		SVJB R/L K.O (93)	h=H	b	L	f	
Right	Left						
SM23406	SM23468	SVJB R/L 1010 K11 K.O	10	10	125	10	VBM. 1103..
SM23413	SM23475	SVJB R/L 1212 G11 K.O	12	12	90	12	
SM23420	SM23482	SVJB R/L 1212 K11 K.O	12	12	125	12	
SM23437	SM23499	SVJB R/L 1616 F11 K.O	16	16	75	16	
SM23444	SM23505	SVJB R/L 1616 K11 K.O	16	16	125	16	
SM23451	SM23512	SVJB R/L 2020 K11 K.O	20	20	125	20	


Size Designation	Master Insert*	Spare Parts			
		Clamp Screw	Shim	Shim Screw	Torx Key
1010 - 2020	VBM. 1103..	 SSV M2.5x6-9505	-	-	 STK-T08-9908





Ordering Code		Item Designation	Dimensions (mm)				Master Insert*
Direction		SVAC R/L K.O (90)	h=H	b	L	f	
Right	Left						
SM45736	SM45743	SVAC R/L 1212 K11 K.O	12	12	125	12	VCM. 1103..
SM45750	SM45767	SVAC R/L 1616 K11 K.O	16	16	125	16	
SM45774	SM45781	SVAC R/L 1616 K16 K.O	16	16	125	16	VCM. 1604..
SM45798	SM45804	SVAC R/L 2020 K16 K.O	20	20	125	20	

Size Designation	Master Insert*	Spare Parts			
		Clamp Screw	Shim	Shim Screw	Torx Key
1010 - 2020	VCM. 1103..	 SSV M2.5x6-9505	-	-	 STK-T08-9908
1616 - 2020	VCM. 1604..	 SSV M3.5x10-9511	-	-	 STK-T15-9910

# EXTERNAL TURNING TOOLS

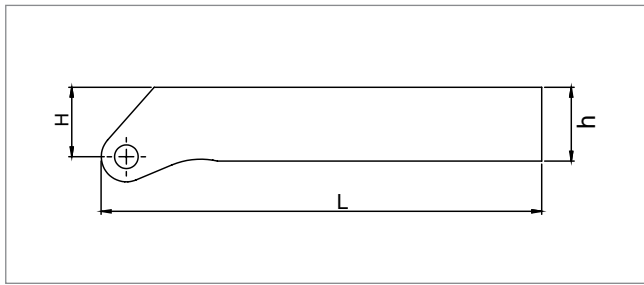


Ordering Code		Item Designation	Dimensions (mm)				Master Insert*
Direction		STGC R/L K.O (90)	h=H	b	L	f	
Right	Left						
SM45651	SM45668	STGC R/L 1212 K11 K.O	12	12	125	12	TCM.1103
SM45675	SM45682	STGC R/L 1616 K11 K.O	16	16	125	16	
SM45699	SM45705	STGC R/L 1616 K16 K.O	16	16	125	16	TCM.1604
SM45712	SM51492	STGC R/L 2020 K16 K.O	20	20	125	20	

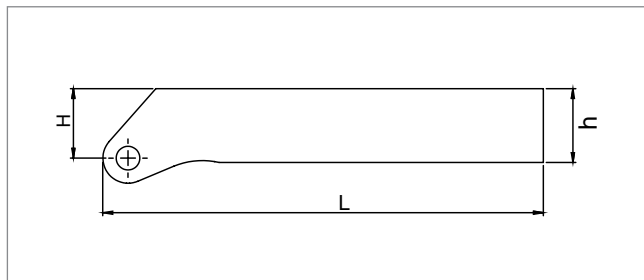
Size Designation	Master Insert*	Spare Parts			
		Clamp Screw	Shim	Shim Screw	Torx Key
1010 - 1616	 TCM.1103	 SSV M2.5x6-9505	-	-	 STK-T08-9908
1616 - 2020	TCM.1604	SSV M3.5x10-9511	-	-	STK-T15-9910

\*Suitable Insert is ISO

\*\*Spare Parts Ordering Codes



Ordering Code	Item Designation	Dimensions (mm)				Master Insert*
		H	h	L		
<i>Direction</i>	<b>CENTERING TOOLS</b>					
-						
SM20542	2020 CNC PUNTA 2.5x6	20	20	125	SNSV M5x8 9306	AA2.5
SM39407	2020 CNC PUNTA 2.5x6.30	20	20	125		
SM27886	2525 CNC PUNTA 2.5x6.30	25	25	150		
SM20573	2525 CNC PUNTA 2.5x6	25	25	150		
SM20559	2020 CNC PUNTA 3.15x8	20	20	125		
SM20580	2525 CNC PUNTA 3.15x8	25	25	150		
SM20566	2020 CNC PUNTA 4x10	20	20	125		
SM20597	2525 CNC PUNTA 4x10	25	25	150	SNSV M6x10 9308	SAK-AA3-9902



Ordering Code	Item Designation	Dimensions (mm)				Spare Parts
		h	H	L		
<i>Direction</i>	<b>CNC KNURLING TOOLS</b>					
-						
SM20528	2020 CKTT 20x10	20	20	125	TMP1 6x20-9314	
SM61019	2020 CKTT 20x8	20	20	125		
SM20535	2525 CKTT 20x10	25	25	150	TMP2 6x24-9315	
SM61026	2525 CKTT 20x8	25	25	150		

# Internal Turning Tools



# B

72 ▶ **T System** Internal Turning Tools

78 ▶ **P System** Internal Turning Tools

84 ▶ **M System** Internal Turning Tools

87 ▶ **S System** Internal Turning Tools

88 ▶ **C System** Internal Turning Tools

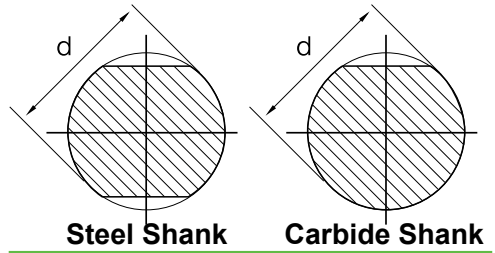
## İç çap Tornalama Takım Tutucu kodlamaları / Internal tool Holder Code System(ISO)

1	2	3	4	5	6	7	8	9
<b>S</b>	<b>25</b>	<b>S</b>	<b>T</b>	<b>D</b>	<b>U</b>	<b>N</b>	<b>R</b>	<b>- 15</b>
Takım tipi Type of tools	Takım çapı Diameter of tool	Takım boyu Length of tool	Elmas Sıkma sistemi Clamping system of insert	Elmas şekli Shape of insert	Takım kesme açısı Cutting angle of tools	Elmas boşaltma açısı Clearance Angle of insert	Takım yönü Hand of tools	Elmas kesme uzunluğu Length of Insert Cutting Edge

### 1 Takım tipi / Tye of tool S 25 STDUNR - 15

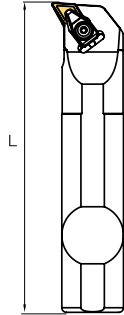
A=Çelik gövdeli içten su vermeli / A=Steel body and with coolant hole  
S=Çelik gövdeli / A=Steel body  
E=Karbür Gövdeli / E=Carbide Shank

### 2 Takım çapı / Diameter of tool S 25 STDUNR - 15

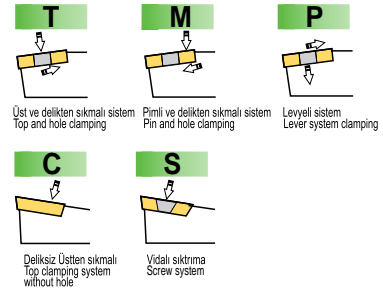


### 3 Takım boyu / Length of tools S 25 STDUNR - 15

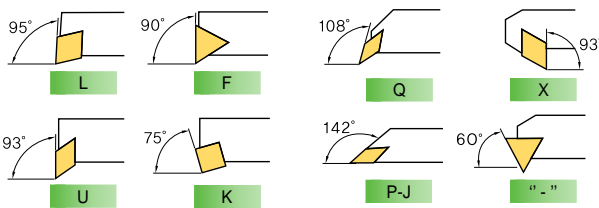
length(L)	(mm)	length(L)	(mm)
H	100	S	250
K	125	T	300
M	150	U	350
N	160	V	400
R	200		



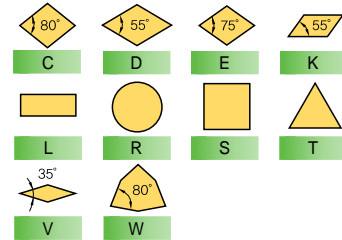
### 4 Elmas sıkma sistemi / Clamping system of insert S 25 STDUNR - 15



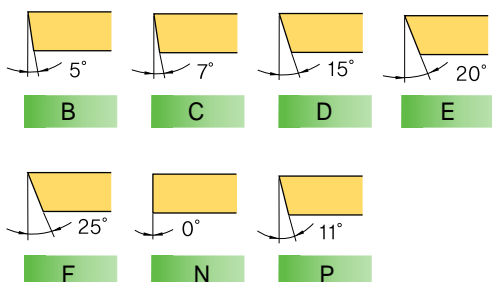
### 6 Takım kesme açısı / Cutting angle of tool S 25 STDUNR - 15



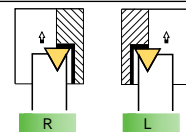
### 5 Takım kesme açısı / Cutting angle of tool S 25 STDUNR - 15



### 7 Şaft Genişliği / Height of Shank S 25 STDUNR - 15









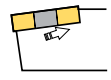
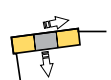
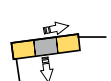
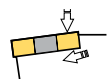
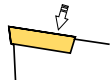
### 8 Takım yönü / Hand of tool S 25 STDUNR - 15







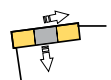
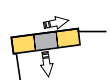
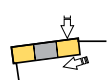
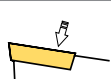








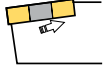
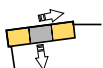
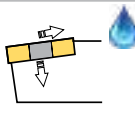
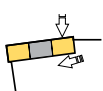
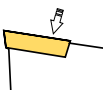
### 9 Elmas kesme yönü / Length of Insert Cutting Edge S 25 STDUNR - 15


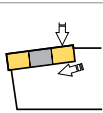








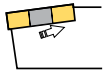
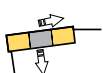
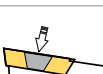










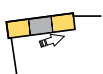
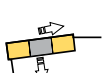
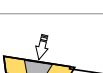


Insert		DNM. 1104.. ISO	DNM. 1506.. ISO	DNM. 1104.. ISO	DNM. 1506.. ISO	DNM. 1104.. ISO	DNM. 1506.. ISO	
								
Size (mm)		Ø25 - Ø32	Ø25 - Ø50	Ø25 - Ø32	Ø25 - Ø50	Ø25	Ø25 - Ø50	
ISO Code		TDUN R/L	TDUN R/L PDUN R/L	TDQN R/L	TDQN R/L PDQN R/L	TD-N R/L	TD-N R/L	
Cutting Angle		93°	93°	107.5°	107.5°	62.5°	62.5°	
Clamping Type	<b>T System</b>		✓ Size Range (mm) Ø25 - Ø32	✓ Size Range (mm) Ø25 - Ø50	✓ Size Range (mm) Ø25 - Ø32	✓ Size Range (mm) Ø25 - Ø50	✓ Size Range (mm) Ø25	✓ Size Range (mm) Ø32 - Ø50
	Page		B72	B72	B72	B72	B73	B73
	<b>P System</b>		-	✓ Size Range (mm) Ø32 - Ø50	-	✓ Size Range (mm) Ø25 - Ø50	-	✓ Size Range (mm) Ø32 - Ø50
	Page			B78		B79		
	<b>A System (inner hole)</b>		-	✓ Size Range (mm) Ø32	-	✓ Size Range (mm) Ø25- Ø32	-	-
	Page			B78		B79		
	<b>M System</b>		-	-	-	-	-	-
	Page							
<b>C System</b>		-	-	-	-	-	-	
Page								

Insert		WNM. 0604.. ISO	WNM. 0804.. ISO	CNM. 1204.. ISO	CNM. 1606.. ISO	CNM. 1909.. ISO	SNM. 1204.. ISO	
								
Size (mm)		Ø20 - Ø32	Ø25 - Ø50	Ø20 - Ø50	Ø32 - Ø50	Ø40 - Ø50	Ø25 - Ø50	
ISO Code		TWLN R/L MWLN R/L	TWLN R/L PWLN R/L MWLN R/L	TCLN R/L PCLN R/L	TCLN R/L PCLN R/L	TCLN R/L PCLN R/L	TSKN R/L PSKN R/L	
Cutting Angle		95°	95°	95°	95°	95°	75°	
Clamping Type	<b>T System</b>		✓ Size Range (mm) Ø20 - Ø32	✓ Size Range (mm) Ø25 - Ø50	✓ Size Range (mm) Ø20 - Ø50	✓ Size Range (mm) Ø32- Ø50	✓ Size Range (mm) Ø40 - Ø50	✓ Size Range (mm) Ø25- Ø50
	Page		B73	B73	B74	B74	B74	B75
	<b>P System</b>		-	✓ Size Range (mm) Ø25 - Ø50	✓ Size Range (mm) Ø25 - Ø40	✓ Size Range (mm) Ø32- Ø50	✓ Size Range (mm) Ø40 - Ø50	✓ Size Range (mm) Ø25- Ø40
	Page			B82				
	<b>A System (inner hole)</b>		-	✓ Size Range (mm) Ø25- Ø32	✓ Size Range (mm) Ø25- Ø32	✓ Size Range (mm) Ø25- Ø32	-	✓ Size Range (mm) Ø25- Ø32
	Page			B82	B80	B80		B81
	<b>M System</b>		✓ Size Range (mm) Ø16 - Ø25	✓ Size Range (mm) Ø25 - Ø50	-	-	-	-
	Page		B86	B86				
<b>C System</b>		-	-	-	-	-	-	
Page								

Insert		SNM. 1506.. ISO	VNM. 1604.. ISO	TNM. 1604.. ISO	TNM. 2204.. ISO	TNM. 1604.. ISO	TNM. 2204.. ISO	
								
Size (mm)		Ø25 - Ø50	Ø25 - Ø50	Ø20 - Ø40	Ø32 - Ø50	Ø20 - Ø40	Ø32 - Ø50	
ISO Code		TSKN R/L PSKN R/L	TVUN R/L	TTUN R/L MTUN R/L	TTUN R/L MTUN R/L	MTQN R/L	MTQN R/L	
Cutting Angle		75°	93°	93°		107.5°	107.5°	
Clamping Type	<b>T System</b>		✓ Size Range (mm) Ø25- Ø50	✓ Size Range (mm) Ø25- Ø50	✓ Size Range (mm) Ø25- Ø32	Size Range (mm) Ø32- Ø50	-	-
	Page		B75	B75	B76	B76		
	<b>P System</b>		✓ Size Range (mm) Ø32- Ø50	-	-	-	-	-
	Page		B81					
	<b>A System (inner hole)</b>		✓ Size Range (mm) Ø32	-	-	-	-	-
	Page		B81					
	<b>M System</b>		-	-	✓ Size Range (mm) Ø20- Ø40	✓ Size Range (mm) Ø32- Ø50	✓ Size Range (mm) Ø20- Ø40	✓ Size Range (mm) Ø32- Ø50
	Page				A84	A84	A84	A84
<b>C System</b>		-	-	-	-	-	-	
Page								







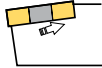
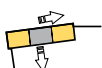
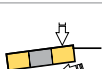


Insert		TNM. 1604.. ISO	TNM. 2204.. ISO	KNUX. 1604.. ISO		
						
Size (mm)		Ø25 - Ø40	Ø32 - Ø50	Ø25 - Ø50		
ISO Code		TT-N R/L MT-N R/L	MT-N R/L	CKUN R/L		
Cutting Angle		60°	60°	93°		
Clamping Type	<b>T System</b>		✓ Size Range (mm) Ø25- Ø32	-	-	
	Page		B76			
	<b>P System</b>		-	-	-	
	Page					
	<b>M System</b>		✓ Size Range (mm) Ø25- Ø40	✓ Size Range (mm) Ø32- Ø50	-	
	Page		A85	A85		
	<b>C System</b>		-	-	✓ Size Range (mm) Ø25- Ø50	
	Page				B87	
<b>S System</b>		-	-	-		
Page						







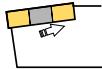
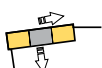
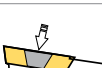

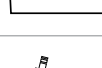
Insert		DCM. 0702.. ISO	DCM. 11T3.. ISO	DCM. 0702.. ISO	DCM. 11T3.. ISO	DCM. 0702.. ISO	DCM. 11T3.. ISO	
								
Size (mm)		Ø10 - Ø20	Ø16 - Ø40	Ø10 - Ø20	Ø16 - Ø40	Ø10 - Ø12	Ø16 - Ø40	
ISO Code		SDUC R/L	SDUC R/L	SDQC R/L	SDQC R/L	SDPC R/L	SDPC R/L	
Cutting Angle		93°	93°	107.5°	107.5°	117.5°	117.5°	
Clamping Type	<b>T System</b>		-	-	-	-	-	
	Page							
	<b>P System</b>		-	-	-	-	-	
	Page							
	<b>S System</b>		✓ Size Range (mm) Ø10- Ø20	✓ Size Range (mm) Ø16- Ø40	✓ Size Range (mm) Ø10- Ø20	✓ Size Range (mm) Ø16- Ø40	✓ Size Range (mm) Ø10- Ø12	✓ Size Range (mm) Ø16- Ø40
	Page		B90	B90	B93	B93	B94	B94
	<b>A System (inner hole)</b>		✓ Size Range (mm) Ø10- Ø16	✓ Size Range (mm) Ø16- Ø32	✓ Size Range (mm) Ø10- Ø16	✓ Size Range (mm) Ø16- Ø32	-	-
	Page		B88	B88	B91	B91		
<b>E System (Carbide Shank)</b>		✓ Size Range (mm) Ø10- Ø12	✓ Size Range (mm) Ø16- Ø20	✓ Size Range (mm) Ø10- Ø12	✓ Size Range (mm) Ø16- Ø20	-	-	
Page		B89	B89	B92	B92			






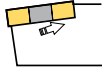
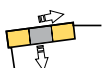
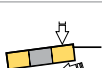


Insert		DCM. 0702.. ISO	DCM. 11T3.. ISO	DCM. 0702.. ISO	DCM. 11T3.. ISO	VBM. 1103.. ISO	VBM. 1604.. ISO	
								
Size (mm)		Ø12	Ø16 - Ø40	Ø10 - Ø16	Ø16 - Ø40	Ø16 - Ø20	Ø25 - Ø40	
ISO Code		SDXC R/L	SDXC R/L	SD-C R/L	SD-C R/L	SVUB R/L	SVUB R/L	
Cutting Angle		93°	93°	62.5°	62.5°	93°	93°	
Clamping Type	<b>T System</b>		-	-	-	-	-	
	Page							
	<b>P System</b>		-	-	-	-	-	
	Page							
	<b>S System</b>		✓ Size Range (mm) Ø12	✓ Size Range (mm) Ø16- Ø40	✓ Size Range (mm) Ø10- Ø16	✓ Size Range (mm) Ø16- Ø40	✓ Size Range (mm) Ø16 - Ø20	✓ Size Range (mm) Ø25- Ø40
	Page		B94	B94	B95	B95	B96	B96
	<b>A System (inner hole)</b>		-	-	-	-	-	-
	Page							
<b>E System (Carbide Shank)</b>		-	-	-	-	-	-	
Page								

Insert		VBM. 1103..	VBM. 1604..	VBM. 1604..	VBM. 1103..	VBM. 1604..	VBM. 1604..	VBM. 1604..	
		ISO	ISO	ISO	ISO	ISO	ISO	ISO	
Size (mm)		Ø16 - Ø20	Ø25 - Ø40	Ø25 - Ø40	Ø16 - Ø20	Ø25 - Ø40	Ø25 - Ø32	Ø25 - Ø32	
ISO Code		SVQB R/L	SVQB R/L	SVJB R/L	SVXB R/L	SVXB R/L	SVXB R/L	SV-B R/L	
Cutting Angle		107.5°	107.5°	93°	52°	52°	52°	72.5°	
Clamping Type	T System		-	-	-	-	-	-	
	Page								
	P System		-	-	-	-	-	-	
	Page								
	S System		✓ Size Range (mm) Ø16 - Ø20	✓ Size Range (mm) Ø25- Ø40	✓ Size Range (mm) Ø25- Ø40	✓ Size Range (mm) Ø16- Ø20	✓ Size Range (mm) Ø25 - Ø40	✓ Size Range (mm) Ø25- Ø32	✓ Size Range (mm) Ø25- Ø32
	Page		<b>B96</b>	<b>B96</b>	<b>B97</b>	<b>B97</b>	<b>B97</b>	<b>B97</b>	<b>B97</b>
	A System (inner hole)		-	-	-	-	-	-	-
	Page								
E System (Carbide Shank)		-	-	-	-	-	-	-	
Page									

Insert		VCM. 1103..	VCM. 1604..	VCM. 1103..	VCM. 1604..	CCM. 0602..	CCM. 09T3..	
		ISO	ISO	ISO	ISO	ISO	ISO	
Size (mm)		Ø16 - Ø20	Ø25 - Ø40	Ø16 - Ø20	Ø25 - Ø40	Ø08 - Ø16	Ø12 - Ø32	
ISO Code		SVUC R/L	SVUC R/L	SVQC R/L	SVQC R/L	SCLC R/L	SCLC R/L	
Cutting Angle		93°	93°	107.5°	107.5°	95°	95°	
Clamping Type	T System		-	-	-	-	-	
	Page							
	P System		-	-	-	-	-	
	Page							
	S System		✓ Size Range (mm) Ø16 - Ø20	✓ Size Range (mm) Ø25- Ø40	✓ Size Range (mm) Ø16 - Ø20	✓ Size Range (mm) Ø25- Ø40	✓ Size Range (mm) Ø08 - Ø16	✓ Size Range (mm) Ø12- Ø32
	Page		<b>B98</b>	<b>B98</b>	<b>B98</b>	<b>B98</b>	<b>B101</b>	<b>B101</b>
	A System (inner hole)		-	-	-	-	✓ Size Range (mm) Ø08 - Ø12	✓ Size Range (mm) Ø16- Ø32
	Page						<b>B99</b>	<b>B99</b>
E System (Carbide Shank)		-	-	-	-	✓ Size Range (mm) Ø08 - Ø12	✓ Size Range (mm) Ø12- Ø20	
Page						<b>B100</b>	<b>B100</b>	

Insert		CCM. 1204.. ISO	CCM. 0602.. ISO	CCM. 09T3.. ISO	CCM. 1204.. ISO	SCM. 09T3.. ISO	SCM. 1204.. ISO
							
Size (mm)		Ø25 - Ø40	Ø08 - Ø12	Ø12 - Ø25	Ø25 - Ø40	Ø16 - Ø25	Ø25 - Ø40
ISO Code		SCLC R/L	SCFC R/L	SCFC R/L	SCFC R/L	SSSCR/L	SSSCR/L
Cutting Angle		95°	90°	90°	90°	45°	45°
Clamping Type	<b>T System</b>		-	-	-	-	-
	Page						
	<b>P System</b>		-	-	-	-	-
	Page						
	<b>M System</b>		-	-	-	-	-
	Page						
	<b>C System</b>		-	-	-	-	-
	Page						
<b>S System</b>		✓ Size Range (mm) Ø25 - Ø40	✓ Size Range (mm) Ø08 - Ø12	✓ Size Range (mm) Ø12 - Ø25	✓ Size Range (mm) Ø25 - Ø40	✓ Size Range (mm) Ø16 - Ø25	✓ Size Range (mm) Ø25 - Ø40
Page		<b>B101</b>	<b>B102</b>	<b>B102</b>	<b>B102</b>	<b>B103</b>	<b>B103</b>

Insert		TCM. 0902.. ISO	TCM. 1102.. ISO	TCM. 16T3.. ISO	TCM. 0602.. ISO	TCM. 0902.. ISO	TCM. 1102.. ISO	
								
Size (mm)		Ø10 - Ø12	Ø10 - Ø20	Ø16 - Ø40	Ø10	Ø10 - Ø12	Ø10 - Ø20	
ISO Code		STUC R/L	STUC R/L	STUC R/L	STFC R/L	STFC R/L	STFC R/L	
Cutting Angle		93°	93°	93°	90°	90°	90°	
Clamping Type	<b>T System</b>		-	-	-	-	-	
	Page							
	<b>P System</b>		-	-	-	-	-	
	Page							
	<b>S System</b>		✓ Size Range (mm) Ø10 - Ø12	✓ Size Range (mm) Ø10 - Ø20	✓ Size Range (mm) Ø16 - Ø40	✓ Size Range (mm) Ø10	✓ Size Range (mm) Ø10 - Ø12	✓ Size Range (mm) Ø10 - Ø20
	Page		<b>B105</b>	<b>B105</b>	<b>B105</b>	<b>B105</b>	<b>B105</b>	
	<b>A System (inner hole)</b>		-	-	-	-	-	
	Page							
<b>E System (Carbide Shank)</b>		✓ Size Range (mm) Ø10 - Ø12	✓ Size Range (mm) Ø12 - Ø16	-	-	-		
Page		<b>B104</b>	<b>B104</b>					

Insert		TCM. 16T3.. ISO	TCM. 0902.. ISO	TCM. 1102.. ISO	TCM. 16T3.. ISO	WCM. 0303.. ISO	
							
Size (mm)		Ø16 - Ø40	Ø12	Ø12 - Ø20	Ø16 - Ø40	Ø08 - Ø10	
ISO Code		STFC R/L	ST-C R/L	ST-C R/L	ST-C R/L	SWLC R/L	
Cutting Angle		90°	60°	60°	60°	95°	
Clamping Type	<b>T System</b>		-	-	-	-	
	Page						
	<b>P System</b>		-	-	-	-	
	Page						
	<b>M System</b>		-	-	-	-	
	Page						
	<b>C System</b>		-	-	-	-	
	Page						
<b>S System</b>		✓ Size Range (mm) Ø16- Ø40	✓ Size Range (mm) Ø12	✓ Size Range (mm) Ø12- Ø20	✓ Size Range (mm) Ø16 - Ø40	✓ Size Range (mm) Ø08 - Ø10	
Page		<b>B105</b>	<b>B106</b>	<b>B106</b>	<b>B106</b>	<b>B107</b>	

# A System

## JetBar



For smooth chip evacuation  
special overflowed  
chip evacuation  
channels.



For chip breaking  
improved chip  
breaker form.

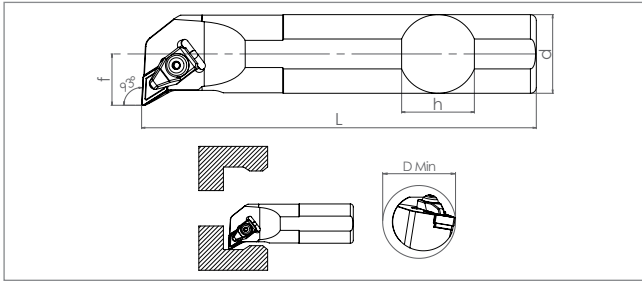



Insert life  
effective direct  
liquid cooling hole.

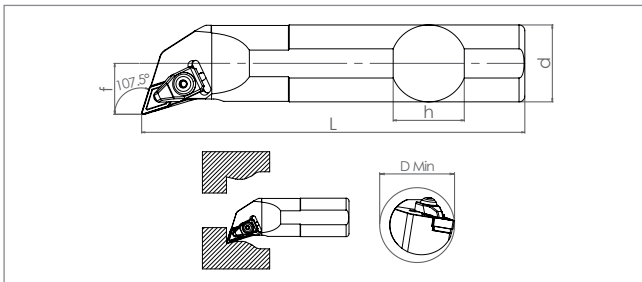
- Perfect insert bearing.
- Aerodynamic structure.
- Special steel developed against deflection and vibration.
- Special surface hardness developed for long tool life.















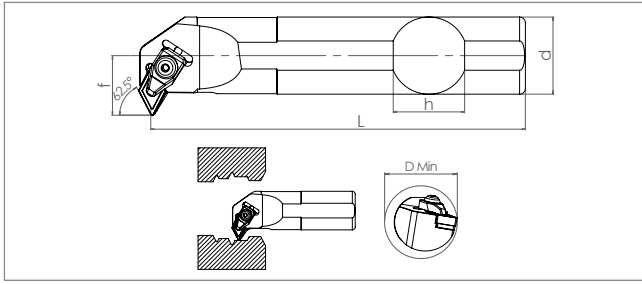
Ordering Code		Item Designation	Dimensions (mm)					Master Insert*
Direction		TDUN R/L (93)	d	h	L	f	D <sub>min</sub>	
Right	Left							
SM04887	SM04924	S25S TDUN R/L-11	25	23	250	19.5	≥33	DNM.1104..
SM04917	SM04955	S32T TDUN R/L-11	32	30	300	24	≥40	
SM05044	SM04986	S25S TDUN R/L-15	25	23	250	19.5	≥39	DNM.1506..
SM05075	SM04993	S32T TDUN R/L-15	32	30	300	24	≥40	
SM05099	SM05013	S40U TDUN R/L-15	40	37	350	30	≥50	
SM05112	SM05174	S50V TDUN R/L-15	50	47	400	38	≥63	



Ordering Code		Item Designation	Dimensions (mm)					Master Insert*
Direction		TDQN R/L (107.5)	d	h	L	f	D <sub>min</sub>	
Right	Left							
SM04894	SM04931	S25S TDQN R/L-11	25	23	250	19.5	≥36	DNM.1104..
SM04962	SM04979	S32T TDQN R/L-11	32	30	300	24	≥42	
SM05051	SM05136	S25S TDQN R/L-15	25	23	250	19.5	≥39	DNM.1506..
SM05082	SM05006	S32T TDQN R/L-15	32	30	300	24	≥44	
SM05105	SM05150	S40U TDQN R/L-15	40	37	350	30	≥50	
SM05020	SM05181	S50V TDQN R/L-15	50	47	400	38	≥63	

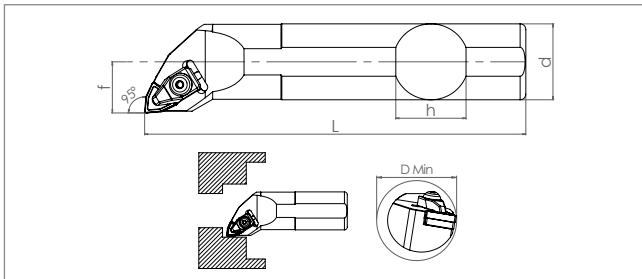
Size Designation	Master Insert*	Spare Parts					
		Clamp	Screw	Shim	Shim Screw	Stamp	Allen Key
S25..	DNM.1104..						
S32..							
S25.. - S50..	DNM.1506..	TSK1-9101	TSBV M6x30-9205	BAX DN15-9602	TSAV M4x10-9403	TSP 6.5x12-9705	

# INTERNAL TURNING TOOLS



Ordering Code		Item Designation	Dimensions (mm)					Master Insert*
Direction		TD-N R/L (62.5)	d	h	L	f	D <sub>min</sub>	
Right	Left							
SM04900	SM04948	S25S TD-N R/L-11	25	23	250	19.5	≥36	DNM.1104..
SM05068	SM05143	S32T TD-N R/L-15	32	30	300	28	≥42	
SM05129	SM05167	S40U TD-N R/L-15	40	37	350	32	≥52	
SM05037	SM05198	S50V TD-N R/L-15	50	47	400	42	≥67	

Size Designation	Master Insert*	Spare Parts					
		Clamp	Screw	Shim	Shim Screw	Stamp	Allen Key
S25..	DNM.1104..						
S32..							
S25.. - S50..	DNM.1506..						

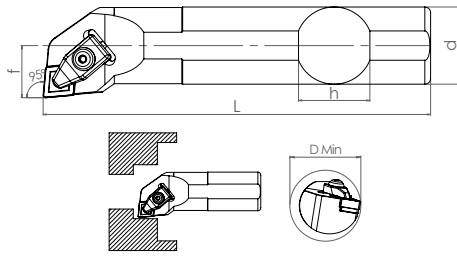


Ordering Code		Item Designation	Dimensions (mm)					Master Insert*
Direction		TWLN R/L (95)	d	h	L	f	D <sub>min</sub>	
Right	Left							
SM50471	SM50488	S20R TWLN R/L-06	20	18	170	15	≥26	WNM.0604..
SM05488	SM05495	S25S TWLN R/L-06	25	23	250	19.5	≥36	
SM05518	SM05501	S32T TWLN R/L-06	32	30	300	24	≥44	
SM05532	SM05570	S25S TWLN R/L-08	25	23	250	19.5	≥38	WNM.0804..
SM05549	SM05525	S32T TWLN R/L-08	32	30	300	24	≥44	
SM05556	SM05587	S40U TWLN R/L-08	40	37	350	30	≥50	
SM05563	SM05594	S50V TWLN R/L-08	50	47	400	38	≥63	


Size Designation	Master Insert*	Spare Parts					
		Clamp	Screw	Shim	Shim Screw	Stamp	Allen Key
S20..	WNM.0604..						
S25.. - S32..							
S25.. - S50..	WNM.0804..						








\*Suitable Insert is ISO

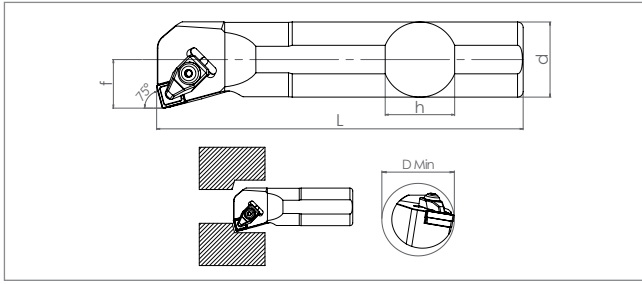
\*\*Spare Parts Ordering Codes











T System Internal Lathe Tool Holders

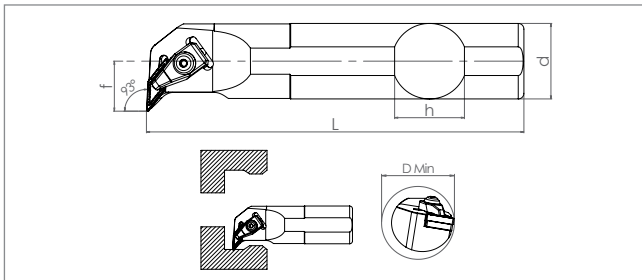
Ordering Code		Item Designation	Dimensions (mm)					Master Insert*
Direction		TCLN R/L (95)	d	h	L	f	D <sub>min</sub>	
Right	Left							
SM38721	SM38714	S20R TCLN R/L-12	20	18	170	15	≥26	CNM.1204..
SM04764	SM04740	S25S TCLN R/L-12	25	23	250	19.5	≥38	
SM04832	SM04757	S32T TCLN R/L-12	32	30	300	24	≥40	
SM04788	SM04795	S40U TCLN R/L-12	40	37	350	30	≥50	
SM04771	SM04801	S50V TCLN R/L-12	50	47	400	38	≥63	
SM04818	SM04825	S32T TCLN R/L-16	32	30	300	24	≥40	CNM.1606..
SM04849	SM04863	S40U TCLN R/L-16	40	37	350	30	≥44	
SM04856	SM04870	S50V TCLN R/L-16	50	47	400	38	≥63	
SM49314	SM49321	S40U TCLN R/L-19	40	37	350	30	≥50	CNM..1909..
SM38875	SM38868	S50V TCLN R/L-19	50	47	400	38	≥63	


Size Designation	Master Insert*	Spare Parts					
		Clamp	Screw	Shim	Shim Screw	Stamp	Allen Key
S20..							
S25.. - S50..		TSK6-9106	TSBV M5x18-9201	-	-	-	-
S32.. - S50..	CNM.1204..	TSK1-9101	TSBV M6x30-9205	BAX CN12-9603	TSAV M4x10-9403	TSP 6.5x12-9705	SAK-AA4-9903
S40.. - S50	CNM.1606..	TSK3-9103	TSBV M6x30x7-9206	BAX CN16-9604	TSAV M6x16x9-9404	-	
	CNM.1909..	TSK4-9104	TSBV M8x30-9207	BAX CN19-9605	TSAV M6x16x11-9406	-	




Ordering Code		Item Designation	Dimensions (mm)					Master Insert*
Direction		TSKN R/L (75)	d	h	L	f	D <sub>min</sub>	
Right	Left							
SM05204	SM05235	S25S TSKN R/L-12	25	23	250	19.5	≥36	SNM.1204..
SM05211	SM05242	S32T TSKN R/L-12	32	30	300	24	≥40	
SM05228	SM05259	S40U TSKN R/L-12	40	37	350	30	≥50	
SM05266	SM05273	S50V TSKN R/L-12	50	47	400	38	≥63	
SM37601	SM37618	S32T TSKN R/L-15	32	30	300	24	≥44	SNM.1506
SM37625	SM37632	S40U TSKN R/L-15	40	37	350	30	≥50	
SM37649	SM37656	S50V TSKN R/L-15	50	47	400	38	≥63	

Size Designation	Master Insert*	Spare Parts					
		Clamp	Screw	Shim	Shim Screw	Stamp	Allen Key
S25.. - S50..	SNM.1204..	 TSK1-9101	 TSBV M6x30-9205	 BAX SN12-9608	 TSAV M4x10-9403	 TSP 6.5x12-9705	 SAK- AA3-9902
S32.. - S50..	SNM.1506..	TSK3-9103	TSBV M6x30x7-9206	BAX SN15-9609	TSAV M6x16x9-9404	-	

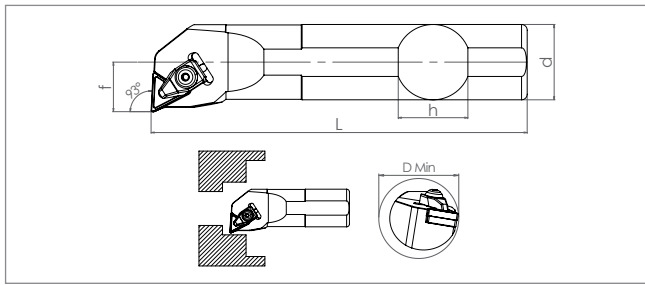



Ordering Code		Item Designation	Dimensions (mm)					Master Insert*
Direction		TVUN R/L (93)	d	h	L	f	D <sub>min</sub>	
Right	Left							
SM05426	SM05433	S25S TVUN R/L-16	25	23	250	19.5	≥34	VNM.1604..
SM05440	SM05457	S32T TVUN R/L-16	32	30	300	24	≥45	
SM05464	SM05471	S40U TVUN R/L-16	40	37	350	30	≥50	
SM49338	SM49345	S50V TVUN R/L-16	50	47	400	38	≥63	

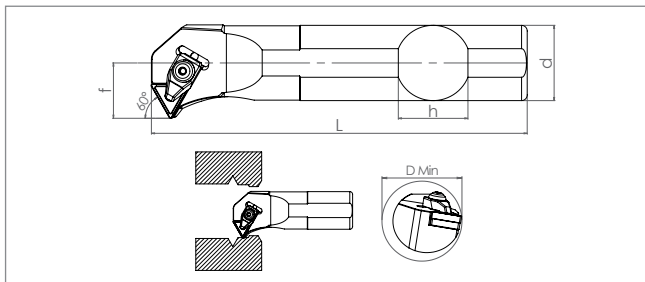
Size Designation	Master Insert*	Spare Parts					
		Clamp	Screw	Shim	Shim Screw	Stamp	Allen Key
S25..	VNM.1604..	TSK2-9102	TSBV M5x24-9202	BAX VN16-9612	TSAV M4x10x6 9402	-	SAK- AA3-9902
S32.. - S50		TSK5-9105	TSBV M6x30-9205			TSP 6.5x12-9705	


\*Suitable Insert is ISO







\*\*Spare Parts Ordering Codes



Ordering Code		Item Designation	Dimensions (mm)					Master Insert*
Direction		TTUN R/L (93)	d	h	L	f	D <sub>min</sub>	
Right	Left							
SM05280	SM05297	S25S TTUN R/L-16	25	23	250	19.5	≥34	TNM.1604..
SM05327	SM05334	S32T TTUN R/L-16	32	30	300	24	≥40	
SM05365	SM05372	S32T TTUN R/L-22	32	30	300	24	≥40	TNM.2204..
SM05389	SM05396	S40U TTUN R/L-22	40	37	350	30	≥50	
SM05402	SM05419	S50V TTUN R/L-22	50	47	400	38	≥63	



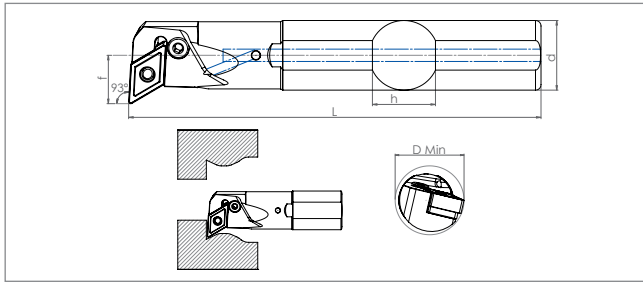
Ordering Code		Item Designation	Dimensions (mm)					Master Insert*
Direction		TT-N R/L (60)	d	h	L	f	D <sub>min</sub>	
Right	Left							
SM05303	SM05310	S25S TT-N R/L-16	25	23	250	19.5	≥34	TNM.1604..
SM05341	SM05358	S32T TT-N R/L-16	32	30	300	24	≥40	


Descriptions	Master Insert*	Spare Parts					
		Clamp	Screw	Shim	Shim Screw	Stamp	Allen Key
S25..	TNM.1604..						
S32..							
S32.. - S50..	TNM.2204..	TSK1-9101	TSBV M6x30-9205	BAX TN22-9611	TSAV M4x10-9403	TSP 6.5x12-9705	

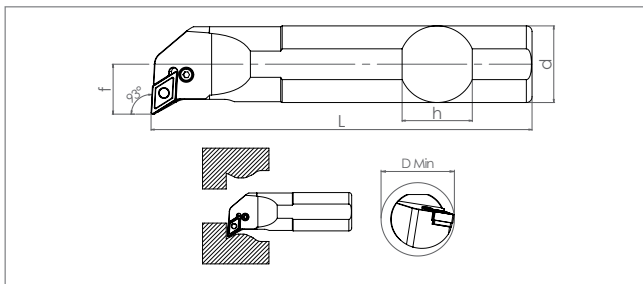
\*Suitable Insert is ISO














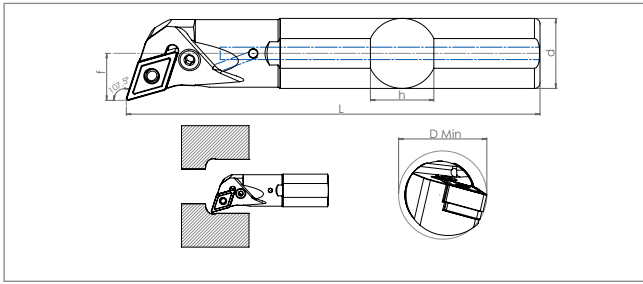
Ordering Code		Item Designation	Dimensions (mm)					Master Insert*
Direction		A-PDUN R/L (93)	d	h	L	f	D <sub>min</sub>	
Right	Left							
SM40328	SM40335	A32S PDUN R/L-15	32	30	250	22	≥40	DNM.1506..




Ordering Code		Item Designation	Dimensions (mm)					Master Insert*
Direction		PDUN R/L (93)	d	h	L	f	D <sub>min</sub>	
Right	Left							
SM06072	SM06089	S32T PDUN R/L-15	32	30	300	22	≥40	DNM.1506..
SM06119	SM06126	S40U PDUN R/L-15	40	37	350	27	≥50	
SM37663	SM37670	S50V PDUN R/L-15	50	47	400	35	≥63	

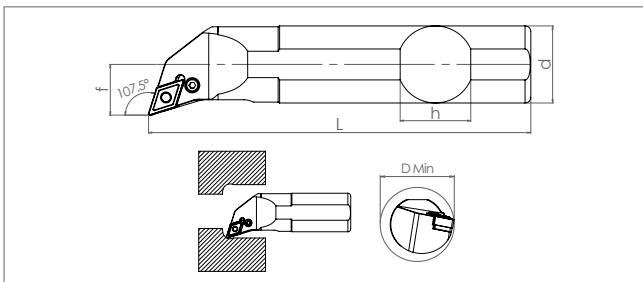
Size Designation	Master Insert*	Spare Parts				
		Lever	Lever Screw	Shim	Shim Spring	Allen Key
S25..						
S32.. - S50..		SPL4-9123	SLV5 M8x19-9231 SLV2 M8x21-9225	BAX DN15-9602	SLAY1-9701	SAK-AA3-9902










P System Internal Lathe Tool Holders

Ordering Code		Item Designation	Dimensions (mm)					Master Insert*
Direction		A-PDQN R/L (107.5)	d	h	L	f	D <sub>min</sub>	
Right	Left							
SM40366	SM40373	A25R PDQN R/L-15	25	23	200	17	≥32	DNM.1506..
SM40359	SM40342	A32S PDQN R/L-15	32	30	250	22	≥40	

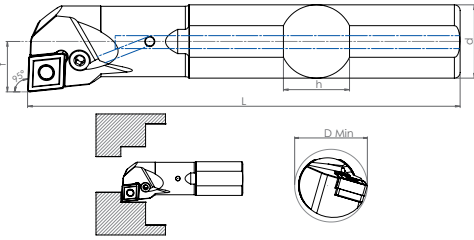


Ordering Code		Item Designation	Dimensions (mm)					Master Insert*
Direction		PDQN R/L (107.5)	d	h	L	f	D <sub>min</sub>	
Right	Left							
SM06065	SM27770	S25S PDQN R/L-15	25	23	250	17	≥32	DNM.1506..
SM06102	SM06096	S32T PDQN R/L-15	32	30	300	22	≥40	
SM06133	SM06140	S40U PDQN R/L-15	40	37	350	27	≥50	
SM37687	SM38660	S50V PDQN R/L-15	50	47	400	35	≥63	

Size Designation	Master Insert*	Spare Parts				
		Lever	Lever Screw	Shim	Shim Spring	Allen Key
S25..	DNM.1506..					
S32.. - S50..						
		SPL4-9123	SLV5 M8x19-9231 SLV2 M8x21-9225	BAX DN15-9602	SLAY1-9701	SAK-AA3-9902

\*Suitable Insert is ISO


\*\*Spare Parts Ordering Codes

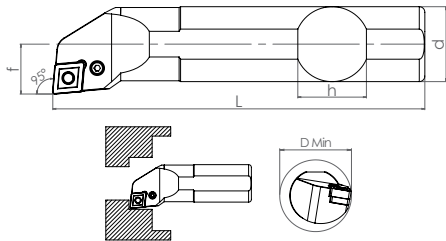



**JetBar**









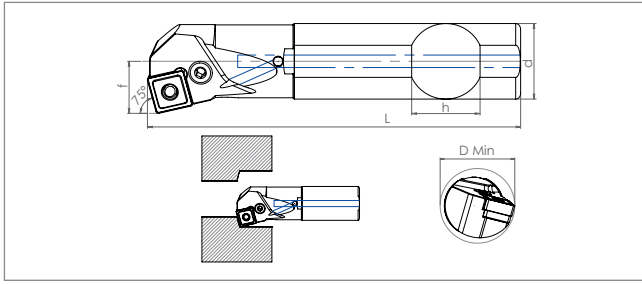
P System Internal Lathe Tool Holders


Ordering Code		Item Designation	Dimensions (mm)					Master Insert*
Direction		A-PCLN R/L (95)	d	h	L	f	D <sub>min</sub>	
Right	Left							
SM40403	SM40410	A25R PCLN R/L-12	25	23	200	17	≥32	CNM.1204..
SM40304	SM40311	A32S PCLN R/L-12	32	30	250	22	≥40	
SM49352	SM49369	A32S PCLN R/L-16	32	30	250	22	≥40	CNM.1606..

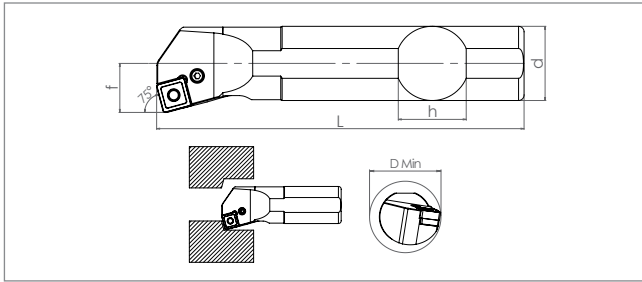



Ordering Code		Item Designation	Dimensions (mm)					Master Insert*
Direction		PCLN R/L (95)	d	h	L	f	D <sub>min</sub>	
Right	Left							
SM05938	SM05945	S25S PCLN R/L-12	25	23	250	17	≥32	CNM.1204..
SM05952	SM05969	S32T PCLN R/L-12	32	30	300	22	≥40	
SM05976	SM05983	S40U PCLN R/L-12	40	37	350	27	≥50	
SM05990	SM06003	S32T PCLN R/L-16	32	30	300	22	≥40	CNM.1606..
SM06010	SM06027	S40U PCLN R/L-16	40	37	350	27	≥50	
SM37694	SM37700	S50V PCLN R/L-16	50	47	400	35	≥63	CNM.1906..
SM37717	SM37724	S40U PCLN R/L-19	40	37	350	27	≥50	
SM37731	SM37748	S50V PCLN R/L-19	50	47	400	35	≥63	






Size Designation	Master Insert*	Spare Parts				
		Lever 	Lever Screw 	Shim 	Shim Spring 	Allen Key 
S25.. - S40..	CNM.1204..	SPL1-9120	SLV1 M8x20-9224	BAX CN12-9603	SLAY1 -9701	SAK-AA3-9902
S32.. - S50..	CNM.1606..	SPL2-9121	SLV2 M8x24 -9225	BAX CN16-9604	SLAY2 -9702	
S40.. - S50..	CNM.1906..	SPL3-9122	SLV3 M10x29-9226	BAX CN19 -9605	SLAY3 -9703	SAK-AA4-9903



Ordering Code		Item Designation	Dimensions (mm)					Master Insert*
Direction		A-PSKN R/L (75)	d	h	L	f	D min	
Right	Left							
SM49376	SM49383	A25R PSKN R/L-12	25	23	200	17	≥32	SNM.1204..
SM49390	SM49406	A32S PSKN R/L-12	32	30	250	22	≥40	
SM49413	SM49420	A32S PSKN R/L-15	32	30	250	22	≥40	SNM.1506..

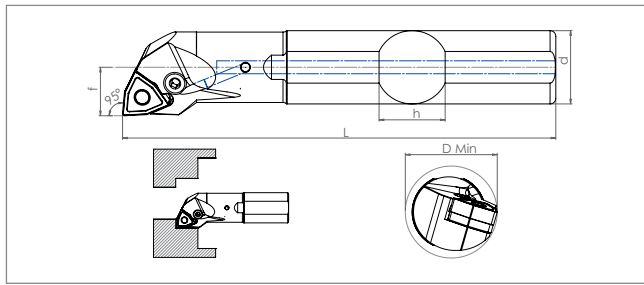



Ordering Code		Item Designation	Dimensions (mm)					Master Insert*
Direction		PSKN R/L (75)	d	h	L	f	D min	
Right	Left							
SM06157	SM06164	S25S PSKN R/L-12	25	23	250	17	≥32	SNM.1204..
SM06171	SM06188	S32T PSKN R/L-12	32	30	300	22	≥40	
SM06195	SM06201	S40U PSKN R/L-12	40	37	350	27	≥50	
SM06218	SM06225	S32T PSKN R/L-15	32	30	300	22	≥40	SNM.1506..
SM06232	SM06249	S40U PSKN R/L-15	40	37	350	27	≥50	
SM37779	SM37786	S50V PSKN R/L-15	50	47	400	35	≥63	

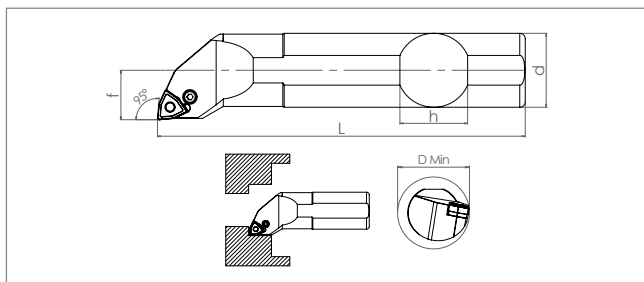
Size Designation	Master Insert*	Spare Parts				
		Lever	Lever Screw	Shim	Shim Spring	Allen Key
S25.. - S40..	 SNM.1204..	 SPL1-9120	 SLV1 M8x20-9224	 BAX SN12-9608	 SLAY1 -9701	SAK-AA3-9902
S32.. - S50..	SNM.1506..	SPL2-9121	SLV2 M8x24-9225	BAX SN15-9609	SLAY2 -9702	


\*Suitable Insert is ISO







\*\*Spare Parts Ordering Codes



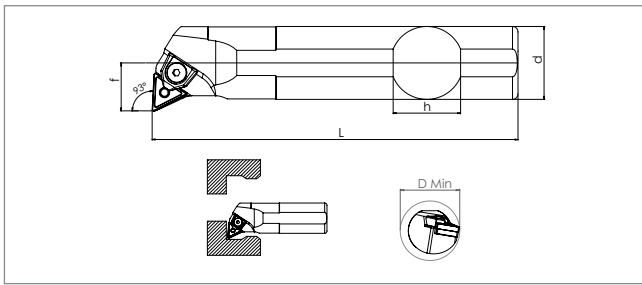
Ordering Code		Item Designation	Dimensions (mm)					Master Insert*
Direction		A-PWLN R/L (95)	d	h	L	f	D <sub>min</sub>	
Right	Left							
SM40250	SM40267	A25R PWLN R/L-08	25	23	200	17	≥32	WNM.0804..
SM40236	SM40243	A32S PWLN R/L-08	32	30	250	22	≥40	




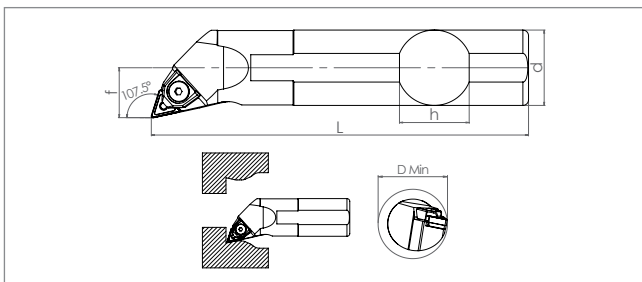
Ordering Code		Item Designation	Dimensions (mm)					Master Insert*
Direction		PWLN R/L (95)	d	h	L	f	D <sub>min</sub>	
Right	Left							
SM06256	SM06263	S25S PWLN R/L-08	25	23	250	17	≥32	WNM.0804..
SM06270	SM06287	S32T PWLN R/L-08	32	30	300	22	≥40	
SM06294	SM06300	S40U PWLN R/L-08	40	37	350	27	≥50	
SM37755	SM37762	S50V PWLN R/L-08	50	47	400	35	≥63	


Size Designation	Master Insert*	Spare Parts				
		Lever	Lever Screw	Shim	Shim Spring	Allen Key
S25.. - S50..						
	WNM.0804..	SPL1-9120	SLV1 M8x20-9224	BAX WN08-9607	SLAY1 -9701	SAK-AA3-9902



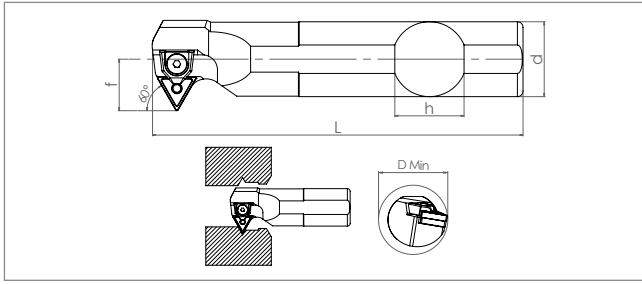



Ordering Code		Item Designation	Dimensions (mm)					Master Insert*
Direction		MTUN R/L (93)	d	h	L	f	D min	
Right	Left							
SM22072	SM23529	S20R MTUN R/L-16	20	18	200	15	≥26	TNM.1604..
SM23536	SM23567	S25S MTUN R/L-16	25	23	250	19.5	≥32	
SM20870	SM20887	S32T MTUN R/L-16	32	30	300	24	≥40	
SM20979	SM20986	S40U MTUN R/L-16	40	37	350	30	≥50	
SM05648	SM05648	S32T MTUN R/L-22	32	30	300	24	≥40	TNM.2204..
SM05679	SM05679	S40U MTUN R/L-22	40	37	350	30	≥50	
SM05709	SM05709	S50V MTUN R/L-22	50	47	400	38	≥63	














Ordering Code		Item Designation	Dimensions (mm)					Master Insert*
Direction		MTQN R/L (107.5)	d	h	L	f	D min	
Right	Left							
SM22188	SM22195	S20R MTQN R/L-16	20	18	200	15	≥26	TNM.1604..
SM23543	SM23550	S25S MTQN R/L-16	25	23	250	19.5	≥32	
SM20665	SM20894	S32T MTQN R/L-16	32	30	300	24	≥40	
SM22362	SM22355	S40U MTQN R/L-16	40	37	350	30	≥50	
SM05655	SM05723	S32T MTQN R/L-22	32	30	300	24	≥40	TNM.2204..
SM05686	SM05730	S40U MTQN R/L-22	40	37	350	30	≥50	
SM05631	SM05761	S50V MTQN R/L-22	50	47	400	38	≥63	

Descriptions	Master Insert*	Spare Parts					
		Clamp	Screw	Shim	Pin	Stamp	Allen Key
S20..	TNM.1604..	MSK2-9108	TSBV M5x18-9201	-	BMP4 3.70x5x12-9322	-	SAK-AA3-9902
S25..		MSK1-9107	TSBV M6x25-9203	BAX TN16-9610	BMP1 3.70x5x17-9309	TSP 6.5x12-9705	
S32.. - S40..	TSBV M6x30-9205		BAX TN22-9611	BMP2 5x6x16-9310			
S32.. - S50..	TNM.2204..						



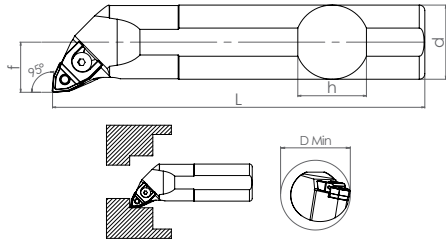
Ordering Code		Item Designation	Dimensions (mm)					Master Insert*
Direction		MT-N R/L (60)	d	h	L	f	D min	
Right	Left							
SM23642	SM23659	S25S MT-N R/L-16	25	23	250	19.5	≥33	TNM.1604..
SM23673	SM23666	S32T MT-N R/L-16	32	30	300	24	≥40	
SM22379	SM05600	S40U MT-N R/L-16	40	37	350	30	≥50	
SM05662	SM05617	S32T MT-N R/L-22	32	30	300	24	≥40	TNM.2204..
SM05693	SM05747	S40U MT-N R/L-22	40	37	350	30	≥50	
SM05778	SM05785	S50V MT-N R/L-22	50	47	400	38	≥63	

Descriptions	Master Insert*	Spare Parts					
		Clamp	Screw	Shim	Pin	Stamp	Allen Key
S20..	TNM.1604..	 MSK2-9108	 TSBV M5x18-9201	-	 BMP4 3.70x5x12 9322	-	SAK- AA3-9902
S25..		MSK1-9107	 TSBV M6x25 9203	 BAX TN16-9610	 BMP1 3.70x5x17-9309	 TSP 6.5x12-9705	
S32.. - S40..	 TSBV M6x30-9205		 BAX TN22-9611	 BMP2 5x6x16-9310			
S32.. - S50..	TNM.2204..						


\*Suitable Insert is ISO








\*\*Spare Parts Ordering Codes

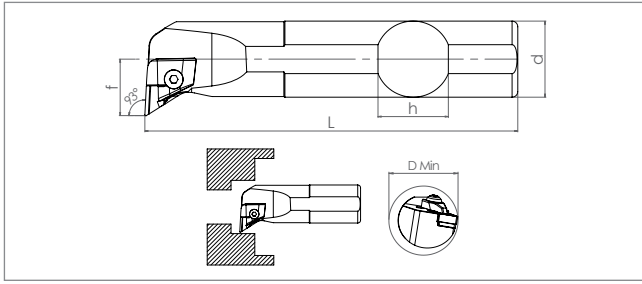











M System Internal Lathe Tool Holders

Ordering Code		Item Designation	Dimensions (mm)					Master Insert*
Direction		MWLN R/L (95)	d	h	L	f	D min	
Right	Left							
SM05792	SM05815	S16P MWLN R/L-06	16	15	170	11	≥21	WNM.0604..
SM05808	SM05822	S20R MWLN R/L-06	20	18	200	15	≥25	
SM05860	SM05839	S25S MWLN R/L-06	25	23	250	19.5	≥32	
SM05853	SM05891	S25S MWLN R/L-08	25	23	250	19.5	≥32	WNM.0804..
SM05877	SM05907	S32T MWLN R/L-08	32	30	300	24	≥40	
SM05884	SM05914	S40U MWLN R/L-08	40	37	350	30	≥50	
SM05846	SM05921	S50V MWLN R/L-08	50	47	400	38	≥63	

Descriptions	Master Insert*	Spare Parts					
		Clamp 	Screw 	Shim 	Pin 	Stamp 	Allen Key 
S16..	WNM.0604..	MSK4-9110	TSBV M5x16-9222	-	BMP7 3.70x5x11 9317	-	SAK- AA3-9902
S20..					BMP4 3.70x5x12 9322		
S25..					BMP8 3.70x5x14 9318		
S25..	WNM.0804..	MSK3-9109	TSBV M6x27-9203	BAX WN08-9607	BMP6 5x6x14-9316	TSP 6.5x12-9705	
S32.. - S50..			TSBV M6x30-9205				

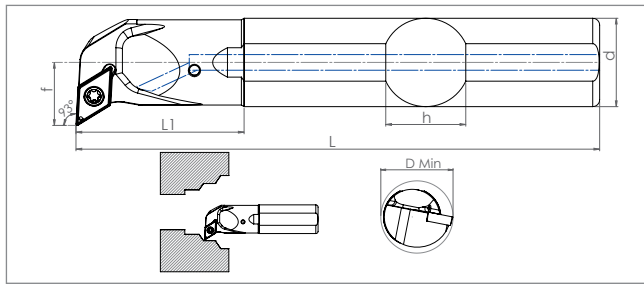


Ordering Code		Item Designation	Dimensions (mm)					Master Insert*
Direction		CKUN R/L (93)	d	h	L	f	D min	
Right	Left							
SM20771	SM20788	S25S CKUN R/L-16	25	23	250	21.5	≥34	KNUX- R/L 1604..
SM20818	SM20825	S32T CKUN R/L-16	32	30	300	24	≥40	
SM20832	SM20849	S40U CKUN R/L-16	40	37	350	30	≥50	
SM20856	SM20863	S50V CKUN R/L-16	50	47	400	38	≥63	

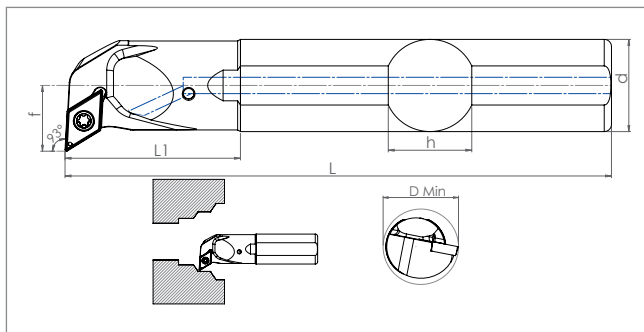
Descriptions	Master Insert*	Spare Parts				
		Clamp	Screw	Shim	Shim Screw	Allen Key
S25..	 KNUX-R/L 1604..					
S32.. - S50..		CSK1/R-9111 CSK1/L-9119	CSBV M6x20-9209	BAX KN/R-16-9621 KN/L-16-9622	CSAV M3x8 9401	SAK-AA4-9903 SAK-AA5-9904

\*Suitable Insert is ISO

\*\*Spare Parts Ordering Codes

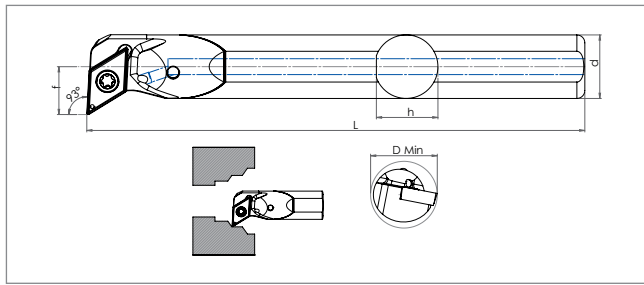


Ordering Code		Item Designation	Dimensions (mm)						Master Insert*
Direction		A-SDUC R/L(93)	d	h	L	f	L1	D min	
Right	Left								
SM36093	SM36109	A10H SDUC R/L-07	10	9	100	8	-	≥13	DCM. 0702..
SM36116	SM36123	A12H SDUC R/L-07	12	11	100	10	-	≥16	
SM36130	SM36147	A16M SDUC R/L-07	16	15	150	13	-	≥21	
SM36154	SM36161	A16M SDUC R/L-11	16	15	150	13	-	≥21	DCM. 11T3..
SM36178	SM36185	A20P SDUC R/L-11	20	18	170	15	-	≥25	
SM36192	SM36208	A25R SDUC R/L-11	25	23	200	19.5	-	≥32	
SM36215	SM36222	A32S SDUC R/L-11	32	30	250	24	-	≥40	

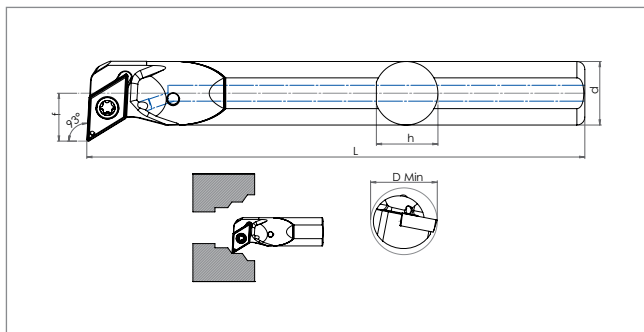


Ordering Code		Item Designation	Dimensions (mm)						Master Insert*
Direction		A-SDUC R/L(93) SET	d	h	L	f	L1	D min	
Right	Left								
SM59856	SM59863	A10H SDUC R/L-07	10	9	100	8	-	≥13	DCM. 0702..
		A12H SDUC R/L-07	12	11	100	10	-	≥16	
		A16M SDUC R/L-11	16	15	150	13	-	≥21	

Descriptions	Master Insert*	Spare Parts			
		Screw 	Shim 	Shim Screw 	Torx Key 
A10.. - A20	DCM. 0702..	SSV M2.5x6-9505	-	-	STK-T08-9908
A16.. - A20..	DCM. 11T3..	SSV M3.5x10-9511	BAX DC11-9613	SBV5 M5x0.5 A3.5x9-9408	STK-T15-9910
A25..		SSV M3.5x14-9512		SBV M5x0.5 A3.5x11-9407	
A32..					



Ordering Code		Item Designation	Dimensions (mm)						Master Insert*
Direction		<i>E-SDUC R/L(93)</i>	<i>d</i>	<i>h</i>	<i>L</i>	<i>f</i>	<i>L1</i>	<i>D<sub>min</sub></i>	
Right	Left								
SM59771	SM59818	E10M SDUC R/L-07	10	9.5	150	8	-	≥13	DCM. 0702..
SM59788	SM59825	E12Q SDUC R/L-07	12	11	180	10	-	≥16	
SM59795	SM59832	E16R SDUC R/L-11	16	15	200	13	-	≥21	DCM. 11T3..
SM59801	SM59849	E20S SDUC R/L-11	20	19	250	15	-	≥25	

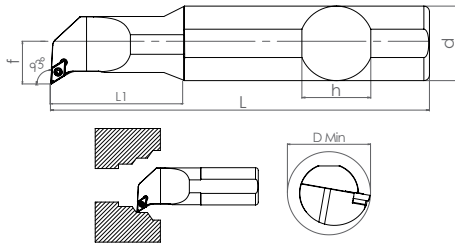


Ordering Code		Item Designation	Dimensions (mm)						Master Insert*
Direction		<i>E-SDUC R/L(93) SET</i>	<i>d</i>	<i>h</i>	<i>L</i>	<i>f</i>	<i>L1</i>	<i>D<sub>min</sub></i>	
Right	Left								
SM59870	SM59887	E10M SDUC R/L-07	10	9.5	150	8	-	≥13	DCM. 0702..
		E12Q SDUC R/L-07	12	11	180	10	-	≥16	
		E16R SDUC R/L-11	16	15	200	13	-	≥21	

Descriptions	Master Insert*	Spare Parts			
		Screw	Shim	Shim Screw	Torx Key
E10.. - E12	DCM. 0702..	SSV M2.5x6-9505			STK-T08-9908
E16.. - E20..	DCM. 11T3..	SSV M3.5x10-9511	-		STK-T15-9910

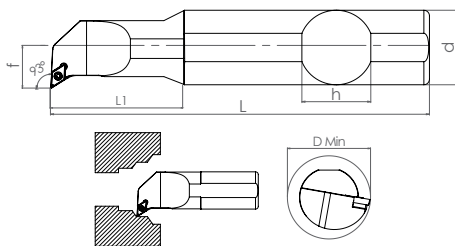
\*Suitable Insert is ISO

\*\*Spare Parts Ordering Codes



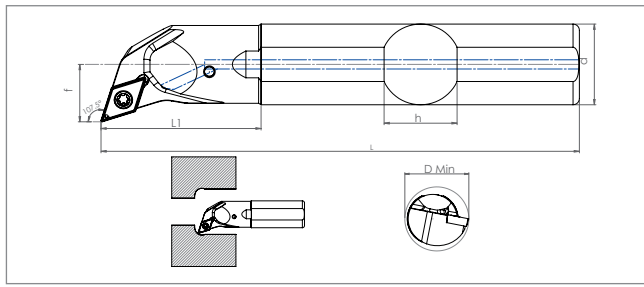
S System  
Internal  
Lathe Tool Holders


Ordering Code		Item Designation	Dimensions (mm)						Master Insert*
Direction		SDUC R/L(93)	d	h	L	f	L1	D <sub>min</sub>	
Right	Left								
SM06713	SM06805	S10K SDUC R/L-07	10	9	125	8	-	≥13	DCM. 0702..
SM06744	SM06775	S12K SDUC R/L-07	12	11	125	10	-	≥16	
SM06850	SM06935	S16x10M SDUC R/L-07	16	15	150	8	35	≥13	
SM06874	SM06959	S16x12M SDUC R/L-07	16	15	150	10	35	≥16	
SM06836	SM06904	S16P SDUC R/L-07	16	15	170	13	-	≥21	
SM42803	SM42810	S20R SDUC R/L-07	20	18	200	15	-	≥25	DCM. 11T3..
SM07017	SM07055	S16P SDUC R/L-11	16	15	170	13	-	≥21	
SM07086	SM07116	S20R SDUC R/L-11	20	18	200	15	-	≥25	
SM07147	SM07178	S25S SDUC R/L-11	25	23	250	19.5	-	≥32	
SM39629	SM39636	S25S SDUC R/L-11S	25	23	250	19.5	-	≥32	
SM07253	SM07208	S32T SDUC R/L-11	32	30	300	24	-	≥40	
SM07352	SM07369	S40U SDUC R/L-11	40	37	350	30	-	≥50	



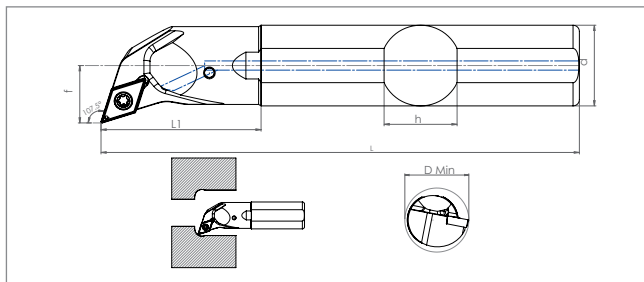
Ordering Code		Item Designation	Dimensions (mm)						Master Insert*
Direction		SDUC R/L(93) SET	d	h	L	f	L1	D <sub>min</sub>	
Right	Left								
SM59894	SM59900	S10K SDUC R/L-07	10	9	125	8	-	≥13	DCM. 0702..
		S12K SDUC R/L-07	12	11	125	10	-	≥16	
		S16P SDUC R/L-11	16	15	170	13	-	≥21	DCM. 11T3..


Descriptions	Master Insert*	Spare Parts			
		Screw	Shim	Shim Screw	Torx Key
S10.. - S20	DCM. 0702..	 SSV M2.5x6-9505			STK-T08-9908
S16.. - S25..	DCM. 11T3..	 SSV M3.5x10-9511	BAX DC11-9613	SBV5 M5x0.5 A3.5x9-9408	
S25(S)..		 SSV M3.5x14-9512		SBV M5x0.5 A3.5x11-9407	
S32.. - S40..					








Ordering Code		Item Designation	Dimensions (mm)						Master Insert*
Direction		A-SDQC R/L(107.5)	d	h	L	f	L1	D <sub>min</sub>	
Right	Left								
SM36239	SM36246	A10H SDQC R/L-07	10	9	100	8	-	≥13	DCM. 0702..
SM36253	SM36260	A12H SDQC R/L-07	12	11	100	10	-	≥16	
SM36277	SM36284	A16M SDQC R/L-07	16	15	150	13	-	≥21	
SM36291	SM36307	A16M SDQC R/L-11	16	15	150	13	-	≥21	DCM. 11T3..
SM36314	SM36321	A20P SDQC R/L-11	20	18	170	15	-	≥25	
SM36338	SM36345	A25R SDQC R/L-11	25	23	200	19.5	-	≥32	
SM36352	SM36369	A32S SDQC R/L-11	32	30	250	24	-	≥40	

S System Internal Lathe Tool Holders

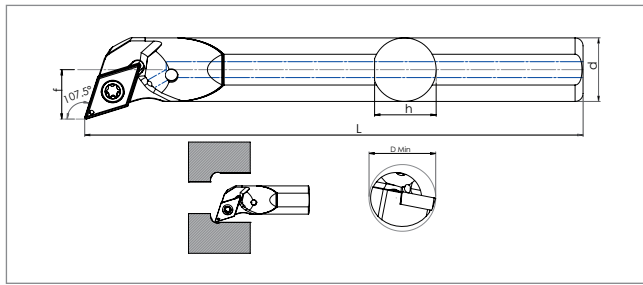



Ordering Code		Item Designation	Dimensions (mm)						Master Insert*
Direction		A-SDQC R/L(107.5) SET	d	h	L	f	L1	D <sub>min</sub>	
Right	Left								
SM59917	SM59924	A10H SDQC R/L-07	10	9	100	8	-	≥13	DCM. 0702..
		A12H SDQC R/L-07	12	11	100	10	-	≥16	
		A16M SDQC R/L-11	16	15	150	13	-	≥21	

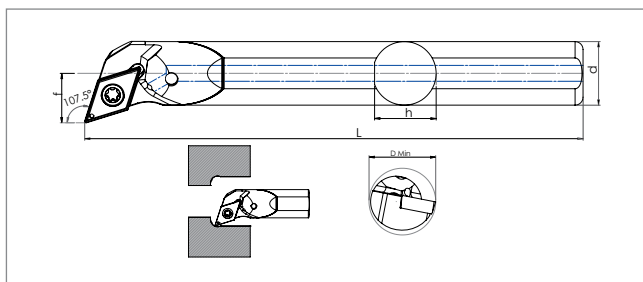
Descriptions	Master Insert*	Spare Parts			
		Screw 	Shim 	Shim Screw 	Torx Key 
A10.. - A20	DCM. 0702..	SSV M2.5x6-9505	-	-	STK-T08-9908
A16.. - A20..	DCM. 11T3..	SSV M3.5x10-9511	BAX DC11-9613	SBV5 M5x0.5 A3.5x9-9408	STK-T15-9910
A25..		SSV M3.5x14-9512		SBV M5x0.5 A3.5x11-9407	
A32..					


\*Suitable Insert is ISO






\*\*Spare Parts Ordering Codes



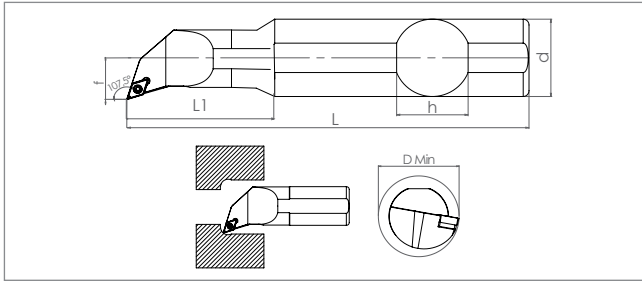
Ordering Code		Item Designation	Dimensions (mm)						Master Insert*
Direction		<i>E-SDQC R/L(107.5)</i>	<i>d</i>	<i>h</i>	<i>L</i>	<i>f</i>	<i>L1</i>	<i>D<sub>min</sub></i>	
Right	Left								
SM59979	SM60012	E10M SDQC R/L-07	10	9.5	150	8	-	≥13	DCM. 0702..
SM59986	SM60029	E12Q SDQC R/L-07	12	11	180	10	-	≥16	
SM59993	SM60036	E16R SDQC R/L-11	16	15	200	13	-	≥21	DCM. 11T3..
SM60005	SM60043	E20S SDQC R/L-11	20	19	250	15	-	≥25	




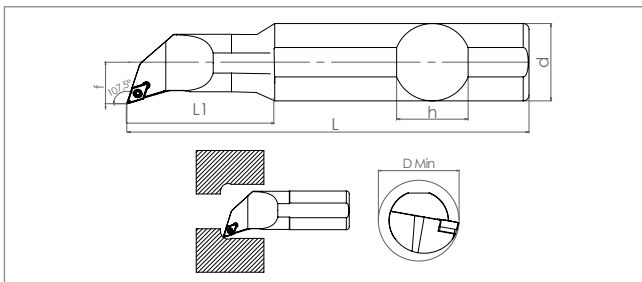
Ordering Code		Item Designation	Dimensions (mm)						Master Insert*
Direction		<i>E-SDQC R/L(107.5)</i> <b>SET</b>	<i>d</i>	<i>h</i>	<i>L</i>	<i>f</i>	<i>L1</i>	<i>D<sub>min</sub></i>	
Right	Left								
SM59931	SM59948	E10M SDQC R/L-07	10	9.5	150	8	-	≥13	DCM. 0702..
		E12Q SDQC R/L-07	12	11	180	10	-	≥16	
		E16R SDQC R/L-11	16	15	200	13	-	≥21	DCM. 11T3..


Descriptions	Master Insert*	Spare Parts			
		Screw	Shim	Shim Screw	Torx Key
E10.. - E12	DCM. 0702..	 SSV M2.5x6-9505			 STK-T08-9908
E16.. - E20..	DCM. 11T3..	 SSV M3.5x10-9511	-	-	STK-T15-9910










Ordering Code		Item Designation	Dimensions (mm)						Master Insert*
Direction		SDQC R/L(107.5)	d	h	L	f	L1	D <sub>min</sub>	
Right	Left								
SM06720	SM06737	S10K SDQC R/L-07	10	9	125	8	-	≥13	DCM. 0702..
SM06751	SM06799	S12K SDQC R/L-07	12	11	125	10	-	≥16	
SM06867	SM06942	S16x10M SDQC R/L-07	16	15	150	8	35	≥13	
SM06898	SM06966	S16x12M SDQC R/L-07	16	15	150	10	35	≥16	
SM06911	SM06928	S16P SDQC R/L-07	16	15	170	13	-	≥21	
SM49437	SM49444	S20R SDQC R/L-07	20	18	200	15	-	≥25	DCM. 11T3..
SM07031	SM07291	S16P SDQC R/L-11	16	15	170	13	-	≥21	
SM07093	SM07130	S20R SDQC R/L-11	20	18	200	15	-	≥25	
SM07161	SM07192	S25S SDQC R/L-11	25	23	250	19.5	-	≥32	
SM39421	SM39414	S25S SDQC R/L-11S	25	23	250	19.5	-	≥32	
SM07239	SM07246	S32T SDQC R/L-11	32	30	300	24	-	≥40	
SM07376	SM07383	S40U SDQC R/L-11	40	37	350	30	-	≥50	

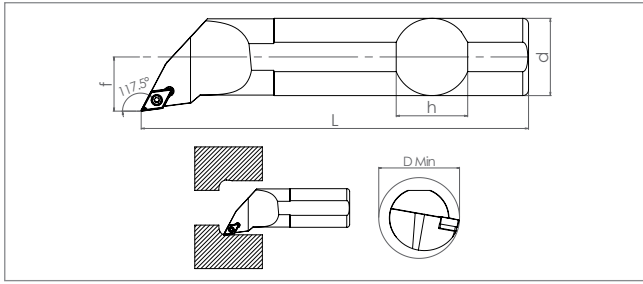


Ordering Code		Item Designation	Dimensions (mm)						Master Insert*
Direction		SDQC R/L(107.5) SET	d	h	L	f	L1	D <sub>min</sub>	
Right	Left								
SM59955	SM59962	S10K SDQC R/L-07	10	9	125	8	-	≥13	DCM. 0702..
		S12K SDQC R/L-07	12	11	125	10	-	≥16	
		S16P SDQC R/L-11	16	15	170	13	-	≥21	

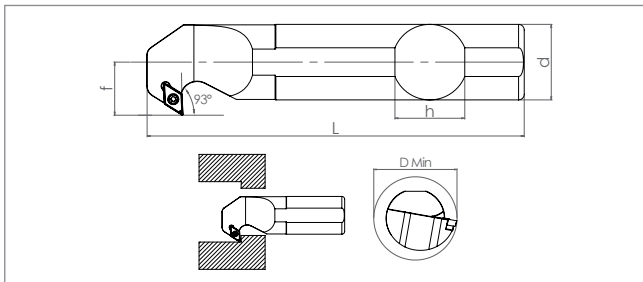
Descriptions	Master Insert*	Spare Parts			
		Screw	Shim	Shim Screw	Torx Key
S10.. - S20	DCM. 0702..	 SSV M2.5x6-9505			STK-T08-9908
S16.. - S25..	DCM. 11T3..	 SSV M3.5x10-9511	BAX DC11-9613	SBV5 M5x0.5 A3.5x9-9408	
S25(S)..		 SSV M3.5x14-9512		SBV M5x0.5 A3.5x11-9407	
S32.. - S40..					

\*Suitable Insert is ISO

\*\*Spare Parts Ordering Codes

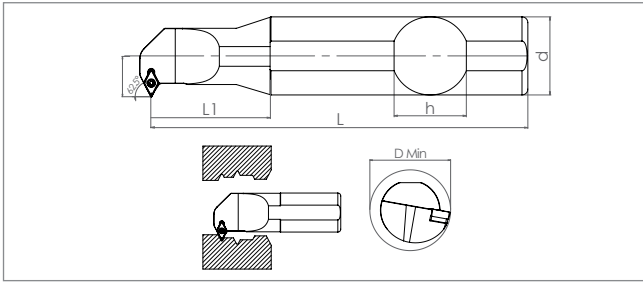



Ordering Code		Item Designation	Dimensions (mm)						Master Insert*
Direction		SDPC R/L(117.5)	d	h	L	f	L1	D <sub>min</sub>	
Right	Left								
SM06829	SM06973	S10K SDPC R/L-07	10	9	125	8	-	≥13	DCM. 0702..
SM06843	SM06980	S12K SDPC R/L-07	12	11	125	10	-	≥16	
SM07314	SM07390	S16P SDPC R/L-11	16	15	170	13	-	≥21	DCM. 11T3..
SM07338	SM07406	S20R SDPC R/L-11	20	18	200	15	-	≥25	
SM07345	SM07413	S25S SDPC R/L-11	25	23	250	19.5	-	≥32	
SM52086	SM52093	S25S SDPC R/L-11S	25	23	250	19.5	-	≥32	
SM07277	SM07437	S32T SDPC R/L-11	32	30	300	24	-	≥40	
SM07475	SM07482	S40U SDPC R/L-11	40	37	350	30	-	≥50	








Ordering Code		Item Designation	Dimensions (mm)						Master Insert*
Direction		SDXC R/L(93)	d	h	L	f	L1	D <sub>min</sub>	
Right	Left								
SM06768	SM06997	S12K SDXC R/L-07	12	11	125	11	-	≥17	DCM. 0702..
SM07048	SM07307	S16P SDXC R/L-11	16	15	170	13	-	≥21	DCM. 11T3..
SM07109	SM07321	S20R SDXC R/L-11	20	18	200	15	-	≥25	
SM07260	SM07420	S25S SDXC R/L-11	25	23	250	19.5	-	≥32	
SM07284	SM07444	S32T SDXC R/L-11	32	30	300	24	-	≥40	
SM07499	SM07505	S40U SDXC R/L-11	40	37	350	30	-	≥50	

Descriptions	Master Insert*	Spare Parts			
		Screw	Shim	Shim Screw	Torx Key
S10.. - S20			-		STK-T08-9908
S16.. - S25..	DCM. 11T3..		BAX DC11-9613		STK-T15-9910
S25(S)..					
S32.. - S40..					

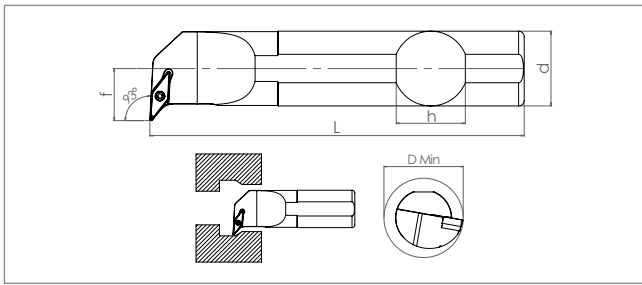



Ordering Code		Item Designation	Dimensions (mm)						Master Insert*
Direction		SD-CR/L(62.5)	d	h	L	f	L1	D min	
Right	Left								
SM42780	SM42797	S10K SD-CR/L-07	10	9	125	8	-	≥14	DCM. 0702..
SM06812	SM06782	S12K SD-CR/L-07	12	11	125	11	-	≥17	
SM06881	SM07000	S16x12M SD-CR/L-07	16	15	150	11	35	≥17	
SM07024	SM07062	S16P SD-CR/L-11	16	15	170	13	-	≥22	DCM. 11T3..
SM07079	SM07123	S20R SD-CR/L-11	20	18	200	15	-	≥25	
SM07154	SM07185	S25S SD-CR/L-11	25	23	250	19.5	-	≥32	
SM07215	SM07222	S32T SD-CR/L-11	32	30	300	24	-	≥40	
SM07451	SM07468	S40U SD-CR/L-11	40	37	350	30	-	≥50	

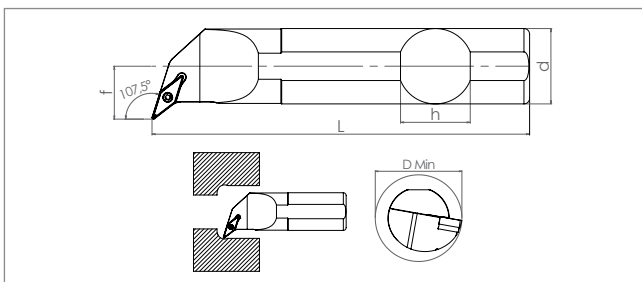
Descriptions	Master Insert*	Spare Parts			
		Screw 	Shim 	Shim Screw 	Torx Key 
S10.. - S20	DCM. 0702..	SSV M2.5x6-9505	-		STK-T08-9908
S16.. - S25..	DCM. 11T3..	SSV M3.5x10-9511	BAX DC11-9613	SBV5 M5x0.5 A3.5x9-9408	STK-T15-9910
S25(S)..		SSV M3.5x14-9512		SBV M5x0.5 A3.5x11-9407	
S32.. - S40..					


\*Suitable Insert is ISO


\*\*Spare Parts Ordering Codes

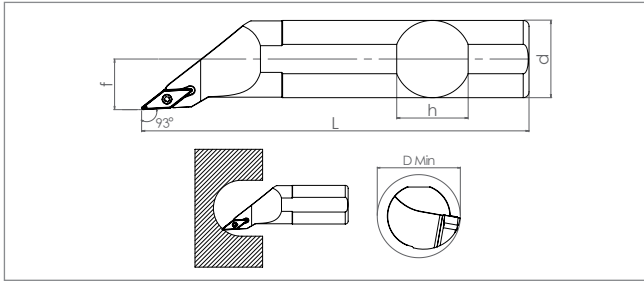



Ordering Code		Item Designation	Dimensions (mm)						Master Insert*
Direction		SVUB R/L(93)	d	h	L	f	L1	D min	
Right	Left								
SM08298	SM08328	S16P SVUB R/L-11	16	15	170	13	-	≥21	VBM. 1103..
SM08267	SM08342	S20R SVUB R/L-11	20	18	200	15	-	≥25	
SM08397	SM08441	S25S SVUB R/L-16	25	23	250	19.5	-	≥32	VBM. 1604..
SM39933	SM39971	S25S SVUB R/L-16S	25	23	250	19.5	-	≥32	
SM08410	SM08472	S32T SVUB R/L-16	32	30	300	24	-	≥40	
SM08502	SM08519	S40U SVUB R/L-16	40	37	350	30	-	≥50	

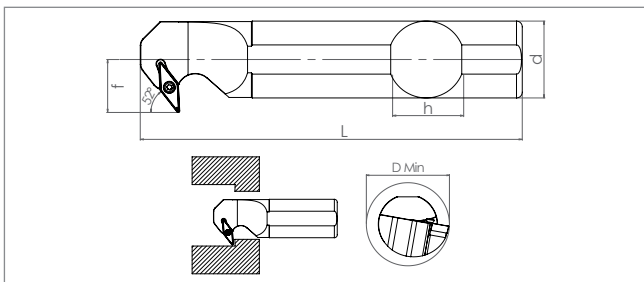



Ordering Code		Item Designation	Dimensions (mm)						Master Insert*
Direction		SVQB R/L(107.5)	d	h	L	f	L1	D min	
Right	Left								
SM08304	SM08366	S16P SVQB R/L-11	16	15	170	13	-	≥21	VBM. 1103..
SM08274	SM08380	S20R SVQB R/L-11	20	18	200	15	-	≥25	
SM08403	SM08434	S25S SVQB R/L-16	25	23	250	19.5	-	≥32	VBM. 1604..
SM39926	SM52055	S25S SVQB R/L-16S	25	23	250	19.5	-	≥32	
SM08465	SM08458	S32T SVQB R/L-16	32	30	300	24	-	≥40	
SM08595	SM08601	S40U SVQB R/L-16	40	37	350	30	-	≥50	

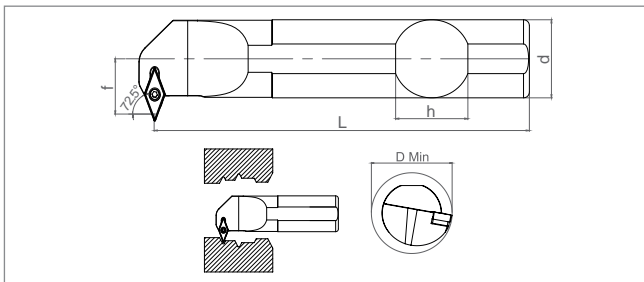
Descriptions	Master Insert*	Spare Parts			
		Screw	Shim	Shim Screw	Torx Key
S16.. - S20	VBM. 1103..	SSV M2.5x6- <b>9505</b>	-	-	STK-T08- <b>9908</b>
S25..	VBM. 1604..	SSV M3.5x10- <b>9511</b>	BAX VB16- <b>9618</b>	SBV5 M5x0.5 A3.5x9- <b>9408</b>	STK-T15- <b>9910</b>
S25(S)..		SSV M3.5x14- <b>9512</b>		SBV M5x0.5 A3.5x11- <b>9407</b>	
S32.. - S40..					









Ordering Code		Item Designation	Dimensions (mm)						Master Insert*
Direction		SVJB R/L(93)	d	h	L	f	L1	D <sub>min</sub>	
Right	Left								
SM08533	SM08540	S25S SVJB R/L-16	25	23	250	19.5	-	≥32	VBM. 1604..
SM49505	SM49499	S25S SVJB R/L-16S	25	23	250	19.5	-	≥32	
SM08564	SM08571	S32T SVJB R/L-16	32	30	300	24	-	≥40	
SM08618	SM08625	S40U SVJB R/L-16	40	37	350	30	-	≥50	



Ordering Code		Item Designation	Dimensions (mm)						Master Insert*
Direction		SVXB R/L(52)	d	h	L	f	L1	D <sub>min</sub>	
Right	Left								
SM08281	SM08335	S16P SVXB R/L-11	16	15	170	13	-	≥21	VBM. 1103..
SM08311	SM08359	S20R SVXB R/L-11	20	18	200	15	-	≥25	
SM08427	SM08489	S25S SVXB R/L-16	25	23	250	19.5	-	≥32	VBM. 1604..
SM39964	SM39957	S25S SVXB R/L-16S	25	23	250	19.5	-	≥32	
SM08496	SM08557	S32T SVXB R/L-16	32	30	300	24	-	≥40	
SM08526	SM08588	S40U SVXB R/L-16	40	37	350	30	-	≥50	

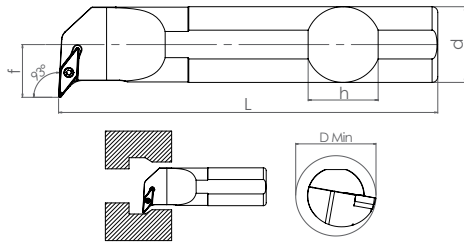


Ordering Code		Item Designation	Dimensions (mm)						Master Insert*
Direction		SV-BR/L(72.5)	d	h	L	f	L1	D <sub>min</sub>	
Right	Left								
SM34709	SM34716	S25S SV-BR/L-16	25	23	250	19.5	-	≥32	VBM. 1604..
SM34723	SM34730	S32T SV-BR/L-16	32	30	300	24	-	≥40	


Descriptions	Master Insert*	Spare Parts			
		Screw 	Shim 	Shim Screw 	Torx Key 
S16.. - S20	VBM. 1103..	SSV M2.5x6-9505	-	-	STK-T08-9908
S25..	VBM. 1604..	SSV M3.5x10-9511	BAX VB16-9618	SBV5 M5x0.5 A3.5x9-9408	STK-T15-9910
S25(S)..		SSV M3.5x14-9512		SBV M5x0.5 A3.5x11-9407	
S32.. - S40..					

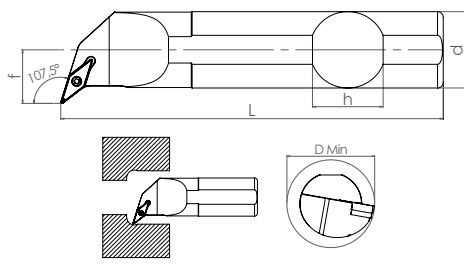
\*Suitable Insert is ISO


\*\*Spare Parts Ordering Codes







S System Internal Lathe Tool Holders

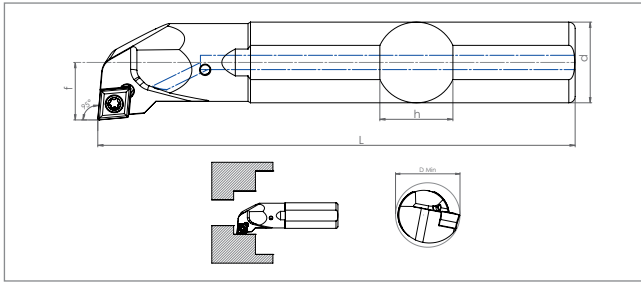
Ordering Code		Item Designation	Dimensions (mm)						Master Insert*
Direction		SVUC R/L(93)	d	h	L	f	L1	D <sub>min</sub>	
Right	Left								
SM08373	SM08632	S16P SVUC R/L-11	16	15	170	13	-	≥21	VCM. 1103..
SM08656	SM08663	S20R SVUC R/L-11	20	18	200	15	-	≥25	
SM08717	SM08724	S25S SVUC R/L-16	25	23	250	19.5	-	≥32	VCM. 1604..
SM39988	SM52017	S25S SVUC R/L-16S	25	23	250	19.5	-	≥32	
SM08731	SM08748	S32T SVUC R/L-16	32	30	300	24	-	≥40	
SM08755	SM08762	S40U SVUC R/L-16	40	37	350	30	-	≥50	



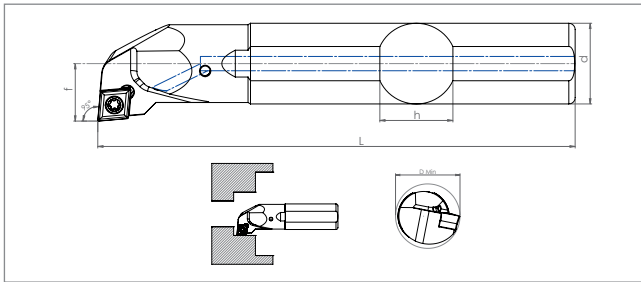
Ordering Code		Item Designation	Dimensions (mm)						Master Insert*
Direction		SVQC R/L(107.5)	d	h	L	f	L1	D <sub>min</sub>	
Right	Left								
SM08649	SM08694	S16P SVQC R/L-11	16	15	170	13	-	≥21	VCM. 1103..
SM08670	SM08700	S20R SVQC R/L-11	20	18	200	15	-	≥25	
SM08779	SM08786	S25S SVQC R/L-16	25	23	250	19.5	-	≥32	VCM. 1604..
SM49475	SM49482	S25S SVQC R/L-16S	25	23	250	19.5	-	≥32	
SM08793	SM08809	S32T SVQC R/L-16	32	30	300	24	-	≥40	
SM08816	SM08823	S40U SVQC R/L-16	40	37	350	30	-	≥50	

Descriptions	Master Insert*	Spare Parts			
		Screw	Shim	Shim Screw	Torx Key
S16.. - S20	VCM. 1103..	 SSV M2.5x6-9505			 STK-T08-9908
S25..	VCM. 1604..	SSV M3.5x10-9511	BAX VC16-9620	SBV5 M5x0.5 A3.5x9-9408	STK-T15-9910
S25(S)..		SSV M3.5x14-9512		SBV M5x0.5 SBV M5x0.5 A3.5x11-9407	
S32.. - S40..					





Ordering Code		Item Designation	Dimensions (mm)						Master Insert*
Direction		A-SCLC R/L(95)	d	h	L	f	L1	D min	
Right	Left								
SM36376	SM36383	A08H SCLC R/L-06	8	7	100	7	-	≥11	CCM. 0602..
SM36390	SM36406	A10H SCLC R/L-06	10	9	100	8	-	≥13	
SM36413	SM36420	A12H SCLC R/L-06	12	11	100	10	-	≥16	
SM36437	SM36444	A16M SCLC R/L-09	16	15	150	13	-	≥21	CCM. 09T3..
SM36451	SM36468	A20P SCLC R/L-09	20	19	170	15	-	≥25	
SM36475	SM36482	A25R SCLC R/L-09	25	23	200	19.5	-	≥32	
SM36499	SM36505	A32S SCLC R/L-09	32	30	250	24	-	≥40	



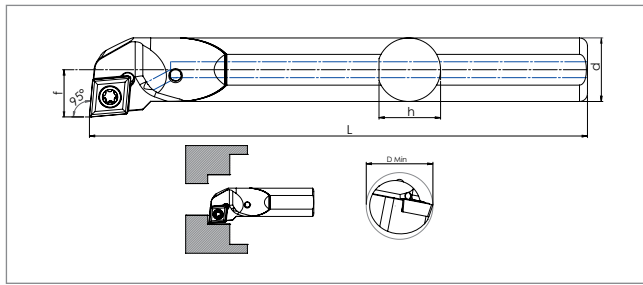
Ordering Code		Item Designation	Dimensions (mm)						Master Insert*
Direction		A-SCLC R/L(95) SET	d	h	L	f	L1	D min	
Right	Left								
SM60050	SM60067	A08H SCLC R/L-06	8	7	100	7	-	≥11	CCM. 0602..
		A10H SCLC R/L-06	10	9	100	8	-	≥13	
		A12H SCLC R/L-06	12	11	100	10	-	≥16	
		A16M SCLC R/L-09	16	15	150	13	-	≥21	CCM. 09T3..


Descriptions	Master Insert*	Spare Parts			
		Screw 	Shim 	Shim Screw 	Torx Key 
A0608.. - A08	CCM. 0602..	SSV M2.5x5-9504	-	-	STK-T08-9908
A10.. - A16		SSV M2.5x6-9505			
A12.. - A16	CCM. 09T3..	SSV M3.5x8-9510	-		STK-T15-9910
A20.. - A20..		SSV M3.5x10-9511	BAX CC09-9616	SBV5 M5x0.5 A3.5x9-9408	
A25..		SSV M3.5x14-9512		SBV M5x0.5 A3.5x11-9407	
A32..					

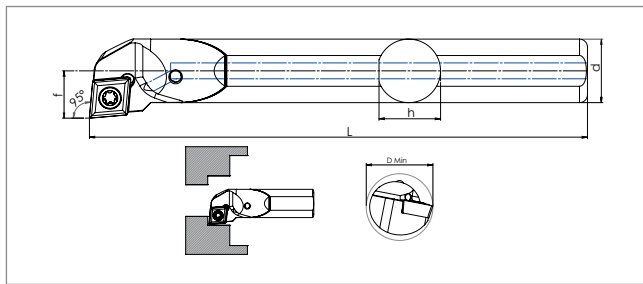
\*Suitable Insert is ISO


\*\*Spare Parts Ordering Codes







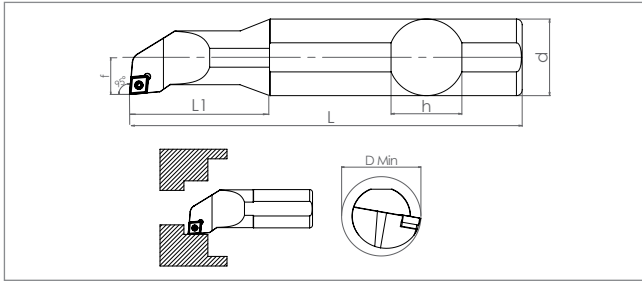



Ordering Code		Item Designation	Dimensions (mm)						Master Insert*
Direction		<i>E-SCLC R/L(95)</i>	<i>d</i>	<i>h</i>	<i>L</i>	<i>f</i>	<i>L1</i>	<i>D<sub>min</sub></i>	
Right	Left								
SM60074	SM60135	E08K SCLC R/L-06	8	7.5	125	6	11	≥13	CCM. 0602..
SM60081	SM60142	E10M SCLC R/L-06	10	9.5	150	8	13	≥16	
SM60098	SM60159	E12Q SCLC R/L-06	12	11	180	10	16	≥21	
SM60104	SM60166	E12Q SCLC R/L-09	12	11	180	10	16	≥25	CCM. 09T3
SM60111	SM60173	E16R SCLC R/L-09	16	15	200	13	21	≥21	
SM60128	SM60180	E20S SCLC R/L-09	20	19	250	15	25	≥25	

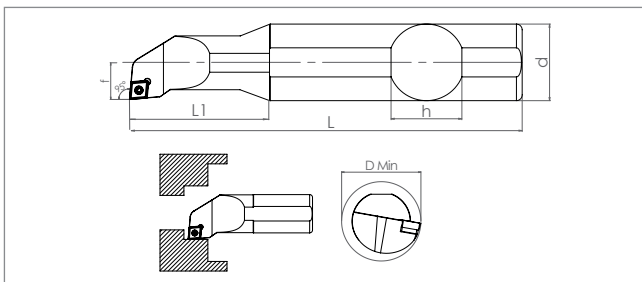



Ordering Code		Item Designation	Dimensions (mm)						Master Insert*
Direction		<i>E-SCLC R/L(95)</i> <i>SET</i>	<i>d</i>	<i>h</i>	<i>L</i>	<i>f</i>	<i>L1</i>	<i>D<sub>min</sub></i>	
Right	Left								
SM60197	SM60203	E08K SCLCR/L-06	8	7.5	125	6	11	≥13	CCM. 0602..
		E10M SCLCR/L-06	10	9.5	150	8	13	≥16	
		E12Q SCLCR/L-06	12	11	180	10	16	≥21	
		E16R SCLCR/L-09	16	15	200	13	21	≥21	CCM. 09T3

Descriptions	Master Insert*	Spare Parts			
		Screw	Shim	Shim Screw	Torx Key
E08..					
E10.. - E12					
E16..	CCM. 0602..	SSV M2.5x5-9504	-	-	STK-T08-9908
	CCM. 09T3..	SSV M2.5x6-9505	-	-	STK-T15-9910
		SSV M3.5x8-9510	-	-	



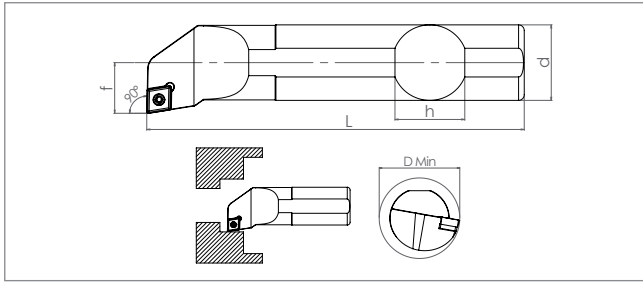
Ordering Code		Item Designation	Dimensions (mm)						Master Insert*
Direction		SCLC R/L(95)	d	h	L	f	L1	D min	
Right	Left								
SM06393	SM06461	S06x08H SCLC R/L-06	6	7	100	5	25	≥8	CCM. 0602..
SM06317	SM06362	S08H SCLC R/L-06	8	7	100	7	-	≥11	
SM06324	SM06331	S10K SCLC R/L-06	10	9	125	8	-	≥13	
SM06348	SM06355	S12K SCLC R/L-06	12	11	125	10	-	≥16	
SM06386	SM26049	S16x10M SCLC R/L-06	16	15	150	8	35	≥13	
SM06379	SM26056	S16x12M SCLC R/L-06	16	15	150	10	35	≥13	
SM00548	SM00555	S16P SCLC R/L-06	16	15	170	13	-	≥21	
SM37793	SM37809	S12K SCLC R/L-09	12	11	125	10	-	≥16	CCM. 09T3
SM06478	SM06485	S16P SCLC R/L-09	16	15	170	13	-	≥21	
SM06492	SM06508	S20R SCLC R/L-09	20	18	200	15	-	≥25	
SM06515	SM06522	S25S SCLC R/L-09	25	23	250	19.5	-	≥32	
SM39438	SM39445	S25S SCLC R/L-09S	25	23	250	19.5	-	≥32	CCM.1204..
SM06539	SM06546	S32T SCLC R/L-09	32	30	300	24	-	≥40	
SM49451	SM49468	S25S SCLC R/L-12	25	23	250	19.5	-	≥32	
SM06638	SM06645	S32T SCLC R/L-12	32	30	300	24	-	≥40	CCM.1204..
SM06676	SM06683	S40U SCLC R/L-12	40	37	350	30	-	≥50	




Ordering Code		Item Designation	Dimensions (mm)						Master Insert*
Direction		SCLC R/L(95) SET	d	h	L	f	L1	D min	
Right	Left								
SM60210	SM60227	S08H SCLC R/L-06	8	7	100	7	-	≥11	CCM. 0602..
		S10K SCLC R/L-06	10	9	125	8	-	≥13	
		S12K SCLC R/L-06	12	11	125	10	-	≥16	
		S16P SCLC R/L-09	16	15	170	13	-	≥21	

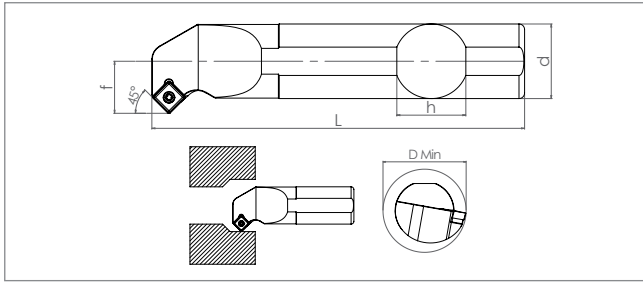
\*Suitable Insert is ISO


\*\*Spare Parts Ordering Codes








Ordering Code		Item Designation	Dimensions (mm)						Master Insert*
Direction		SCFC R/L(90)	d	h	L	f	L1	D <sub>min</sub>	
Right	Left								
SM06409	SM06416	S08H SCFC R/L-06	8	7	100	7	-	≥11	CCM. 0602..
SM06423	SM06430	S10K SCFC R/L-06	10	9	125	8	-	≥13	
SM06447	SM06454	S12K SCFC R/L-06	12	11	125	10	-	≥16	
SM37816	SM37823	S12K SCFC R/L-09	12	11	125	10	-	≥16	CCM. 09T3..
SM06553	SM06560	S16P SCFC R/L-09	16	15	170	13	-	≥21	
SM06577	SM06584	S20R SCFC R/L-09	20	18	200	15	-	≥25	
SM06591	SM06607	S25S SCFC R/L-09	25	23	250	19.5	-	≥32	
SM06614	SM06621	S25S SCFC R/L-12	25	23	250	19.5	-	≥32	CCM.1204..
SM06652	SM06669	S32T SCFC R/L-12	32	30	300	24	-	≥40	
SM06690	SM06706	S40U SCFC R/L-12	40	37	350	30	-	≥50	

Descriptions	Master Insert*	Spare Parts					
		Screw 	Shim 	Shim Screw 	Torx Key 		
S0608.. - S08	CCM. 0602..	SSV M2.5x5-9504	-	-	STK-T08-9908		
S10.. - S16		SSV M2.5x6-9505					
S12.. - S16..	CCM. 09T3..	SSV M3.5x8-9510	-	-	STK-T15-9910		
S20.. - S25..		SSV M3.5x10-9511					
S25(S)..		SSV M3.5x14-9512				BAX CC09-9616	SBV5 M5x0.5 A3.5x9-9408 SBV M5x0.5 A3.5x11-9407
S32..							
S25..	CCM. 1204..	SSV M4x12x6-9517	-	-			
S32.. - S40..			BAX CC12-9617	SBV4 M6x0.75 A4x9 9411			

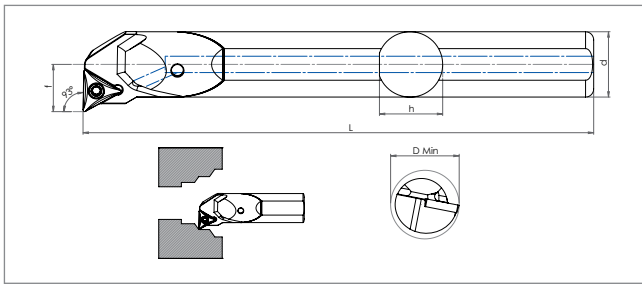



Ordering Code		Item Designation	Dimensions (mm)						Master Insert*
Direction		SSSC R/L(45)	d	h	L	f	L1	D min	
Right	Left								
SM07512	SM07543	S16P SSSC R/L-09	16	15	170	13	-	≥21	SCM. 09T3..
SM07529	SM07550	S20R SSSC R/L-09	20	18	200	15	-	≥25	
SM07536	SM07574	S25S SSSC R/L-09	25	23	250	19.5	-	≥32	
SM49512	SM49529	S25S SSSC R/L-12	25	23	250	19.5	-	≥32	SCM. 1204..
SM07604	SM07581	S32T SSSC R/L-12	32	30	300	22	-	≥40	
SM07611	SM07598	S40U SSSC R/L-12	40	37	350	27	-	≥50	

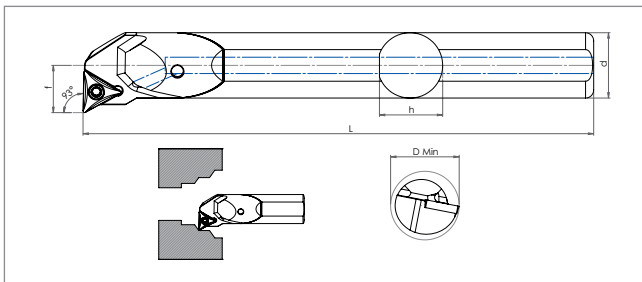
Descriptions	Master Insert*	Spare Parts			
		Screw 	Shim 	Shim Screw 	Torx Key 
S16.. - S25	SCM. 09T3..	SSV M3.5x10-9511	-	-	STK-T15-9910
S25..	SCM. 1204..	SSV M4x12x6-9517	-	SBV4 M6x0.75 A4x9-9411	
S32.. - S40..		BAX SC12-9615			


\*Suitable Insert is ISO







\*\*Spare Parts Ordering Codes

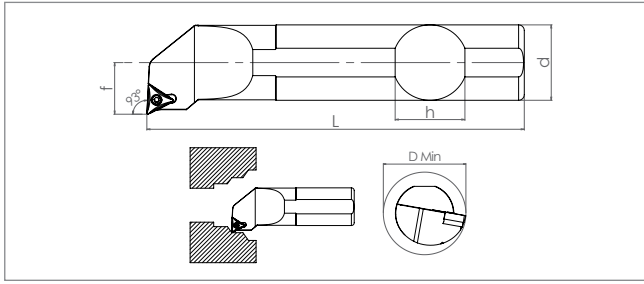



Ordering Code		Item Designation	Dimensions (mm)						Master Insert*
Direction		<i>E-STUC R/L(93)</i>	<i>d</i>	<i>h</i>	<i>L</i>	<i>f</i>	<i>L1</i>	<i>D<sub>min</sub></i>	
Right	Left								
SM60234	SM60272	E10M STUC R/L-09	10	9.5	150	8	-	≥13	TCM.0902..
SM60241	SM60289	E12Q STUC R/L-09	12	11	180	10	-	≥16	
SM60258	SM60296	E12Q STUC R/L-11	12	11	180	10	-	≥21	TCM.1102..
SM60265	SM60302	E16R STUC R/L-11	16	15	200	13	-	≥25	

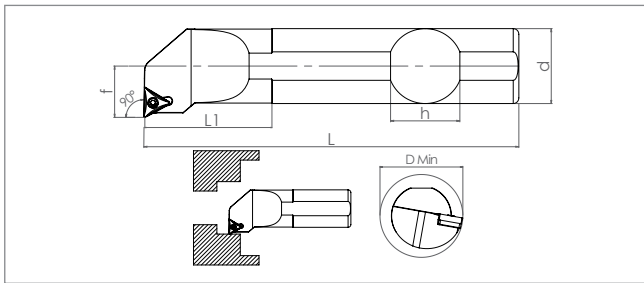



Ordering Code		Item Designation	Dimensions (mm)						Master Insert*
Direction		<i>E-STUC R/L(93)</i> <b>SET</b>	<i>d</i>	<i>h</i>	<i>L</i>	<i>f</i>	<i>L1</i>	<i>D<sub>min</sub></i>	
Right	Left								
SM60319	SM60326	E10M STUC R/L-09	10	9.5	150	8	-	≥13	TCM.0902..
		E12Q STUC R/L-09	12	11	180	10	-	≥16	
		E16R STUC R/L-11	16	15	200	13	-	≥25	TCM.1102..

Descriptions	Master Insert*	Spare Parts			
		Screw	Shim	Shim Screw	Torx Key
E10.. - E12..	 TCM.0902..	 SSV M2.2x5-9503			 STK-T06-9906
E16..	TCM.1102..	 SSV M2.5x5-9504	-	-	STK-T08-9908



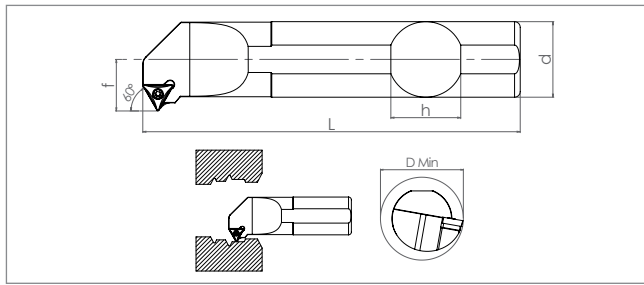
Ordering Code		Item Designation	Dimensions (mm)						Master Insert*
Direction		STUC R/L(93)	d	h	L	f	L1	D min	
Right	Left								
SM07642	SM07659	S10K STUC R/L-09	10	9	125	8	-	≥13	TCM.0902..
SM07680	SM07697	S12K STUC R/L-09	12	11	125	10	-	≥16	
SM07802	SM07789	S10K STUC R/L-11	10	9	125	8	-	≥13	TCM.1102..
SM07741	SM07772	S12K STUC R/L-11	12	11	125	10	-	≥16	
SM07840	SM07857	S16P STUC R/L-11	16	15	170	13	-	≥21	
SM07901	SM07918	S20R STUC R/L-11	20	18	200	15	-	≥25	TCM.16T3..
SM07963	SM08076	S16P STUC R/L-16	16	15	170	13	-	≥21	
SM07970	SM08113	S20R STUC R/L-16	20	18	200	15	-	≥25	
SM07987	SM08083	S25S STUC R/L-16	25	23	250	19.5	-	≥32	
SM39483	SM39476	S25S STUC R/L-16S	25	23	250	19.5	-	≥32	
SM08168	SM08175	S32T STUC R/L-16	32	30	300	24	-	≥40	
SM08205	SM08212	S40U STUC R/L-16	40	37	350	30	-	≥50	









Ordering Code		Item Designation	Dimensions (mm)						Master Insert*
Direction		STFC R/L(90)	d	h	L	f	L1	D min	
Right	Left								
SM07628	SM07635	S10x06K STFC R/L-06	10	9	125	5	30	≥08	TCM.0602..
SM07666	SM07673	S10K STFC R/L-09	10	9	125	8	-	≥13	TCM.0902..
SM07703	SM07710	S12K STFC R/L-09	12	11	125	10	-	≥17	
SM07819	SM07796	S10K STFC R/L-11	10	9	125	8	-	≥13	TCM.1102..
SM07826	SM07833	S12K STFC R/L-11	12	11	125	10	-	≥17	
SM07864	SM07871	S16P STFC R/L-11	16	15	170	13	-	≥21	
SM07925	SM07932	S20R STFC R/L-11	20	18	200	15	-	≥25	TCM.16T3..
SM08090	SM08106	S16P STFC R/L-16	16	15	170	13	-	≥21	
SM08120	SM08137	S20R STFC R/L-16	20	18	200	15	-	≥25	
SM08144	SM08151	S25S STFC R/L-16	25	23	250	19.5	-	≥32	
SM39452	SM39469	S25S STFC R/L-16S	25	23	250	19.5	-	≥32	
SM08182	SM08199	S32T STFC R/L-16	32	30	300	24	-	≥40	
SM08229	SM08236	S40U STFC R/L-16	40	37	350	30	-	≥50	

\*Suitable Insert is ISO

\*\*Spare Parts Ordering Codes

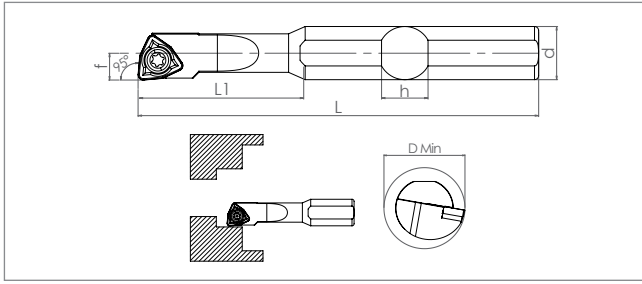


Ordering Code		Item Designation	Dimensions (mm)						Master Insert*
Direction		ST-C R/L(60)	d	h	L	f	L1	D <sub>min</sub>	
Right	Left								
SM07727	SM07734	S12K ST-C R/L-09	12	11	125	11	-	≥17	TCM.0902..
SM07758	SM07765	S12K ST-C R/L-11	12	11	125	11	-	≥17	
SM07888	SM07895	S16P ST-C R/L-11	16	15	170	13	-	≥21	TCM.1102..
SM07949	SM07956	S20R ST-C R/L-11	20	18	200	15	-	≥25	
SM07994	SM08007	S16P ST-C R/L-16	16	15	170	13	-	≥21	TCM.16T3.
SM08014	SM08021	S20R ST-C R/L-16	20	18	200	15	-	≥25	
SM08038	SM08045	S25S ST-C R/L-16	25	23	250	19.5	-	≥32	
SM08052	SM08069	S32T ST-C R/L-16	32	30	300	24	-	≥40	
SM08243	SM08250	S40U ST-C R/L-16	40	37	350	30	-	≥50	


Descriptions	Master Insert*	Spare Parts				
		Screw 	Shim 	Shim Screw 	Torx Key 	
S10x06	TCM.0602..	SSV M2.2x5-9503	-	-	STK-T06-9906	
S10.. - S12..	TCM.0902..					
S10.. - S16..	TCM.1102..	SSV M2.5x5-9504	-	-	STK-T08-9908	
S20..		SSV M2.5x6-9505				
S16.. - S25..	TCM.16T3..	SSV M3.5x10-9511	BAX TC16-9619	SBV5 M5x0.5 A3.5x9-9408	STK-T15-9910	
S25(S)..		SSV M4x12x6-9517				SBV M5.05 A3.5x11-9407
S32.. - S40..						






# INTERNAL TURNING TOOLS



S System Internal  
Lathe Tool Holders

Ordering Code		Item Designation	Dimensions (mm)						Master Insert*
Direction		SWLC R/L(95)	d	h	L	f	L1	D <sub>min</sub>	
Right	Left								
SM08854	SM08830	S0608H SWLC R/L-03	8	5	100	4	25	≥08	WCM.0302..
SM08861	SM08847	S0810K SWLC R/L-03	10	7	125	7	30	≥10	

Descriptions	Master Insert*	Spare Parts			
		Screw 	Shim	Shim Screw	Torx Key 
S0608.. - S0810..	WCM.0302..	SSV M2.5x5-9504	-	-	STK-T08-9908

\*Suitable Insert is ISO

\*\*Spare Parts Ordering Codes



# External Parting & Grooving Tools



C

- 122 ▶ **Blade Tools**
- 126 ▶ **External Grooving Tools**
- 140 ▶ **Swiss Type Grooving Tools**
- 142 ▶ **Face Grooving Tools**

Insert		MGM. 2C KRLY	MGM. 2.5C KRLY	MGM. 3C KRLY	MGM. 4C KRLY	MGM. 5C KRLY	MGM. 6C KRLY	
								
Size (mm)		#1212 - 3232	#2020 - 2525	#1212 - 3232	#2020 - 3232	#2020 - 3232	#2525 - 3232	
Item Code		BDKT R/L	BDKT R/L	BDKT R/L	BDKT R/L	BDKT R/L	BDKT R/L	
T Max. (mm)		15-18mm	18mm	18-40mm	20-40mm	20-40mm	25mm	
Application Type	External Grooving		✓	✓	✓	✓	✓	
	Page		<b>C127</b>	<b>C127</b>	<b>C127</b>	<b>C127</b>	<b>C127</b>	
	Long Ext. Grooving		-	-	✓ T Max:40mm	✓ T Max:40mm	✓ T Max:40mm	-
	Page			<b>C127</b>	<b>C127</b>	<b>C127</b>		
	External Turning		-	-	-	-	-	
	Page							
	Swiss Type		✓	-	✓			
	Page		<b>C141</b>		<b>C141</b>			
	Parting (Blade)		-	-	-	-	-	
	Page							
	Edge Grooving		-	-	-	-	-	
	Page							
Face Grooving		-	-	✓	✓	✓		
Page				<b>C142-143</b>	<b>C142-143</b>	<b>C142-143</b>		

Insert		MRM. 3C KRLY	MRM. 4C KRLY	MRM. 5C KRLY	MRM. 6C KRLY	KGM.2C KRLY	KGM.3C KRLY
							
Size (mm)		#2020 - 3232	#2020 - 3232	#2525 - 3232	#3232	#1212 - 2525	#2020 - 2525
Item Code		BDRT R/L	BDRT R/L	BDRT R/L	BDRT R/L	BDKT R/L	BDKT R/L
T Max. (mm)		2.8mm	2.8mm	2.8mm	2.8mm	15-18mm	20-22mm
Application Type	External Grooving		-	-	-	-	✓
	Page						<b>C129</b>
	Long Ext. Grooving		-	-	-	-	-
	Page						
	External Turning		-	-	-	-	✓
	Page						<b>C129</b>
	Swiss Type		-	-	-	-	✓
	Page						<b>C141</b>
	Parting (Blade)		-	-	-	-	-
	Page						
	Edge Grooving		✓	✓	✓	✓	-
	Page		<b>C128</b>	<b>C128</b>	<b>C128</b>	<b>C128</b>	
Face Grooving		-	-	-	-	-	
Page							

Insert		KGM. 4C KRLY	KGM. 5C KRLY	KGM. 6C KRLY	DGN. 2C	DGN. 2.2C	DGN. 3C
							
Size (mm)		#2020 - 2525	#2525	#2525	#1212 - 2525	#2020 - 2525	#1212 - 3232
Item Code		BDKT R/L	BDKT R/L	BDKT R/L	BDKT R/L	BDKT R/L	BDKT R/L
T Max. (mm)		20-22mm	25mm	20-22mm	15-18mm	18mm	15-25mm
Application Type	External Grooving		✓	✓	✓	✓	✓
	Page		<b>C129</b>	<b>C129</b>	<b>C129</b>	<b>C130-131</b>	<b>C131</b>
	Long Ext. Grooving		-	-	-	-	✓ T Max:40mm
	Page						<b>C131</b>
	External Turning		✓	✓	✓	-	-
	Page		<b>C129</b>	<b>C129</b>	<b>C129</b>		
	Swiss Type		-	-	-	✓	-
	Page					<b>C140</b>	<b>C140</b>
	Parting (Blade)		-	-	-	✓	-
	Page					<b>C122</b>	<b>C122</b>
	Edge Grooving		-	-	-	-	-
	Page						
	Face Grooving		-	-	-	-	-
	Page						

Insert		GRIP 3C	GRIP 4C	GRIP 5C	GIM. 3C	TGM 3C	TGM 4C	TDC. 2C TGTC
								
Size (mm)		#1212 - 3232	#2020 - 3232	#3232	#1616 - 2525	#2020 - 2525	#2020 - 2525	#1212 - 2525
Item Code		BDKT R/L	BDKT R/L	BDKT R/L	BDKT R/L	BDKT R/L	BDKT R/L	BDKT R/L
T Max. (mm)		15-22mm	20-40mm	25mm	15-22mm	20-22mm	20-22mm	15-18mm
Application Type	External Grooving		✓	✓	✓	✓	✓	✓
	Page		<b>C131</b>	<b>C130-131</b>	<b>C131</b>	<b>C131</b>	<b>C131</b>	<b>C132</b>
	Long Ext. Grooving		-	✓ T Max:40mm	-	-	-	-
	Page			<b>C131</b>				
	External Turning		✓	✓	✓	-	✓	✓
	Page			<b>C130-131</b>	<b>C131</b>		<b>C131</b>	<b>C131</b>
	Swiss Type		-	-	-	-	-	✓
	Page							<b>C140</b>
	Parting (Blade)		-	✓	-	-	-	✓
	Page			<b>C122</b>				<b>C122</b>
	Edge Grooving		-	-	-	-	-	-
	Page							
	Face Grooving		-	✓	-	-	-	-
	Page			<b>C145</b>				



Insert		TDC. 3C TGTC	TDC. 4C TGTC	GDM. 2C KYC	GDM. 3C KYC	GDM. 4C KYC	ZTDB 2C ZCC	ZTFD 3C ZCC
								
Size (mm)		#1212 - 2525	#2020 - 2525	#2020 - 2525	#2020 - 2525	#2020 - 2525	#1616 - 2525	#1616 - 2525
Item Code		BDKT R/L	BDKT R/L	BDKT R/L	BDKT R/L	BDKT R/L	BDKT R/L	BDKT R/L
T Max. (mm)		15-18mm	20-22mm	18mm	20-22mm	20-22mm	18mm	18-20mm
Application Type	External Grooving		✓	✓	✓	✓	✓	✓
	Page		<b>C132</b>	<b>C132</b>	<b>C132</b>	<b>C132</b>	<b>C133</b>	<b>C133</b>
	Long Ext. Grooving		-	-	-	-	-	-
	Page							
	External Turning		-	-	-	-	-	-
	Page							
	Swiss Type		-	-	-	-	-	-
	Page							
	Parting (Blade)		-	✓	-	-	-	✓
	Page			<b>C122</b>				<b>C124</b>
	Edge Grooving		-	-	-	-	-	-
	Page							
	Face Grooving		-	-	-	-	-	✓
	Page							<b>C144-145</b>

Insert		ZTGD 4C ZCC	ZTHD 5C ZCC	GCTX 2C LMN	GCTX 3C LMN	123 2C SNDV	123 3C SNDV	
								
Size (mm)		#2020 - 2525	#2020 - 2525	#1616 - 2525	#1616 - 2525	#1212 - 2525	#1212 - 2525	
Item Code		BDKT R/L	BDKT R/L	BDKT R/L	BDKT R/L	BDKT R/L	BDKT R/L	
T Max. (mm)		20-22mm	20-25mm	18mm	18-22mm	15-18mm	15-18mm	
Application Type	External Grooving		✓	✓	✓	✓	✓	
	Page		<b>C133</b>	<b>C133</b>	<b>C133</b>	<b>C134</b>	<b>C134</b>	
	Long Ext. Grooving		-	-	-	-	-	
	Page							
	External Turning		-	-	-	-	-	
	Page							
	Swiss Type		-	-	-	-	-	
	Page							
	Parting (Blade)		✓	-	-	-	✓	✓
	Page		<b>C124</b>				<b>C123</b>	<b>C123</b>
	Edge Grooving		-	-	-	-	-	-
	Page							
Face Grooving		✓	-	-	-	-	-	
Page		<b>C144-145</b>						

Insert		123 4C SNDV	123 5C SNDV	151.2 2C SNDV	151.2 3C SNDV	151.2 4C SNDV	151.2 5C SNDV
							
Size (mm)		#2020 - 2525	#2020 - 2525	#1616 - 2525	#1616 - 2525	#1616 - 2525	#2020 - 2525
Item Code		BDKT R/L	BDKT R/L	BDKT R/L	BDKT R/L	BDKT R/L	BDKT R/L
T Max. (mm)		20-22mm	22-25mm	18mm	18-22mm	18-22mm	20-25mm
Application Type	External Grooving		✓	✓	✓	✓	✓
	Page		<b>C134</b>	<b>C134</b>	<b>C135</b>	<b>C135</b>	<b>C135</b>
	Long Ext. Grooving		-	-	-	-	-
	Page						
	External Turning		-	-	✓	✓	✓
	Page				<b>C135</b>	<b>C135</b>	<b>C135</b>
	Swiss Type		-	-	-	-	-
	Page						
	Parting (Blade)		✓	-	-	✓	✓
	Page		<b>C123</b>			<b>C123</b>	<b>C123</b>
	Edge Grooving		-	-	-	-	-
	Page						
Face Grooving		-	-	-	-	-	
Page							

Insert		GX16 2C WLTR	GX16 3C WLTR	GX24 2C WLTR	GX24 3C WLTR	GX24 4C WLTR
						
Size (mm)		#2020 - 2525	#2020 - 2525	#2020 - 2525	#2020 - 2525	#2525
Item Code		BDKT R/L	BDKT R/L	BDKT R/L	BDKT R/L	BDKT R/L
T Max. (mm)		18mm	20-22mm	18mm	20-22mm	22mm
Application Type	External Grooving		✓	✓	✓	✓
	Page		<b>C136</b>	<b>C136</b>	<b>C136</b>	<b>C136</b>
	Long Ext. Grooving		-	-	-	-
	Page					
	External Turning		-	-	-	-
	Page					
	Swiss Type		-	-	-	-
	Page					
	Parting (Blade)		-	-	-	-
	Page					
	Edge Grooving		-	-	-	-
	Page					
	Face Grooving		-	-	-	-
	Page					

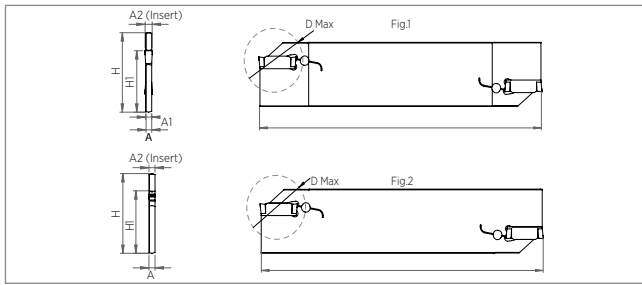
Insert		GCM 2C SMTM	GCM 3C SMTM	S229 2C HORN	S229 3C HORN	S229 4C HORN	S229 5C HORN
							
Size (mm)		#1212 - 2525	#1616 - 2525	#2020 - 2525	#2020 - 2525	#2020 - 2525	#2020 - 2525
Item Code		BDKT R/L	BDKT R/L	BDKT R/L	BDKT R/L	BDKT R/L	BDKT R/L
T Max. (mm)		15-18mm	15-22mm	18mm	20-22mm	20-22mm	20-25mm
Application Type	External Grooving		✓	✓	✓	✓	✓
	Page		<b>C137</b>	<b>C137</b>	<b>C138</b>	<b>C138</b>	<b>C138</b>
	Long Ext. Grooving		-	-	-	-	-
	Page						
	External Turning		-	-	-	-	-
	Page						
	Swiss Type		-	-	-	-	-
	Page						
	Parting (Blade)		-	-	-	-	-
	Page						
	Edge Grooving		-	-	-	-	-
	Page						
	Face Grooving		-	-	-	-	-
	Page						

Insert		S224 2C HORN	S229 3C HORN	S229 4C HORN	S229 5C HORN	DGM / DTX 2C TNGLY	DGM / DTX 3C TNGLY
							
Size (mm)		#2020 - 2525	#2020 - 2525	#2020 - 2525	#2020 - 2525	#2020 - 2525	#2020 - 2525
Item Code		BDKT R/L	BDKT R/L	BDKT R/L	BDKT R/L	BDKT R/L	BDKT R/L
T Max. (mm)		18mm	20-22mm	20-22mm	20-22mm	18mm	20-22mm
Application Type	External Grooving		✓	✓	✓	✓	✓
	Page		<b>C138</b>	<b>C138</b>	<b>C138</b>	<b>C138</b>	<b>C139</b>
	Long Ext. Grooving		-	-	-	-	-
	Page						
	External Turning		-	-	-	-	✓
	Page					<b>C139</b>	<b>C139</b>
	Swiss Type		-	-	-	-	-
	Page						
	Parting (Blade)		-	-	-	-	-
	Page						
	Edge Grooving		-	-	-	-	-
	Page						
	Face Grooving		-	-	-	-	-
	Page						

Insert		DGM / DTX 4C TNGLY	A4 - 2C KNMTL	A4 - 3C KNMTL	A4 - 4C KNMTL		
							
Size (mm)		#2020 - 2525	#2020 - 2525	#2020 - 2525	#2020 - 2525		
Item Code		BDKT R/L	BDKT R/L	BDKT R/L	BDKT R/L		
T Max. (mm)		20-22mm	18mm	20-22mm	20-22mm		
Application Type	External Grooving		✓ DTM	✓	✓	✓	
	Page		<b>C139</b>	<b>C139</b>	<b>C139</b>	<b>C139</b>	
	Long Ext. Grooving		-	-	-	-	
	Page						
	External Turning		✓ DTX	-	-	-	
	Page		<b>C139</b>				
	Swiss Type		-	-	-	-	-
	Page						
	Parting (Blade)		-	-	-	-	-
	Page						
	Edge Grooving		-	-	-	-	-
	Page						
	Face Grooving		-	-	-	-	-
	Page						

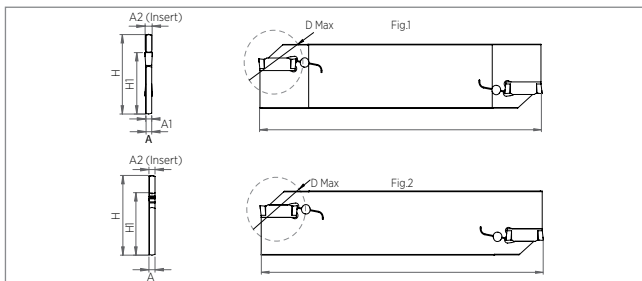






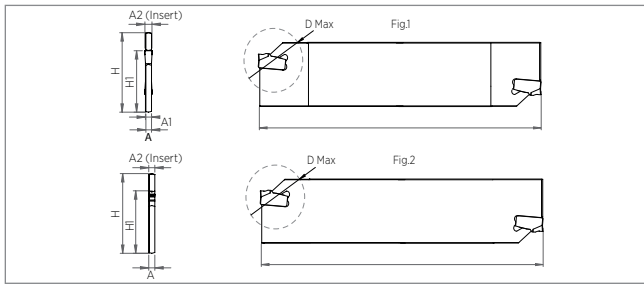
Ordering Code	Item Designation <i>SML-Blade DGN</i>	Dimensions (mm)								Master Insert*
		H	H1	A	A1	A2 (Insert)	L	D max	Fig.	
SM54714	SML 26-ID2C	26	21.4	1.6	-	1.9-2.5	110	39	2	DGN. 2C
SM54721	SML 32-ID2C	32	25	2.4	1.8	1.9-2.5	150	39	1	
SM54738	SML 26-ID3C	26	21.4	2.4	-	3-3.18	110	39	2	DGN. 3C
SM54745	SML 32-ID3C	32	25	2.4	-	3-3.18	150	39	2	
SM54752	SML 26-IG4C	26	21.4	3.2	-	4	110	80	2	GRIP 4C
SM54769	SML 32-IG4C	32	25	3.2	-	4	150	100	2	

Descriptions	Master Insert*	Spare Parts
26 - 32	DGN / GRIP (2C-4C)	SBK-01-9901



Ordering Code	Item Designation <i>SML-Blade TGTC - TDC</i>	Dimensions (mm)								Master Insert**
		H	H1	A	A1	A2 (Insert)	L	D max	Fig.	
SM54820	SML 32-TDC-2C	32	25	2.4	1.6	2	150	39	1	TDC. 2C
SM54837	SML 32-TDC-3C	32	25	2.4	-	3	150	39	2	TDC. 3C
SM54844	SML 32-TDC-4C	32	25	2.4	-	4	150	39	2	TDC. 4C

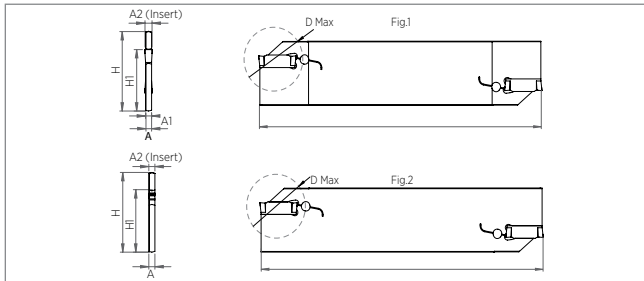
Descriptions	Master Insert**	Spare Parts
32	TDC (2C- 4C)	SBK-01-9901



Ordering Code	Item Designation	Dimensions (mm)								Master Insert*	
		H	H1	A	A1	A2 (Insert)	L	D max	Fig.		
	<b>SML-Blade SDV - 151.2</b>										
SM54806	SML 32-SDV151.2-3C	32	25	2.4	-	3	150	-	2		151.2-3C
SM54813	SML 32-SDV151.2-4C	32	25	2.4	-	4	150	-	2		151.2-4C

External Parting and Grooving Tools

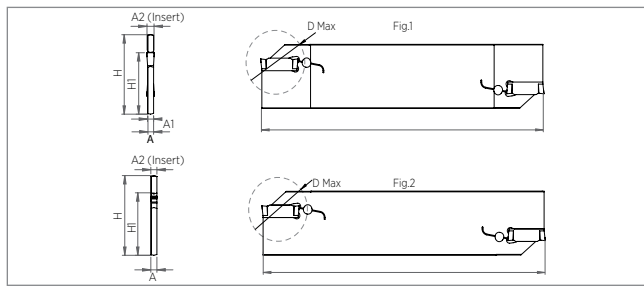
Descriptions	Master Insert*	Spare Parts
32	151.2 (3C- 4C)	SBK-01-9901



Ordering Code	Item Designation	Dimensions (mm)								Master Insert*	
		H	H1	A	A1	A2 (Insert)	L	D max	Fig.		
	<b>SML-Blade SDV - 123</b>										
SM54776	SML 32-SDV123-2C	32	25	2.4	1.6	2	150	39	1		123-2C
SM54783	SML 32-SDV123-3C	32	25	2.4	-	3	150	39	2		123-3C
SM54790	SML 32-SDV123-4C	32	25	3.2	-	4	150	39	2		123-4C

Descriptions	Master Insert*	Spare Parts
32	123 (2C- 4C)	SBK-01-9901

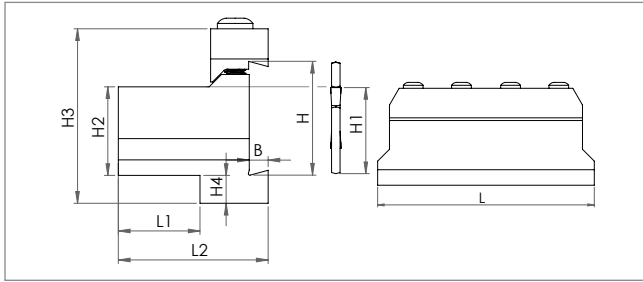
\*Suitable Insert brand is SDV



Ordering Code	Item Designation	Dimensions (mm)								Master Insert*
		H	H1	A	A1	A2 (Insert)	L	D max	Fig.	
	<b>SML-Blade ZCC-CT - ZT..</b>									
SM54851	SML 32-ZT-3C	32	25	2.4	-	3	150	39	2	ZTFD 3C
SM54868	SML 32-ZT-4C	32	25	2.4	-	4	150	39	2	ZTGD 4C

Descriptions	Master Insert*	Spare Parts
32	ZT.. (3C - 4C)	SBK-01-9901

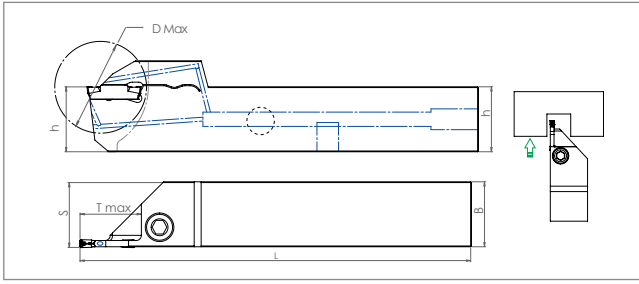
External Parting and Grooving Tools



Ordering Code	Item Designation	Dimensions (mm)								
	<i>SMLK-Blade Holder</i>	H	H1	H2	H3	H4	L	L1	L2	B
SM54875	SMLK 20-26	26	21.4	20	43	9	86	21	38	4.1
SM54882	SMLK 20-32	32	25	20	50	13	100	19	38	5.3
SM54899	SMLK 25-26	26	21.4	25	45	5	110	25	42	4.1
SM54905	SMLK 25-32	32	25	25	50	7.8	110	23	42	5.3
SM54912	SMLK 32-32	32	25	32	54	5	110	29	48	5.3

External Parting  
and Grooving Tools

Ordering Code	Blade Clamp	Descriptions	Clamp Screw	Allen Key
	SM54929	SMK1-075	SMLK 20-26	BKTV-M6x30-9240
SM54936	SMK2-090	SMLK 20-26	BKTV-M6x35-9241	
SM54943	SMK3-100	SMLK 20-26		

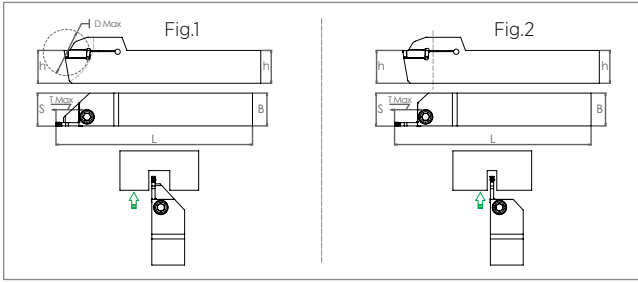



External Parting and Grooving Tools




Ordering Code		Item Designation	Dimensions (mm)						Master Insert*
Direction			h	B	L	S	t Max	D Max	
Right	Left	BDKT R/L-MGM							
SM56183	SM56190	2525 BDKT R/L-K3C t max:22-JC	25	25	150	25.4	22	50	MGM. 3C
SM56206	SM56213	2525 BDKT R/L-K4C t max:22-JC	25	25	150	25.4	22	50	MGM. 4C

Cooling accessories are optional / See Page «K441» for cooling accessory.  
Soğutma ekipmanları opsiyoneldir / Bkz. Sayfa «K441» Soğutma aksesuarları için

Descriptions	Master Insert*	Spare Parts	
		Screw	Allen Key
		2525	 BKT V M8x1x25-9232

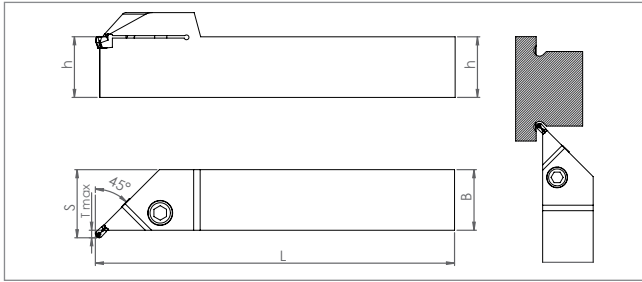


Ordering Code		Item Designation	Dimensions (mm)							Master Insert*
Direction		BDKT R/L-MGM	Fig.	h	B	L	S	t Max	D Max	
Right	Left									
SM09493	SM09691	1212 BDKT R/L-K2C t max:15	1	12	12	100	12.3	15	34	MGM. 2C
SM09479	SM09660	1616 BDKT R/L-K2C t max:18	1	16	16	125	16.3	18	40	
SM09455	SM09653	2020 BDKT R/L-K2C t max:18	1	20	20	125	20.3	18	40	
SM27411	SM38851	2020 BDKT R/L-K2C t max:12	1	20	20	125	20.3	12	36	
SM09462	SM09677	2525 BDKT R/L-K2C t max:18	1	25	25	150	25.3	18	46	
SM09486	SM09684	3232 BDKT R/L-K2C t max:18	1	32	32	170	32.3	18	72	MGM. 2.5C
SM47747	SM47754	2020 BDKT R/L-K2.5C t max:18	1	20	20	125	20.4	18	40	
SM47761	SM47778	2525 BDKT R/L-K2.5C t max:18	1	25	25	150	25.4	18	46	MGM. 3C
SM09547	SM09745	1212 BDKT R/L-K3C t max:18	1	12	12	100	12.3	18	38	
SM09523	SM09714	1616 BDKT R/L-K3C t max:18	1	16	16	125	16.4	18	40	
SM09509	SM09707	2020 BDKT R/L-K3C t max:20	1	20	20	125	20.4	20	44	
SM57258	SM57265	2020 BDKT R/L-K3C-T t max:20	2	20	20	125	20.4	20	-	
SM09516	SM09721	2525 BDKT R/L-K3C t max:22	1	25	25	150	25.4	22	50	
SM57173	SM57180	2525 BDKT R/L-K3C-T t max:22	2	25	25	150	25.4	22	-	
SM24601	SM25141	2525 BDKT R/L-K3C t max:25	1	25	25	150	25.4	25	54	
SM57197	SM57203	2525 BDKT R/L-K3C-T t max:25	2	25	25	150	25.4	25	-	
SM24625	SM25134	2525 BDKT R/L-K3C t max:40	1	25	25	170	25.4	40	84	
SM09530	SM09738	3232 BDKT R/L-K3C t max:22	1	32	32	170	32.4	22	76	MGM. 4C
SM09554	SM09752	2020 BDKT R/L-K4C t max:20	1	20	20	125	20.4	20	44	
SM57272	SM57289	2020 BDKT R/L-K4C-T t max:20	2	20	20	125	20.4	20	-	
SM27428	SM38844	2020 BDKT R/L-K4C t max:25	1	20	20	125	20.4	25	54	
SM09561	SM09769	2525 BDKT R/L-K4C t max:22	1	25	25	150	25.4	22	50	
SM24618	SM25127	2525 BDKT R/L-K4C t max:25	1	25	25	150	25.4	25	54	
SM24687	SM25110	2525 BDKT R/L-K4C t max:40	1	25	25	170	25.4	40	84	
SM09578	SM09776	3232 BDKT R/L-K4C t max:22	1	32	32	170	32.4	22	76	
SM09585	SM09783	2020 BDKT R/L-K5C t max:20	1	20	20	125	20.5	20	44	MGM. 5C
SM09592	SM09790	2525 BDKT R/L-K5C t max:25	1	25	25	150	25.5	25	54	
SM37830	SM37847	2525 BDKT R/L-K5C t max:40	1	25	25	170	25.5	40	84	
SM09608	SM09806	3232 BDKT R/L-K5C t max:25	1	32	32	170	32.5	25	82	MGM. 6C
SM09615	SM09813	2525 BDKT R/L-K6C t max:25	1	25	25	150	25.6	25	54	
SM09622	SM09820	3232 BDKT R/L-K6C t max:25	1	32	32	170	32.6	25	82	MGM. 8C
SM09646	SM09837	2525 BDKT R/L-K8C t max:25	1	25	25	150	25.6	25	54	
SM09639	SM09844	3232 BDKT R/L-K8C t max:27	1	32	32	170	32.8	27	86	


Descriptions	Master Insert*	Spare Parts	
		Screw 	Allen Key 
1212	MGM (2C - 3C)	BKTV M5x17-9211	SAK-AA4-9903
1616		BKTV M6x25-9215	
2020 - 3232	MGM (2C)	BKTV M6x25-9215	
2020 - 3232	MGM (3C - 8C)	BKTV M8x1x25-9232	




\*Suitable Insert brand is KRLY

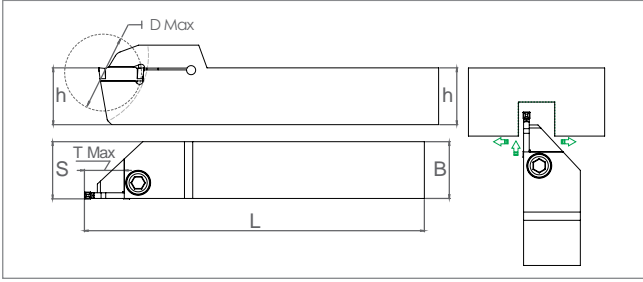





External Parting and Grooving Tools




Ordering Code		Item Designation	Dimensions (mm)					Master Insert*
Direction		BDRT R/L-MRMN (45)	h	B	L	S	t Max	
Right	Left							
SM47785	SM47792	2020 BDRT R/L-KR3C t max:2.8	20	20	125	23	2.8	MR.. 3C
SM47808	SM47815	2525 BDRT R/L-KR3C t max:2.8	25	25	150	28	2.8	
SM47822	SM47839	3232 BDRT R/L-KR3C t max:2.8	32	32	170	32.4	2.8	
SM47846	SM47853	2020 BDRT R/L-KR4C t max:2.8	20	20	125	23	2.8	MR.. 4C
SM47860	SM47877	2525 BDRT R/L-KR4C t max:2.8	25	25	150	28	2.8	
SM47884	SM47891	3232 BDRT R/L-KR4C t max:2.8	32	32	170	32.4	2.8	
SM47907	SM47914	2525 BDRT R/L-KR5C t max:2.8	25	25	150	28	2.8	MR.. 5C
SM47921	SM47938	3232 BDRT R/L-KR5C t max:2.8	32	32	170	32.4	2.8	
SM47952	SM47945	3232 BDRT R/L-KR6C t max:2.8	32	32	170	32.4	2.8	

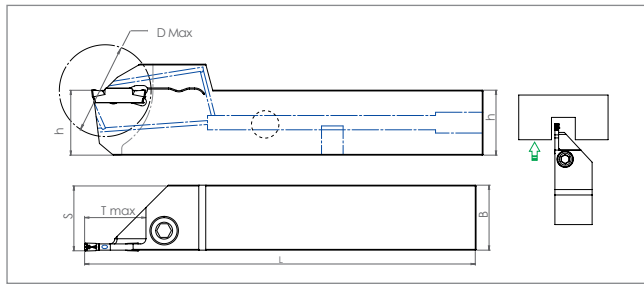
Descriptions	Master Insert*	Spare Parts	
		Screw 	Allen Key 
2020 - 3232	MRMN (3C - 6C)	BKTV M8x1x25-9232	SAK-AA4-9903




Ordering Code		Item Designation	Dimensions (mm)						Master Insert*
Direction		BDKT R/L-KGM	h	B	L	S	t Max	D Max	
Right	Left								
SM24656	SM24649	1212 BDKT R/L-KG2C t max:15	12	12	100	12.3	15	34	KGM.. 2C
SM25011	SM25059	1616 BDKT R/L-KG2C t max:18	16	16	125	16.3	18	40	
SM25004	SM25042	2020 BDKT R/L-KG2C t max:18	20	20	125	20.2	18	40	
SM24403	SM25097	2525 BDKT R/L-KG2C t max:18	25	25	150	25.2	18	46	
SM24991	SM25035	2020 BDKT R/L-KG3C t max:20	20	20	125	20.2	20	44	KGM.. 3C
SM24410	SM25080	2525 BDKT R/L-KG3C t max:22	25	25	150	25.2	22	50	
SM24984	SM25028	2020 BDKT R/L-KG4C t max:20	20	20	125	20.2	20	44	KGM.. 4C
SM24427	SM25073	2525 BDKT R/L-KG4C t max:22	25	25	150	25.2	22	50	
SM24434	SM25066	2525 BDKT R/L-KG5C t max:25	25	25	150	25.2	25	54	KGM.. 5C
SM24632	SM25103	2525 BDKT R/L-KG6C t max:25	25	25	150	25.2	25	54	



External Parting and Grooving Tools

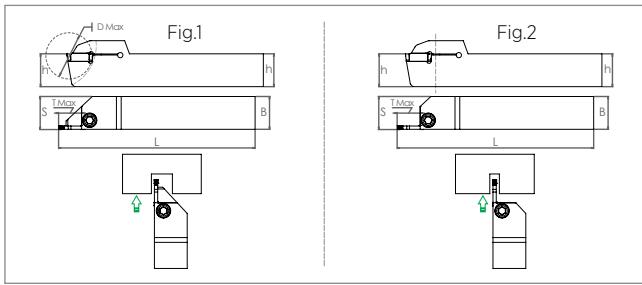
Descriptions	Master Insert*	Spare Parts	
		Screw 	Allen Key 
1212	KGM (2C)	BKTV M5x17-9211	SAK-AA4-9903
1616	KGM (3C)	BKTV M6x25-9215	
2020 - 2525	KGM (2C)	BKTV M6x25-9215	
2020 - 2525	KGM (3C - 6C)	BKTV M8x1x25-9232	






Ordering Code		Item Designation	Dimensions (mm)						Master Insert*
Direction		BDKT R/L DGN / GRIP	h	B	L	S	t Max	D Max	
Right	Left								
SM56220	SM56237	2525 BDKT R/L-ID3C t max:22-JC	25	25	150	25.3	22	50	DGN. 3C
SM56244	SM56251	2525 BDKT R/L-IG4C t max:22-JC	25	25	150	25.4	22	50	GRIP 4C

Cooling accessories are optional / See Page «K441» for cooling accessory.  
Soğutma ekipmanları opsiyoneldir / Bkz. Sayfa «K441» Soğutma aksesuarları için

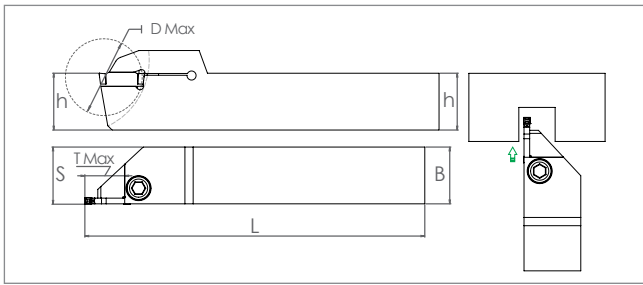
Descriptions	Master Insert*	Spare Parts	
		Screw	Allen Key
		2525	
	DGN / GRIP (3C - 4C)	BKTV M8x1x25-9232	SAK-AA4-9903







Ordering Code		Item Designation	Dimensions (mm)							Master Insert*
Direction		BDKT R/L DGN / GRIP / GIM / TGM	Fig.	h	B	L	S	t Max	D Max	
Right	Left									
SM09066	SM09196	1212 BDKT R/L-ID2C t max:15	1	12	12	100	12.3	15	34	DGN. 2C
SM09059	SM09172	1616 BDKT R/L-ID2C t max:18	1	16	16	125	16.3	18	40	
SM09035	SM09189	2020 BDKT R/L-ID2C t max:18	1	20	20	125	20.3	18	40	
SM09042	SM09202	2525 BDKT R/L-ID2C t max:18	1	25	25	150	25.3	18	46	DGN. 2.2C
SM47969	SM47976	2020 BDKT R/L-ID2.2C t max:18	1	20	20	125	20.3	18	40	
SM27787	SM52024	2525 BDKT R/L-ID2.2C t max:18	1	25	25	150	25.3	18	46	DGN. 3C
SM09103	SM09233	1212 BDKT R/L-ID3C t max:15	1	12	12	100	12.3	15	34	
SM09097	SM09219	1616 BDKT R/L-ID3C t max:18	1	16	16	125	16.4	18	40	
SM09073	SM09226	2020 BDKT R/L-ID3C t max:20	1	20	20	125	20.4	20	44	
SM57333	SM57340	2020 BDKT R/L-ID3C-T t max:20	2	20	20	125	20.4	20	-	
SM09080	SM09240	2525 BDKT R/L-ID3C t max:22	1	25	25	150	25.3	22	50	
SM57357	SM57364	2525 BDKT R/L-ID3C-T t max:22	2	25	25	150	25.3	22	-	
SM57296	SM57302	2525 BDKT R/L-ID3C t max:25	1	25	25	150	25.3	25	54	
SM57371	SM57388	2525 BDKT R/L-ID3C-T t max:25	2	25	25	150	25.3	25	-	
SM57319	SM57326	2525 BDKT R/L-ID3C t max:40	1	25	25	170	25.3	40	84	
SM09110	SM09257	3232 BDKT R/L-ID3C t max:22	1	32	32	170	32.4	22	76	GRIP 3C
SM47983	SM47990	1212 BDKT R/L-IG3C t max:15	1	12	12	100	12.3	15	34	
SM48003	SM48010	1616 BDKT R/L-IG3C t max:18	1	16	16	125	16.4	18	40	
SM48027	SM48034	2020 BDKT R/L-IG3C t max:20	1	20	20	125	20.4	20	44	
SM48041	SM48058	2525 BDKT R/L-IG3C t max:22	1	25	25	150	25.3	22	50	
SM48065	SM48072	3232 BDKT R/L-IG3C t max:22	1	32	32	170	32.4	22	76	GRIP 4C
SM09127	SM09141	2020 BDKT R/L-IG4C t max:20	1	20	20	125	20.3	20	44	
SM57395	SM57401	2020 BDKT R/L-IG4C-T t max:20	2	20	20	125	20.3	20	44	
SM09134	SM09264	2525 BDKT R/L-IG4C t max:22	1	25	25	150	25.4	22	50	
SM57456	SM57463	2525 BDKT R/L-IG4C-T t max:22	2	25	25	150	25.4	22	-	
SM57418	SM57425	2525 BDKT R/L-IG4C t max:25	1	25	25	150	25.4	25	54	GRIP 5C
SM57470	SM57487	2525 BDKT R/L-IG4C-T t max:25	2	25	25	150	25.4	25	-	
SM57432	SM57449	2525 BDKT R/L-IG4C t max:40	1	25	25	170	25.4	40	84	
SM09158	SM09271	3232 BDKT R/L-IG4C t max:22	1	32	32	170	32.6	22	76	GIM 3C
SM09165	SM09288	3232 BDKT R/L-IG5C t max:25	1	32	32	170	32.8	25	82	
SM38837	SM38820	1616 BDKT R/L-IGM3C t max:15	1	16	16	125	16.3	15	36	TGM 3C
SM38806	SM38813	2020 BDKT R/L-IGM3C t max:20	1	20	20	125	20.3	20	44	
SM38769	SM38752	2525 BDKT R/L-ITG3C-T t max:22	2	25	25	150	25.3	22	-	TGM 4C
SM57739	SM57777	2020 BDKT R/L-ITG3C-T t max:8	2	20	20	125	20.3	8	-	
SM57746	SM57784	2525 BDKT R/L-ITG3C-T t max:8	2	25	25	150	25.3	8	-	
SM57753	SM57791	2020 BDKT R/L-ITG4C-T t max:10	2	20	20	125	20.3	10	-	
SM57760	SM57807	2525 BDKT R/L-ITG4C-T t max:16	2	25	25	150	25.3	16	-	

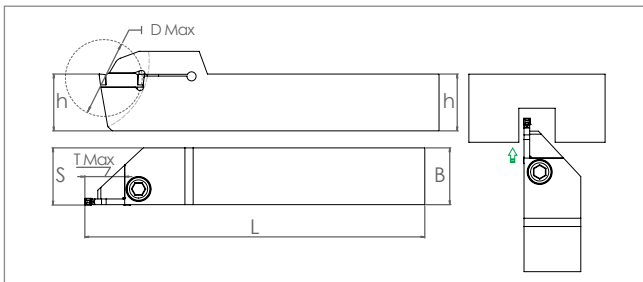
Descriptions	Master Insert*	Spare Parts	
		Screw	Allen Key
1212	DGN / GRIP (2C - 3C)		
1616		BKTV M5x17-9211	
2020 - 3232	DGN (2C - 2.2C)	BKTV M6x25-9215	
2020 - 3232	DGN / GRIP / GIM / TGM (3C - 5C)	BKTV M8x1x25-9232	


\*Suitable Insert brand is ISC





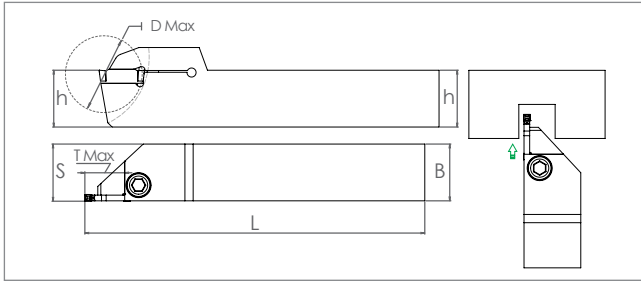
Ordering Code		Item Designation	Dimensions (mm)						Master Insert*
Direction		<i>BDKT R/L TGTC TDC</i>	<i>h</i>	<i>B</i>	<i>L</i>	<i>S</i>	<i>t Max</i>	<i>D Max</i>	
<i>Right</i>	<i>Left</i>								
SM10055	SM10154	1212 BDKT R/L-T2C t max:15	12	12	100	12.3	15	34	TDC. 2C
SM10062	SM10161	1616 BDKT R/L-T2C t max:18	16	16	125	16.3	18	40	
SM10079	SM10178	2020 BDKT R/L-T2C t max:18	20	20	125	20.3	18	40	
SM10086	SM10185	2525 BDKT R/L-T2C t max:18	25	25	150	25.3	18	46	
SM10093	SM10192	1212 BDKT R/L-T3C t max:15	12	12	100	12.3	15	34	TDC. 3C
SM10109	SM10208	1616 BDKT R/L-T3C t max:18	16	16	125	16.4	18	40	
SM10116	SM10215	2020 BDKT R/L-T3C t max:20	20	20	125	20.4	20	44	
SM10123	SM10222	2525 BDKT R/L-T3C t max:22	25	25	150	25.4	22	50	
SM10130	SM10239	2020 BDKT R/L-T4C t max:20	20	20	125	20.4	20	44	TDC. 4C
SM10147	SM10246	2525 BDKT R/L-T4C t max:22	25	25	150	25.4	22	50	

Descriptions	Master Insert*	Spare Parts	
		Screw	Allen Key
1212			
1616		BKTV M5x17-9211	
2020 - 2525	TDC (2C)	BKTV M6x25-9215	
2020 - 2525	TDC(3C - 4C)	BKTV M8x1x25-9232	
			SAK-AA4-9903



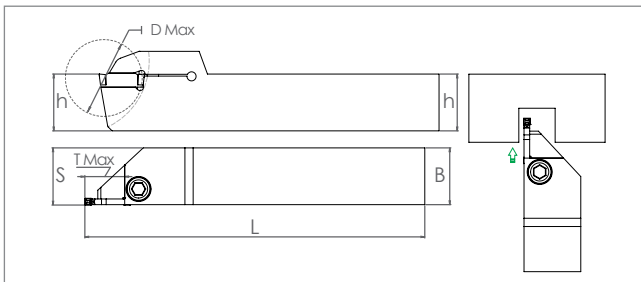
Ordering Code		Item Designation	Dimensions (mm)						Master Insert**
Direction		<i>BDKT R/L KYC GDM</i>	<i>h</i>	<i>B</i>	<i>L</i>	<i>S</i>	<i>t Max</i>	<i>D Max</i>	
<i>Right</i>	<i>Left</i>								
SM45231	SM45248	2020 BDKT R/L KYC2C t max:18	20	20	125	20.2	18	40	GDM 2020
SM45255	SM45262	2525 BDKT R/L KYC2C t max:18	25	25	150	25.2	18	46	
SM45279	SM45286	2020 BDKT R/L KYC3C t max:20	20	20	125	20.3	20	44	GDM 3020
SM45293	SM45309	2525 BDKT R/L KYC3C t max:22	25	25	150	25.3	22	50	
SM45316	SM45323	2020 BDKT R/L KYC4C t max:20	20	20	125	20.4	20	44	GDM 4020
SM45330	SM45347	2525 BDKT R/L KYC4C t max:22	25	25	150	25.4	22	50	

Descriptions	Master Insert**	Spare Parts	
		Screw	Allen Key
2020 - 2525	GDM (2C)		
2020 - 2525	GDM (3C - 4C)	BKTV M6x25-9215	
		BKTV M8x1x25-9232	SAK-AA4-9903



Ordering Code		Item Designation	Dimensions (mm)						Master Insert*
Direction		<i>BDKT R/L ZCC-CT ZT..</i>	<i>h</i>	<i>B</i>	<i>L</i>	<i>S</i>	<i>t Max</i>	<i>D Max</i>	
<i>Right</i>	<i>Left</i>								
SM10277	SM10376	1616 BDKT/R ZCC2-2C t max:18	16	16	125	16.3	18	40	ZTDB 2C
SM10253	SM10352	2020 BDKT/R ZCC2-2C t max:18	20	20	125	20.3	18	40	
SM10260	SM10369	2525 BDKT/R ZCC2-2C t max:18	25	25	150	25.3	18	46	ZTFD 3C
SM10307	SM10406	1616 BDKT/R ZCC2-3C t max:18	16	16	125	16.5	18	40	
SM10284	SM10383	2020 BDKT/R ZCC2-3C t max:20	20	20	125	20.3	20	44	ZTGD 4C
SM10291	SM10390	2525 BDKT/R ZCC2-3C t max:22	25	25	150	25.3	22	50	
SM10314	SM10413	2020 BDKT/R ZCC2-4C t max:20	20	20	125	20.5	20	44	ZTHD 5C
SM10321	SM10420	2525 BDKT/R ZCC2-4C t max:22	25	25	150	25.5	22	50	
SM10338	SM10437	2020 BDKT/R ZCC2-5C t max:22	20	20	125	20.5	22	50	ZTHD 5C
SM10345	SM10444	2525 BDKT/R ZCC2-5C t max:25	25	25	150	25.5	25	84	

Descriptions	Master Insert*	Spare Parts	
		Screw 	Allen Key 
1212	ZT..(2C - 3C)	BKTVM5x17-9211	SAK-AA4-9903
1616		BKTVM6x25-9215	
2020 - 2525	ZT.. (2C)	BKTVM6x25-9215	
2020 - 2525	ZT.. (3C - 5C)	BKTVM8x1x25-9232	

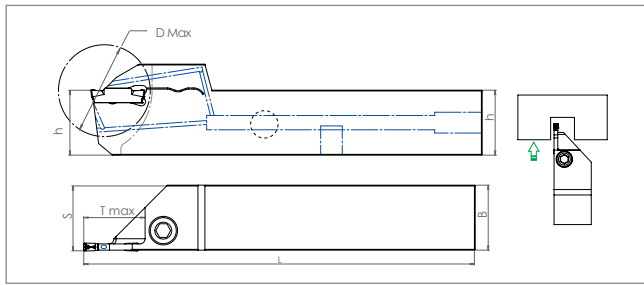



Ordering Code		Item Designation	Dimensions (mm)						Master Insert**
Direction		<i>BDKT R/L LMN GCTX</i>	<i>h</i>	<i>B</i>	<i>L</i>	<i>S</i>	<i>t Max</i>	<i>D Max</i>	
<i>Right</i>	<i>Left</i>								
SM25158	SM24960	1616 BDKT R/L-GC-LM-2C t max:18	16	16	125	16.2	18	40	GCTX 2C
SM24946	SM24922	2020 BDKT R/L-GC-LM-2C t max:18	20	20	125	20.2	18	40	
SM24908	SM24885	2525 BDKT R/L-GC-LM-2C t max:18	25	25	150	25.2	18	46	GCTX 3C
SM24977	SM24953	1616 BDKT R/L-GC-LM-3C t max:18	16	16	125	16.3	18	40	
SM24939	SM24915	2020 BDKT R/L-GC-LM-3C t max:20	20	20	125	20.3	20	44	GCTX 3C
SM24892	SM24878	2525 BDKT R/L-GC-LM-3C t max:22	25	25	150	25.3	22	50	

Descriptions	Master Insert**	Spare Parts	
		Screw 	Allen Key 
1616	GCTX (2C - 3C)	BKTVM6x25-9215	SAK-AA4-9903
2020 - 2525	GCTX (2C)	BKTVM6x25-9215	
2020 - 2525	GCTX (3C)	BKTVM8x1x25-9232	

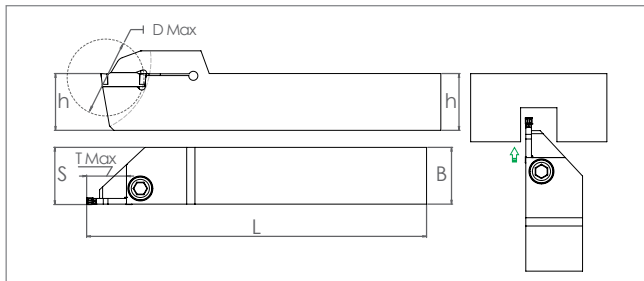
\*Suitable Insert brand is ZCC-CT






\*\*Suitable Insert brand is LMN



Ordering Code		Item Designation	Dimensions (mm)						Master Insert*
Direction		<i>BDKT R/L SDV123</i>	<i>h</i>	<i>B</i>	<i>L</i>	<i>S</i>	<i>t Max</i>	<i>D Max</i>	
<i>Right</i>	<i>Left</i>								
SM56268	SM56275	2525 BDKT R/L-SDV123-3C t max:22-JC	25	25	150	25.4	22	50	123-3C
SM56282	SM56299	2525 BDKT R/L-SDV123-4C t max:22-JC	25	25	150	25.4	22	50	123-4C

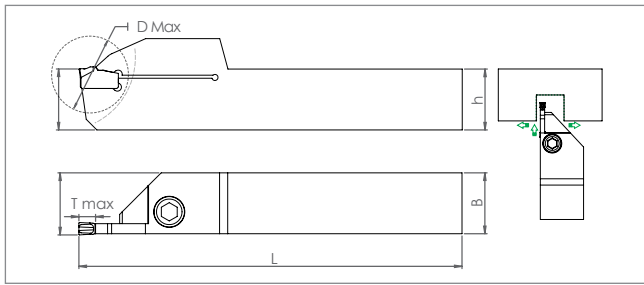
Cooling accessories are optional / See Page «K441» for cooling accessory.  
Soğutma ekipmanları opsiyoneldir / Bkz. Sayfa «K441» Soğutma aksesuarları için







Ordering Code		Item Designation	Dimensions (mm)						Master Insert*	
Direction		<i>BDKT R/L SDV123</i>	<i>h</i>	<i>B</i>	<i>L</i>	<i>S</i>	<i>t Max</i>	<i>D Max</i>		
<i>Right</i>	<i>Left</i>									
SM38707	SM38691	1212 BDKT R/L-SDV123-2C t max:15	12	12	100	12.3	15	34	123-2C	
SM09875	SM09950	1616 BDKT R/L-SDV123-2C t max:18	16	16	125	16.3	18	40		
SM09851	SM09967	2020 BDKT R/L-SDV123-2C t max:18	20	20	125	20.3	18	40		
SM09868	SM09974	2525 BDKT R/L-SDV123-2C t max:18	25	25	150	25.3	18	46		
SM38677	SM38684	1212 BDKT R/L-SDV123-3C t max:15	12	12	100	12.3	15	34	123-3C	
SM09899	SM10000	1616 BDKT R/L-SDV123-3C t max:18	16	16	125	16.4	18	40		
SM09882	SM09998	2020 BDKT R/L-SDV123-3C t max:20	20	20	125	20.4	20	44		
SM09905	SM09981	2525 BDKT R/L-SDV123-3C t max:22	25	25	150	25.4	22	50		
SM57814	SM57838	2525 BDKT R/L-SDV123-3C t max:25		25	25	150	25.4	25	50	123-4C
SM57821	SM57845	2525 BDKT R/L-SDV123-3C t max:40		25	25	170	25.4	40	50	
SM09912	SM10017	2020 BDKT R/L-SDV123-4C t max:20	20	20	125	20.4	20	44		
SM09929	SM10024	2525 BDKT R/L-SDV123-4C t max:22	25	25	150	25.4	22	50		
SM57852	SM57876	2525 BDKT R/L-SDV123-4C t max:25		25	25	150	25.4	25	50	123-5C
SM57869	SM57883	2525 BDKT R/L-SDV123-4C t max:40		25	25	170	25.4	40	50	
SM09936	SM10031	2020 BDKT R/L-SDV123-5C t max:22	20	20	125	20.5	22	50		
SM09943	SM10048	2525 BDKT R/L-SDV123-5C t max:25	25	25	150	25.5	25	54		

Descriptions	Master Insert*	Spare Parts	
		Screw	Allen Key
1212	123 (2C - 3C)	BKTV M5x17-9211	SAK-AA4-9903
1616	123 (2C - 5C)	BKTV M6x25-9215	
2020 - 2525	123 (2C)	BKTV M6x25-9215	
2020 - 2525	123 (3C - 5C)	BKTV M8x1x25-9232	

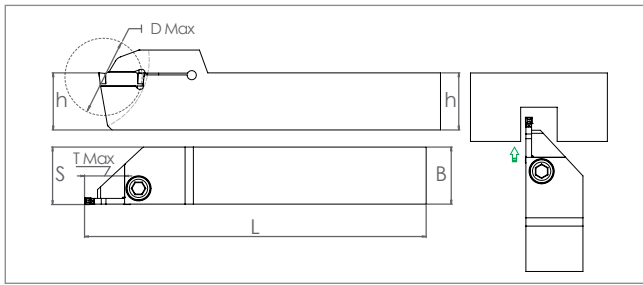





Ordering Code		Item Designation	Dimensions (mm)							Master Insert*
Direction		<i><b>BDKT R/L SDV151.2</b></i>	<i>h</i>	<i>B</i>	<i>L</i>	<i>S</i>	<i>t Max</i>	<i>D Max</i>		
<i>Right</i>	<i>Left</i>									
SM48089	SM48096	1616 BDKT R/L SDV 151.2 2C t max:18	16	16	125	16.2	18	40	151.2-2C	
SM48102	SM48119	2020 BDKT R/L SDV 151.2 2C t max:18	20	20	125	20.2	18	40		
SM48126	SM48133	2525 BDKT R/L SDV 151.2 2C t max:18	25	25	150	25.2	18	46	151.2-3C	
SM48140	SM48157	1616 BDKT R/L SDV 151.2 3C t max:18	16	16	125	16.3	18	40		
SM48164	SM48171	2020 BDKT R/L SDV 151.2 3C t max:20	20	20	125	20.3	20	44	151.2-4C	
SM48188	SM48195	2525 BDKT R/L SDV 151.2 3C t max:22	25	25	150	25.3	22	50		
SM48201	SM48218	1616 BDKT R/L SDV 151.2 4C t max:18	16	16	125	16.4	18	40	151.2-5C	
SM48225	SM48232	2020 BDKT R/L SDV 151.2 4C t max:20	20	20	125	20.4	20	44		
SM48256	SM48263	2525 BDKT R/L SDV 151.2 4C t max:22	25	25	150	25.4	22	50	151.2-5C	
SM48294	SM48300	2020 BDKT R/L SDV 151.2 5C t max:20	20	20	125	20.5	20	44		
SM48287	SM48270	2525 BDKT R/L SDV 151.2 5C t max:25	25	25	150	25.5	25	54		




Descriptions	Master Insert*	Spare Parts	
		<i>Screw</i> 	<i>Allen Key</i> 
1616	151.2 (2C - 5C)	BKTV M6x25-9215	SAK-AA4-9903
2020 - 2525	151.2 (2C)	BKTV M6x25-9215	
2020 - 2525	151.2 (3C - 5C)	BKTV M8x1x25-9232	

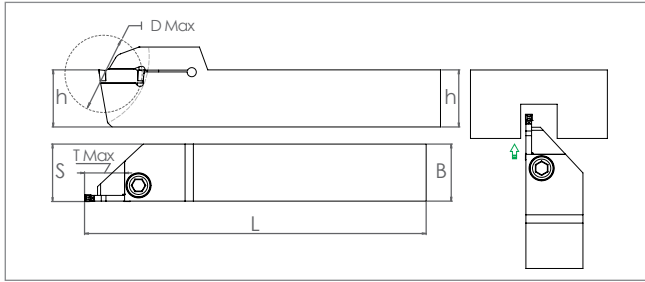




External Parting and Grooving Tools




Ordering Code		Item Designation	Dimensions (mm)						Master Insert*
Direction		<i>BDKT R/L WLTR/CRTZ ..GX16 / ..GX24</i>	<i>h</i>	<i>B</i>	<i>L</i>	<i>S</i>	<i>t Max</i>	<i>D Max</i>	
<i>Right</i>	<i>Left</i>								
SM45811	SM45828	2020 BDKT R/L 2GX16 t max:18	20	20	125	20.2	18	40	2GX16
SM45897	SM45903	2525 BDKT R/L 2GX16 t max:18	25	25	150	25.2	18	46	
SM45835	SM45842	2020 BDKT R/L 3GX16 t max:20	20	20	125	20.2	20	44	3GX16
SM45910	SM45927	2525 BDKT R/L 3GX16 t max:22	25	25	150	25.2	22	50	
SM45859	SM45866	2020 BDKT R/L 2GX24 t max:18	20	20	125	20.3	18	40	2GX24
SM45934	SM45941	2525 BDKT R/L 2GX24 t max:18	25	25	150	25.3	18	46	
SM45873	SM45880	2020 BDKT R/L 3GX24 t max:20	20	20	125	20.3	20	44	3GX24
SM45958	SM45965	2525 BDKT R/L 3GX24 t max:22	25	25	150	25.3	22	50	
SM45972	SM45989	2525 BDKT R/L 4GX24 t max:22	25	25	150	25.5	22	50	4GX24

Descriptions	Master Insert*	Spare Parts	
		Screw 	Allen Key 
2020 - 2525	..GX16 - ..GX24 (2C)	BKTV M6x25-9215	SAK-AA4-9903
2020 - 2525	..GX16 - ..GX24 (3C - 4C)	BKTV M8x1x25-9232	

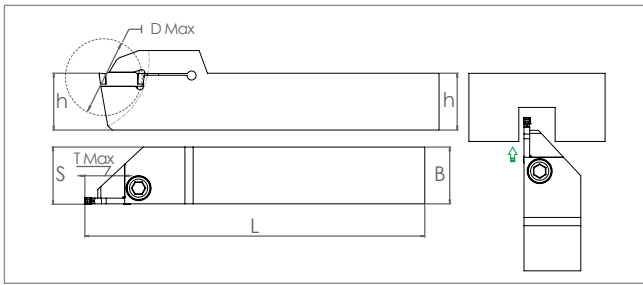



Ordering Code		Item Designation	Dimensions (mm)						Master Insert*
Direction			<i>h</i>	<i>B</i>	<i>L</i>	<i>S</i>	<i>t</i> <i>Max</i>	<i>D</i> <i>Max</i>	
<i>Right</i>	<i>Left</i>	<b>BDKT R/L SMTM GCM</b>							
SM24762	SM24717	1212 BDKT R/L-SM-GCM-2C t max:15	12	12	100	12.2	15	34	GCM-2C
SM24847	SM24823	1616 BDKT R/L-SM-GCM-2C t max:18	16	16	125	16.2	18	40	
SM24793	SM24786	2020 BDKT R/L-SM-GCM-2C t max:18	20	20	125	20.2	18	40	
SM24755	SM24731	2525 BDKT R/L-SM-GCM-2C t max:18	25	25	150	25.2	18	46	
SM24861	SM24854	1212 BDKT R/L-SM-GCM-3C t max:15	12	12	100	12.2	15	34	GCM-3C
SM24830	SM24816	1616 BDKT R/L-SM-GCM-3C t max:15	16	16	125	16.3	15	36	
SM24809	SM24779	2020 BDKT R/L-SM-GCM-3C t max:20	20	20	125	20.3	20	44	
SM24748	SM24724	2525 BDKT R/L-SM-GCM-3C t max:22	25	25	150	25.3	22	50	




External Parting  
and Grooving Tools

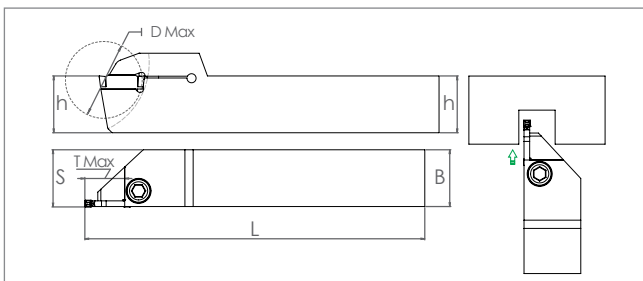
Descriptions	Master Insert*	Spare Parts	
		Screw 	Allen Key 
1212	GCM (2C - 3C)	BKTV M5x17-9211	SAK-AA4-9903
1616	GCM (2C - 3C)	BKTV M6x25-9215	
2020 - 2525	GCM (2C)	BKTV M6x25-9215	
2020 - 2525	GCM (3C)	BKTV M8x1x25-9232	


\*Suitable Insert brand is SMTM






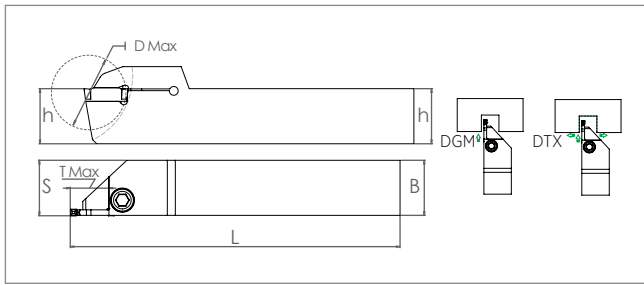
Ordering Code		Item Designation	Dimensions (mm)						Master Insert*
Direction		<i><b>BDKT R/L HRN S229</b></i>	<i>h</i>	<i>B</i>	<i>L</i>	<i>S</i>	<i>t Max</i>	<i>D Max</i>	
<i>Right</i>	<i>Left</i>								
SM08878	SM08953	2020 BDKT R/L-H-S229-2C t max:18	20	20	125	20.5	18	40	S229-2C
SM08885	SM08960	2525 BDKT R/L-H-S229-2C t max:18	25	25	150	25.5	18	46	S229-2C
SM08892	SM08977	2020 BDKT R/L-H-S229-3C t max:20	20	20	125	20.5	20	44	S229-3C
SM08908	SM08984	2525 BDKT R/L-H-S229-3C t max:22	25	25	150	25.5	22	50	S229-3C
SM08915	SM08991	2020 BDKT R/L-H-S229-4C t max:20	20	20	125	20.5	20	44	S229-4C
SM08922	SM09004	2525 BDKT R/L-H-S229-4C t max:22	25	25	150	25.5	22	50	S229-4C
SM08946	SM09011	2020 BDKT R/L-H-S229-5C t max:20	20	20	125	20.5	20	44	S229-5C
SM08939	SM09028	2525 BDKT R/L-H-S229-5C t max:25	25	25	150	25.5	25	54	S229-5C


Descriptions	Master Insert*	Spare Parts	
		Screw 	Allen Key 
2020 - 2525	S229 (2C)	BKTV M6x25-9215	SAK-AA4-9903
2020 - 2525	S229 (3C - 5C)	BKTV M8x1x25-9232	






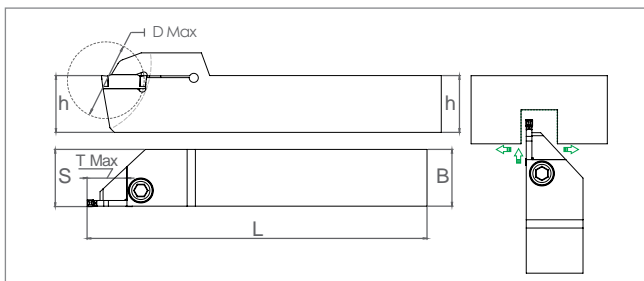
Ordering Code		Item Designation	Dimensions (mm)						Master Insert*
Direction		<i><b>BDKT R/L K.HRN S224</b></i>	<i>h</i>	<i>B</i>	<i>L</i>	<i>S</i>	<i>t Max</i>	<i>D Max</i>	
<i>Right</i>	<i>Left</i>								
SM09295	SM09370	2020 BDKT R/L-HK-S224-2C t max:18	20	20	125	20.3	18	40	S224-2C
SM09301	SM09387	2525 BDKT R/L-HK-S224-2C t max:18	25	25	150	25.3	18	46	S224-2C
SM09318	SM09394	2020 BDKT R/L-HK-S224-3C t max:20	20	20	125	20.4	20	44	S224-3C
SM09325	SM09400	2525 BDKT R/L-HK-S224-3C t max:22	25	25	150	25.4	22	50	S224-3C
SM09332	SM09417	2020 BDKT R/L-HK-S224-4C t max:20	20	20	125	20.4	20	44	S224-4C
SM09349	SM09424	2525 BDKT R/L-HK-S224-4C t max:22	25	25	150	25.4	22	50	S224-4C
SM09356	SM09431	2020 BDKT R/L-HK-S224-5C t max:20	20	20	125	20.4	20	44	S224-5C
SM09363	SM09448	2525 BDKT R/L-HK-S224-5C t max:25	25	25	150	25.4	25	50	S224-5C


Descriptions	Master Insert*	Spare Parts	
		Screw 	Allen Key 
2020 - 2525	S224 (2C)	BKTV M6x25-9215	SAK-AA4-9903
2020 - 2525	S224 (3C - 5C)	BKTV M8x1x25-9232	






Ordering Code		Item Designation	Dimensions (mm)							Master Insert*
Direction		<i>BDKT R/L TNGLY</i> <i>DGM / DTX</i>	<i>h</i>	<i>B</i>	<i>L</i>	<i>S</i>	<i>t</i> <i>Max</i>	<i>D</i> <i>Max</i>		
<i>Right</i>	<i>Left</i>									
SM57494	SM57555	2020 BDKT R/L-DG2C t max:18	20	20	125	20.3	18	40	DGM / DTX 2C	
SM57500	SM57562	2525 BDKT R/L-DG2C t max:18	25	25	150	25.3	18	46	DGM / DTX 2C	
SM57517	SM57579	2020 BDKT R/L-DG3C t max:20	20	20	125	20.4	20	44	DGM / DTX 3C	
SM57524	SM57586	2525 BDKT R/L-DG3C t max:22	25	25	150	25.4	22	50	DGM / DTX 3C	
SM57531	SM57593	2020 BDKT R/L-DG4C t max:20	20	20	125	20.4	20	44	DGM / DTX 4C	
SM57548	SM57609	2525 BDKT R/L-DG4C t max:22	25	25	150	25.4	22	50	DGM / DTX 4C	

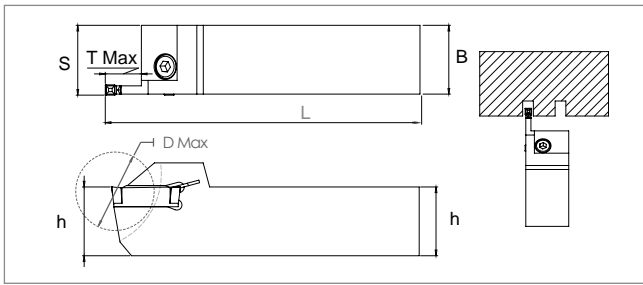
Descriptions	Master Insert*	Spare Parts	
		<i>Screw</i> 	<i>Allen Key</i> 
2020 - 2525	DTM / DTX (2C)	BKTV M6x25-9215	SAK-AA4-9903
2020 - 2525	DTM / DTX (3C - 4C)	BKTV M8x1x25-9232	







Ordering Code		Item Designation	Dimensions (mm)							Master Insert**
Direction		<i>BDKT R/L KNMTL</i> <i>A4</i>	<i>h</i>	<i>B</i>	<i>L</i>	<i>S</i>	<i>t</i> <i>Max</i>	<i>D</i> <i>Max</i>		
<i>Right</i>	<i>Left</i>									
SM57616	SM57678	2020 BDKT R/L-A4-2C t max:18	20	20	125	20.3	18	40	A4 2C	
SM57623	SM57685	2525 BDKT R/L-A4-2C t max:18	25	25	150	25.3	18	46	A4 2C	
SM57630	SM57692	2020 BDKT R/L-A4-3C t max:20	20	20	125	20.4	20	44	A4 3C	
SM57647	SM57708	2525 BDKT R/L-A4-3C t max:22	25	25	150	25.4	22	50	A4 3C	
SM57654	SM57715	2020 BDKT R/L-A4-4C t max:20	20	20	125	20.4	20	44	A4 4C	
SM57661	SM57722	2525 BDKT R/L-A4-4C t max:22	25	25	150	25.4	22	50	A4 4C	

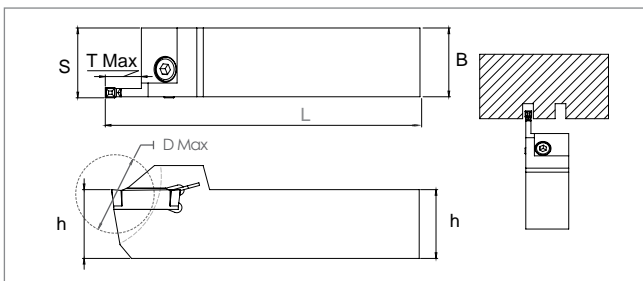
Descriptions	Master Insert**	Spare Parts	
		<i>Screw</i> 	<i>Allen Key</i> 
2020 - 2525	A4 (2C)	BKTV M6x25-9215	SAK-AA4-9903
2020 - 2525	A4 (3C - 4C)	BKTV M8x1x25-9232	


\*Suitable Insert brand is TNGLY  
\*\*Suitable Insert brand is KNMTL






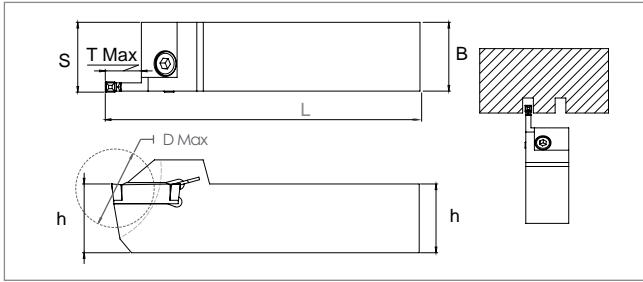
Ordering Code		Item Designation	Dimensions (mm)						Master Insert*
Direction		<i>BDKT R/L TGTC TDC SWISS TYPE</i>	<i>h</i>	<i>B</i>	<i>L</i>	<i>S</i>	<i>t Max</i>	<i>D Max</i>	
<i>Right</i>	<i>Left</i>								
SM48430	SM48447	1010 BDKT R/L T2C K.O t max:10	10	10	120	10.20	10	24	TDC 2C
SM39605	SM48454	1212 BDKT R/L T2C K.O t max:10	12	12	120	12.20	10	34	
SM48461	SM48478	1616 BDKT R/L T2C K.O t max:16	16	16	120	16.20	16	36	


Descriptions	Master Insert*	Spare Parts	
		Screw	Allen Key
1010 - 1212	TDC (2C)		
1616		SSV M3.5x14-9512 SSV M4x14-9516	






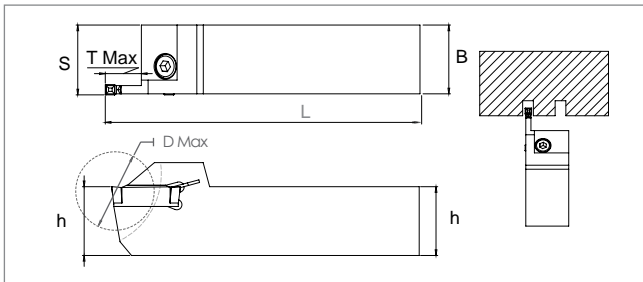
Ordering Code		Item Designation	Dimensions (mm)						Master Insert**
Direction		<i>BDKT R/L DGN SWISS TYPE</i>	<i>h</i>	<i>B</i>	<i>L</i>	<i>S</i>	<i>t Max</i>	<i>D Max</i>	
<i>Right</i>	<i>Left</i>								
SM40052	SM40069	1212 BDKT R/L ID2C K.O t max:10	12	12	120	12.20	10	34	DGN 2C
SM40038	SM40045	1616 BDKT R/L ID2C K.O t max:16	16	16	120	16.20	16	36	
SM38448	SM38493	1010 BDKT R/L ID3C K.O t max:10	10	10	120	10.20	10	24	DGN 3C
SM38455	SM38509	1212 BDKT R/L ID3C K.O t max:10	12	12	120	12.20	10	34	
SM38462	SM38523	1616 BDKT R/L ID3C K.O t max:16	16	16	120	16.20	16	36	


Descriptions	Master Insert**	Spare Parts	
		Screw	Allen Key
1010 - 1212	DGN (2C - 3C)		
1616		SSV M3.5x14-9512 SSV M4x14-9516	






Ordering Code		Item Designation	Dimensions (mm)						Master Insert*
Direction		<i>BDKT R/L KRLY MGM. SWISS TYPE</i>	h	B	L	S	t Max	D Max	
Right	Left								
SM48317	SM48324	1010 BDKT R/L K2C K.O t max:10	10	10	120	10.20	10	24	MGM. 2C
SM48331	SM48348	1212 BDKT R/L K2C K.O t max:10	12	12	120	12.20	10	34	
SM48362	SM48355	1616 BDKT R/L K2C K.O t max:16	16	16	120	16.20	16	36	
SM48386	SM48379	1010 BDKT R/L K3C K.O t max:10	10	10	120	10.20	10	24	MGM. 3C
SM48393	SM48409	1212 BDKT R/L K3C K.O t max:10	12	12	120	12.20	10	34	
SM48416	SM48423	1616 BDKT R/L K3C K.O t max:16	16	16	120	16.20	16	36	

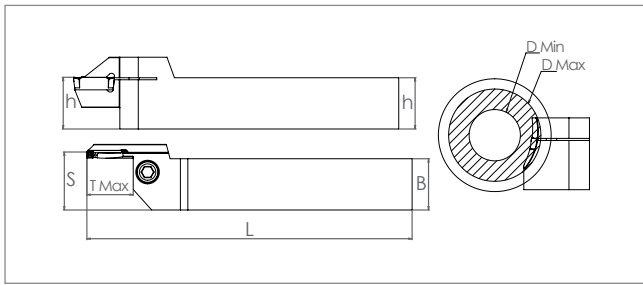
Descriptions	Master Insert*	Spare Parts	
		Screw	Allen Key
1010 - 1212	MGM. (2C - 3C)		
1616		SSV M3.5x14-9512	
		SSV M4x14-9516	STK-T15-9910




Ordering Code		Item Designation	Dimensions (mm)						Master Insert**
Direction		<i>BDKT R/L KRLY KGM. SWISS TYPE</i>	h	B	L	S	t Max	D Max	
Right	Left								
SM38363	SM38394	1010 BDKT R/L KGM2C K.O t max:10	10	10	120	10.20	10	24	KGM. 2C
SM38370	SM38400	1212 BDKT R/L KGM2C K.O t max:10	12	12	120	12.20	10	34	
SM38387	SM38417	1616 BDKT R/L KGM2C K.O t max:16	16	16	120	16.20	16	36	




Descriptions	Master Insert*	Spare Parts	
		Screw	Allen Key
1010 - 1212	KGM. (2C)		
1616		SSV M3.5x14-9512	
		SSV M4x14-9516	STK-T15-9910

\*Suitable Insert brand is KRLY



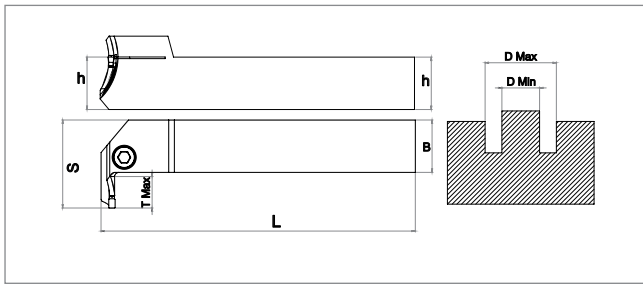
External Parting and Grooving Tools


Ordering Code	Item Designation	Dimensions (mm)							Master Insert*
		<i>h</i>	<i>B</i>	<i>L</i>	<i>S</i>	<i>t<sub>max</sub></i>	$\varnothing D_{min}$	$\varnothing D_{max}$	
<i>Direction</i>	<b>A TYPE FACE GROOVING</b>								
<i>Right</i>	<b>BDKT-A MGM.</b>								
SM10543	2525 BDKT-A K3C (Ø24-36) t max:17	25	25	150	26.5	17	24	36	MGM. 3C
SM10567	2525 BDKT-A K3C (Ø36-48) t max:17	25	25	150	26.5	17	36	48	
SM10550	2525 BDKT-A K3C (Ø48-70) t max:17	25	25	150	26.5	17	48	70	
SM10536	2525 BDKT-A K3C (Ø70-110) t max:17	25	25	150	26.5	17	70	110	
SM10512	2525 BDKT-A K3C (Ø100-150) t max:17	25	25	150	26.5	17	100	150	
SM10529	2525 BDKT-A K3C (Ø150-200) t max:17	25	25	150	26.5	17	150	200	
SM39643	2525 BDKT-A K3C (Ø200-350) t max:17	25	25	150	26.5	17	200	350	
SM39650	2525 BDKT-A K3C (Ø300-500) t max:17	25	25	150	26.5	17	300	500	
SM10581	2525 BDKT-A K4C (Ø24-36) t max:22	25	25	150	26.5	22	24	36	MGM. 4C
SM10604	2525 BDKT-A K4C (Ø36-48) t max:22	25	25	150	26.5	22	36	48	
SM10598	2525 BDKT-A K4C (Ø48-70) t max:22	25	25	150	26.5	22	48	70	
SM10574	2525 BDKT-A K4C (Ø70-110) t max:22	25	25	150	26.5	22	70	110	
SM10628	2525 BDKT-A K4C (Ø100-150) t max:22	25	25	150	26.5	22	100	150	
SM10611	2525 BDKT-A K4C (Ø150-200) t max:22	25	25	150	26.5	22	150	200	
SM39667	2525 BDKT-A K4C (Ø200-350) t max:22	25	25	150	26.5	22	200	350	
SM39674	2525 BDKT-A K4C (Ø300-500) t max:22	25	25	150	26.5	22	300	500	
SM10635	2525 BDKT-A K5C (Ø36-48) t max:25	25	25	150	26.5	25	36	48	MGM. 5C
SM10659	2525 BDKT-A K5C (Ø48-70) t max:25	25	25	150	26.5	25	48	70	
SM10666	2525 BDKT-A K5C (Ø70-110) t max:25	25	25	150	26.5	25	70	110	
SM10673	2525 BDKT-A K5C (Ø100-150) t max:25	25	25	150	26.5	25	100	150	
SM10680	2525 BDKT-A K5C (Ø150-200) t max:25	25	25	150	26.5	25	150	200	
SM39681	2525 BDKT-A K5C (Ø200-350) t max:25	25	25	150	26.5	25	200	350	
SM39803	2525 BDKT-A K5C (Ø300-500) t max:25	25	25	150	26.5	25	300	500	

Descriptions	Master Insert*	Spare Parts	
		Screw	Allen Key
2525	 MGM (3C - 5C)	 BKTV M8x1x25-9232	 SAK-AA4-9903






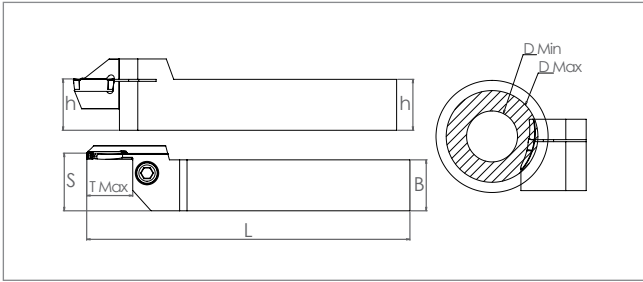
# L TYPE FACE GROOVING



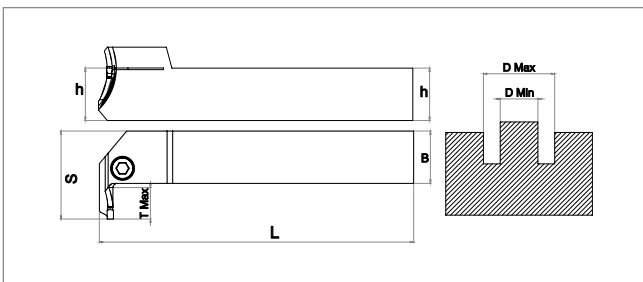
Ordering Code	Item Designation	Dimensions (mm)							Master Insert*
<i>Direction</i>	<b>L TYPE FACE GROOVING</b>	<i>h</i>	<i>B</i>	<i>L</i>	<i>s</i>	<i>t max</i>	$\varnothing D_{min}$	$\varnothing D_{max}$	
<i>Right</i>	<b>BDKT-LT MGM.</b>								
SM37854	2525 BDKT-LT K3C (Ø24-36) t max:17	25	25	150	26.5	17	24	36	MGM. 3C
SM34624	2525 BDKT-LT K3C (Ø36-48) t max:17	25	25	150	26.5	17	36	48	
SM34631	2525 BDKT-LT K3C (Ø48-70) t max:17	25	25	150	26.5	17	48	70	
SM34648	2525 BDKT-LT K3C (Ø70-110) t max:17	25	25	150	26.5	17	70	110	
SM34655	2525 BDKT-LT K3C (Ø100-150) t max:17	25	25	150	26.5	17	100	150	
SM34662	2525 BDKT-LT K3C (Ø150-200) t max:17	25	25	150	26.5	17	150	200	
SM39766	2525 BDKT-LT K3C (Ø200-350) t max:17	25	25	150	26.5	17	200	350	
SM39773	2525 BDKT-LT K3C (Ø300-500) t max:17	25	25	150	26.5	17	300	500	MGM. 4C
SM37861	2525 BDKT-LT K4C (Ø36-48) t max:20	25	25	150	26.5	20	36	48	
SM37878	2525 BDKT-LT K4C (Ø48-70) t max:20	25	25	150	26.5	20	48	70	
SM34679	2525 BDKT-LT K4C (Ø70-110) t max:20	25	25	150	26.5	20	70	110	
SM34686	2525 BDKT-LT K4C (Ø100-150) t max:20	25	25	150	26.5	20	100	150	
SM34693	2525 BDKT-LT K4C (Ø150-200) t max:20	25	25	150	26.5	20	150	200	
SM39780	2525 BDKT-LT K4C (Ø200-350) t max:20	25	25	150	26.5	20	200	350	
SM39797	2525 BDKT-LT K4C (Ø300-500) t max:20	25	25	150	26.5	20	300	500	

External Parting and Grooving Tools

Descriptions	Master Insert*	Spare Parts	
		Screw	Allen Key
2525	MGM (3C - 4C)	 BKTV M8x1x25-9232	 SAK-AA4-9903



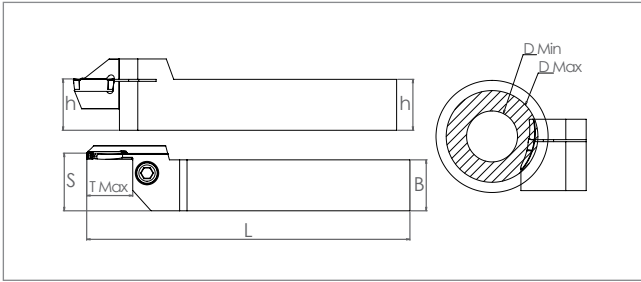
Ordering Code	Item Designation	Dimensions (mm)							Master Insert*	
<i>Direction</i>	<b>A TYPE FACE GROOVING</b>									
<i>Right</i>	<b>BDKT-A ZT.. ZCC-CT</b>	<i>h</i>	<i>B</i>	<i>L</i>	<i>S</i>	<i>t max</i>	<i>øD min</i>	<i>øD max</i>		
SM34402	2525 BDKT-A ZT 3C (Ø24-36) t max:17	25	25	150	26.5	17	24	36	ZTFD 3C	
SM34419	2525 BDKT-A ZT 3C (Ø36-48) t max:17	25	25	150	26.5	17	36	48		
SM34426	2525 BDKT-A ZT 3C (Ø48-70) t max:17	25	25	150	26.5	17	48	70		
SM34433	2525 BDKT-A ZT 3C (Ø70-110) t max:17	25	25	150	26.5	17	70	110		
SM34440	2525 BDKT-A ZT 3C (Ø100-150) t max:17	25	25	150	26.5	17	100	150		
SM34457	2525 BDKT-A ZT 3C (Ø150-200) t max:17	25	25	150	26.5	17	150	200		
SM39810	2525 BDKT-A ZT 3C (Ø200-350) t max:17	25	25	150	26.5	17	200	350	ZTFD 3C	
SM39827	2525 BDKT-A ZT 3C (Ø300-500) t max:17	25	25	150	26.5	17	300	500		
SM34464	2525 BDKT-A ZT 4C (Ø36-48) t max:22	25	25	150	26.5	22	36	48		ZTFD 3C
SM34471	2525 BDKT-A ZT 4C (Ø48-70) t max:22	25	25	150	26.5	22	48	70		
SM34488	2525 BDKT-A ZT 4C (Ø70-110) t max:22	25	25	150	26.5	22	70	110		
SM34495	2525 BDKT-A ZT 4C (Ø100-150) t max:22	25	25	150	26.5	22	100	150		
SM34501	2525 BDKT-A ZT 4C (Ø150-200) t max:22	25	25	150	26.5	22	150	200		
SM39834	2525 BDKT-A ZT 4C (Ø200-350) t max:22	25	25	150	26.5	22	200	350		
SM39841	2525 BDKT-A ZT 4C (Ø300-500) t max:22	25	25	150	26.5	22	300	500		




Ordering Code	Item Designation	Dimensions (mm)							Master Insert*	
<i>Direction</i>	<b>L TYPE FACE GROOVING</b>									
<i>Right</i>	<b>BDKT-LT ZT. ZCC-CT</b>	<i>h</i>	<i>B</i>	<i>L</i>	<i>S</i>	<i>t max</i>	<i>øD min</i>	<i>øD max</i>		
SM34518	2525 BDKT-LT ZT 3C (Ø24-36) t max:17	25	25	150	26.5	17	24	36	ZTFD 3C	
SM34525	2525 BDKT-LT ZT 3C (Ø36-48) t max:17	25	25	150	26.5	17	36	48		
SM34532	2525 BDKT-LT ZT 3C (Ø48-70) t max:17	25	25	150	26.5	17	48	70		
SM34549	2525 BDKT-LT ZT 3C (Ø70-110) t max:17	25	25	150	26.5	17	70	110		
SM34556	2525 BDKT-LT ZT 3C (Ø100-150) t max:17	25	25	150	26.5	17	100	150		
SM34563	2525 BDKT-LT ZT 3C (Ø150-200) t max:17	25	25	150	26.5	17	150	200		
SM39728	2525 BDKT-LT ZT 3C (Ø200-350) t max:17	25	25	150	26.5	17	200	350	ZTFD 3C	
SM39735	2525 BDKT-LT ZT 3C (Ø300-500) t max:17	25	25	150	26.5	17	300	500		
SM34570	2525 BDKT-LT ZT 4C (Ø36-48) t max:20	25	25	150	26.5	20	36	48		ZTFD 3C
SM34587	2525 BDKT-LT ZT 4C (Ø48-70) t max:20	25	25	150	26.5	20	48	70		
SM34594	2525 BDKT-LT ZT 4C (Ø70-110) t max:20	25	25	150	26.5	20	70	110		
SM34600	2525 BDKT-LT ZT 4C (Ø100-150) t max:20	25	25	150	26.5	20	100	150		
SM34617	2525 BDKT-LT ZT 4C (Ø150-200) t max:20	25	25	150	26.5	20	150	200		
SM39742	2525 BDKT-LT ZT 4C (Ø200-350) t max:20	25	25	150	26.5	20	200	350		
SM39759	2525 BDKT-LT ZT 4C (Ø300-500) t max:20	25	25	150	26.5	20	300	500		




Descriptions	Master Insert*	Spare Parts	
		Screw	Allen Key
2525	 ZT.. (3C - 4C)	 BKT V M8x1x25-9232	 SAK-AA4-9903

# L TYPE FACE GROOVING



Ordering Code	Item Designation	Dimensions (mm)								Master Insert*
		<i>h</i>	<i>B</i>	<i>L</i>	<i>S</i>	<i>t<sub>max</sub></i>	$\varnothing D_{min}$	$\varnothing D_{max}$		
<i>Direction</i>	<b>A TYPE FACE GROOVING</b>									
<i>Right</i>	<b>BDKT-A GRIP</b>									
SM10505	2525 BDKT-A I4C (Ø24-36) t max:22	25	25	150	26.5	22	24	36	DGN. 4C	
SM10468	2525 BDKT-A I4C (Ø36-48) t max:22	25	25	150	26.5	22	36	48		
SM10475	2525 BDKT-A I4C (Ø48-70) t max:22	25	25	150	26.5	22	48	70		
SM10482	2525 BDKT-A I4C (Ø70-110) t max:22	25	25	150	26.5	22	70	110		
SM10499	2525 BDKT-A I4C (Ø100-150) t max:22	25	25	150	26.5	22	100	150		
SM10451	2525 BDKT-A I4C (Ø150-200) t max:22	25	25	150	26.5	22	150	200		
SM39704	2525 BDKT-A I4C (Ø200-350) t max:22	25	25	150	26.5	22	200	350		
SM39711	2525 BDKT-A I4C (Ø300-500) t max:22	25	25	150	26.5	22	300	500		

External Parting and Grooving Tools










Descriptions	Master Insert**	Spare Parts	
		Screw	Allen Key
			
2525	GRIP (4C)	BKTV M8x1x25-9232	SAK-AA4-9903

\*Suitable Insert brand is ZCC-CT

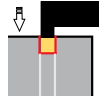
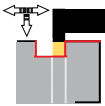
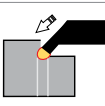
\*\*Suitable Insert brand is ISC

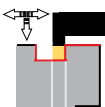
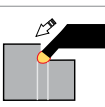
Insert		MGM. 1.5C KRLY	MGM. 2C KRLY	MGM. 3C KRLY	MGM. 4C KRLY	MGM. 5C KRLY	MGM. 5C KRLY
							
Size (mm)		Ø16 - 20	Ø16 - 25	Ø20 - 40	Ø20 - 40	Ø25 - 50	Ø50
Item Code		BIKT R/L	BIKT R/L	BIKT R/L	BIKT R/L	BIKT R/L	BIKT R/L
T Max. (mm)		4-6mm	4-7mm	6-10mm	7-15mm	7-15mm	15mm
Application Type	Internal Grooving		✓	✓	✓	✓	✓
	Page		<b>D150</b>	<b>D150</b>	<b>D150</b>	<b>D150</b>	<b>D150</b>
	Internal Turning		-	-	-	-	-
	Page						
	Int. Edge Grooving		-	-	-	-	-
	Page						

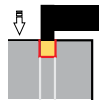
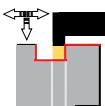
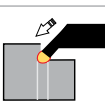
Insert		MGM. 6C KRLY	KGM. 2C KRLY	KGM. 3C KRLY	KGM. 4C KRLY	MRM. 3C KRLY	MRM. 4C KRLY
							
Size (mm)		Ø50	Ø20 - 25	Ø25 - 32	Ø25 - 32	Ø25 - 40	Ø25 - 40
Item Code		BIKT R/L	BIKT R/L	BIKT R/L	BIKT R/L	BIRT R/L	BIRT R/L
T Max. (mm)		15mm	6-7mm	7-8mm	7-8mm	3.5mm	3.5mm
Application Type	Internal Grooving		✓	✓	✓	-	-
	Page		<b>D150</b>	<b>D151</b>	<b>D151</b>		
	Internal Turning		-	✓	✓	✓	-
	Page			<b>D151</b>	<b>D151</b>	<b>D151</b>	
	Int. Edge Grooving		-	-	-	-	✓
	Page					<b>D151</b>	<b>D151</b>

Insert		MRM. 5C KRLY	GRIP 3C	GRIP 4C	DGN 3C	GEPI 3C	GEPI 4C	TDC. 2C TGTC	TDC. 3C TGTC
									
Size (mm)		Ø32 - 40	Ø16 - 25	Ø25 - 32	Ø20 - 32	Ø10 - 16	Ø10 - 16	Ø20 - 25	Ø20 - 32
Item Code		BIRT R/L	BIKT R/L	BIKT R/L	BIKT R/L	BEKT R/L	BEKT R/L	BIKT R/L	BIKT R/L
T Max. (mm)		3.5mm	4-7mm	7-8mm	6-8mm	2.6mm	2.6-4mm	6-7mm	6-8mm
Application Type	Internal Grooving		-	✓	✓	✓	✓	✓	✓
	Page		<b>D152</b>	<b>D152</b>	<b>D152</b>	<b>D152</b>	<b>D152</b>	<b>D154</b>	<b>D154</b>
	Internal Turning		-	-	-	-			-
	Page								
	Int. Edge Grooving		✓	-	-	-			-
	Page		<b>D151</b>						

Insert		TDC. 4C TGTC	S224 2C HORN	S224 3C HORN	S224 4C HORN	S229 3C HORN	S229 4C HORN
							
Size (mm)		Ø20 - 32	Ø20 - 25	Ø20 - 32	Ø20 - 32	Ø25 - 50	Ø50
Item Code		BIKT R/L	BIKT R/L	BIKT R/L	BIKT R/L	BIKT R/L	BIKT R/L
T Max. (mm)		6-8mm	6-7mm	7-8mm	7-8mm	7-15mm	15mm
Application Type	Internal Grooving		✓	✓	✓	✓	✓
	Page		<b>D154</b>	<b>D153</b>	<b>D153</b>	<b>D153</b>	<b>D153</b>
	Internal Turning		-	-	-		-
	Page						
	Int. Edge Grooving		-	-	-	-	-
	Page						

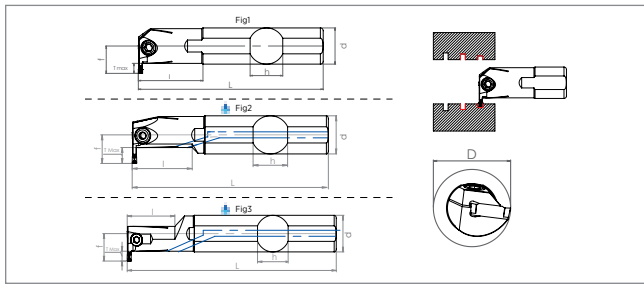
Insert			S229 5C HORN	123 2C SDV	123 3C SDV	123 4C SDV	GDM 2C KYC	GDM 3C KYC
Size (mm)			Ø25 - 32	Ø20 - 25	Ø20 - 32	Ø20 - 32	Ø20 - 25	Ø20 - 32
Item Code			BIKT R/L	BIKT R/L	BIKT R/L	BIKT R/L	BIKT R/L	BIKT R/L
T Max. (mm)			7-10mm	6-7mm	6-8mm	6-8mm	6-7mm	6-8mm
Application Type	Internal Grooving		✓	✓	✓	✓	✓	✓
	Page		<b>D153</b>	<b>D155</b>	<b>D155</b>	<b>D155</b>	<b>D155</b>	<b>D155</b>
	Internal Turning		-	-	-	-	-	-
	Page							
	Int. Edge Grooving		-	-	-	-	-	-
	Page							

Insert			GDM 4C KYC	ZTBD 2C ZCC	ZTFD 3C ZCC	ZTGD 4C ZCC	ZTHD 5C ZCC	-
Size (mm)			Ø20 - 32	Ø20	Ø20 - 32	Ø25 - 40	Ø32 - 40	-
Item Code			BIKT R/L	BIKT R/L	BIKT R/L	BIKT R/L	BIKT R/L	-
T Max. (mm)			6-8mm	6mm	6-8mm	7-10mm	8-10mm	-
Application Type	Internal Grooving		✓	✓	✓	✓	✓	-
	Page		<b>D155</b>	<b>D156</b>	<b>D156</b>	<b>D156</b>	<b>D156</b>	-
	Internal Turning		-	-	-	-	-	-
	Page							
	Int. Edge Grooving		-	-	-	-	-	-
	Page							

Insert			NF.08 KRLY	NF.11 KRLY	NF.14 KRLY	NF.16 KRLY	MB09 SDV	-
Size (mm)			Ø12	Ø16	Ø16	Ø16	Ø16	-
Item Code			BIKT	BIKT R/L	BIKT R/L	BIKT R/L	BIKT R/L	-
T Max. (mm)			From Insert	From Insert	From Insert	From Insert	From Insert	-
Application Type	Internal Grooving		✓	✓	✓	✓	✓	-
	Page		<b>D157</b>	<b>D157</b>	<b>D157</b>	<b>D157</b>	<b>D157</b>	-
	Internal Turning		✓	✓	✓	✓	✓	-
	Page		<b>D157</b>	<b>D157</b>	<b>D157</b>	<b>D157</b>	<b>D157</b>	-
	Int. Edge Grooving		-	-	-	-	-	-
	Page							

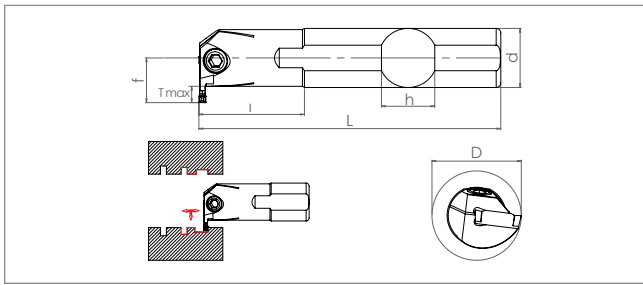










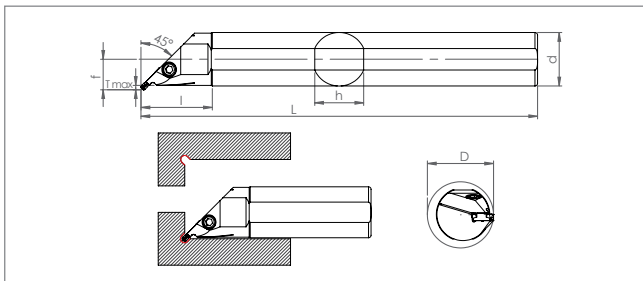
Ordering Code		Item Designation	Dimensions (mm)									Master Insert*
Direction		BIKT R/L MGM.-KRLY		d	D	L	l	h	f	t <sub>max</sub>	Fig.	
Right	Left											
SM51478	SM51485	BIKT R/L 16-K1.5C t max:4	-	16	20	150	33	15	11.5	4	1	MGM. 1.5C
SM51522	SM51515	BIKT R/L 20-K1.5C t max:6	-	20	26	170	33	18	14.5	6	1	
SM11151	SM11298	BIKT R/L 16-K2C t max:4	-	16	20	150	33	15	11.5	4	1	MGM. 2C
SM11168	SM11304	BIKT R/L 20-K2C t max:6	-	20	26	170	33	18	14.5	6	1	
SM11175	SM11311	BIKT R/L 25-K2C t max:7	-	25	32	200	45	23	18.5	7	1	MGM. 3C
SM11199	SM11335	BIKT R/L 20-K3C t max:6	-	20	26	170	33	18	15	6	1	
SM11205	SM11342	BIKT R/L 25-K3C t max:7	-	25	32	200	45	23	18.5	7	1	MGM. 3C
SM59597	SM59641	BEKT R/L 25-K3C t max:10-IJ	✓	25	32	200	45	23	18.5	10	2	
SM59603	SM59658	BEKT R/L 25-K3C t max:7 D25-IJ	✓	25	25	200	45	23	18.5	7	3	MGM. 4C
SM11182	SM11359	BIKT R/L 32-K3C t max:8	-	32	40	250	49	30	22	8	1	
SM59610	SM59665	BEKT R/L 32-K3C t max:10-IJ	✓	32	40	250	55	30	22	10	2	MGM. 4C
SM11212	SM11328	BIKT R/L 40-K3C t max:10	-	40	48	300	54	37	27	10	1	
SM11229	SM11366	BIKT R/L 20-K4C t max:6	-	20	26	170	33	18	14	6	1	MGM. 4C
SM11236	SM11373	BIKT R/L 25-K4C t max:7	-	25	32	200	45	23	18.5	7	1	
SM59627	SM59672	BEKT R/L 25-K4C t max:10-IJ	✓	25	32	200	45	23	18.5	10	2	MGM. 4C
SM11243	SM11380	BIKT R/L 32-K4C t max:8	-	32	40	250	49	30	22	8	1	
SM59634	SM59689	BEKT R/L 32-K4C t max:10-IJ	✓	32	40	250	55	30	22	10	2	MGM. 4C
SM11250	SM11397	BIKT R/L 40-K4C t max:10	-	40	48	300	54	37	27	10	1	
SM25684	SM25646	BIKT R/L 50-K4C t max:15	-	50	65	350	50	47	40	15	1	MGM. 5C
SM11267	SM11403	BIKT R/L 25-K5C t max:7	-	25	32	200	45	23	18.5	7	1	
SM11274	SM11410	BIKT R/L 32-K5C t max:8	-	32	40	250	49	30	22	8	1	MGM. 5C
SM11281	SM11427	BIKT R/L 40-K5C t max:10	-	40	48	300	54	37	27	10	1	
SM25677	SM25639	BIKT R/L 50-K5C t max:15	-	50	65	350	50	47	40	15	1	MGM. 6C
SM55599	SM55612	BIKT R/L 32-K6C t max:8	-	32	40	250	49	30	22	8	1	
SM55605	SM55629	BIKT R/L 40-K6C t max:10	-	40	48	300	54	37	27	10	1	MGM. 6C
SM25660	SM25622	BIKT R/L 50-K6C t max:15	-	50	65	350	50	47	40	15	1	
SM55636	SM55643	BIKT R/L 40-K8C t max:10	-	40	48	300	54	37	27	10	1	MGM. 8C
SM25653	SM25615	BIKT R/L 50-K8C t max:15	-	50	65	350	50	47	40	15	1	


Descriptions	Master Insert*	Spare Parts	
		Screw	Allen Key
Ø16	MGM.. (1.5C - 2C)	BKTV M4x15-9210	SAK-AA3-9902
Ø20		BKTV M5x17-9211	
Ø25	MGM.. (2C - 5C)	BKTV M6x22-9214	SAK-AA4-9903
Ø32		BKTV M6x25-9215	
Ø40 - Ø50	MGM.. (3C - 8C)	BKTV M8x1x25-9232	






Ordering Code		Item Designation	Dimensions (mm)							Master Insert*
Direction		BIKT R/L KGM.-KRLY	d	D	L	l	h	f	t <sub>max</sub>	
Right	Left									
SM25585	SM34754	BIKT R/L 20-KG-2C t max:6	20	26	170	33	18	16	6	KGM. 2C
SM25608	SM25578	BIKT R/L 25-KG-2C t max:7	25	32	200	42	23	19.5	7	
SM25592	SM25561	BIKT R/L 25-KG-3C t max:7	25	32	200	42	23	19.5	7	KGM. 3C
SM25547	SM25523	BIKT R/L 32-KG-3C t max:8	32	40	250	49	30	24	8	
SM38653	SM25554	BIKT R/L 25-KG-4C t max:7	25	32	200	42	23	19.5	7	KGM. 4C
SM25530	SM25516	BIKT R/L 32-KG-4C t max:8	32	40	250	49	30	24	8	

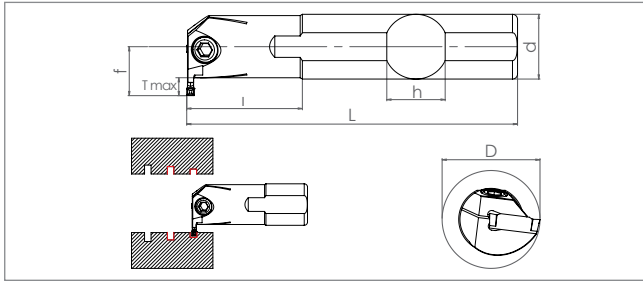
Descriptions	Master Insert*	Spare Parts	
		Screw 	Allen Key 
Ø20	KGM..(2C)	BKTV M5x17-9211	SAK-AA4-9903
Ø25	KGM..(2C - 4C)	BKTV M6x22-9214	
Ø32	KGM..(3C - 4C)	BKTV M6x25-9215	







Ordering Code		Item Designation	Dimensions (mm)							Master Insert*
Direction		BIRT R/L (45) MRMN-KRLY	d	D	L	l	h	f	t <sub>max</sub>	
Right	Left									
SM48522	SM48539	BIRT R/L 25-KR-3C t max:3.5	25	28.5	200	42	23	16	3.5	MR. 3C
SM48560	SM48577	BIRT R/L 32-KR-3C t max:3.5	32	35.5	250	49	30	19.5	3.5	
SM48621	SM48638	BIRT R/L 40-KR-3C t max:3.5	40	44	300	54	37	24	3.5	
SM48553	SM48546	BIRT R/L 25-KR-4C t max:3.5	25	28.5	200	42	23	16	3.5	MR. 4C
SM48591	SM48584	BIRT R/L 32-KR-4C t max:3.5	32	35.5	250	49	30	19.5	3.5	
SM48652	SM48645	BIRT R/L 40-KR-4C t max:3.5	40	44	300	54	37	24	3.5	
SM48607	SM48614	BIRT R/L 32-KR-5C t max:3.5	32	35.5	250	49	30	19.5	3.5	MR. 5C
SM48669	SM48676	BIRT R/L 40-KR-5C t max:3.5	40	44	300	54	37	24	3.5	

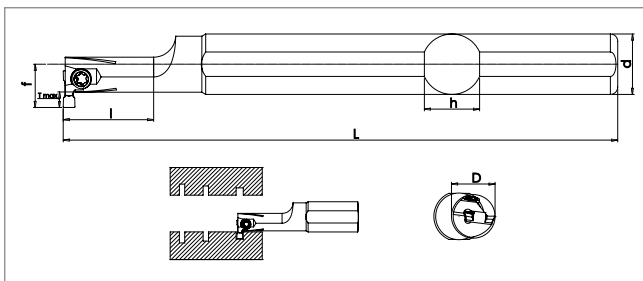
Descriptions	Master Insert*	Spare Parts	
		Screw 	Allen Key 
Ø25	MR..(3C - 4C)	BKTV M5x17-9211	SAK-AA4-9903
Ø32	MR..(3C - 5C)	BKTV M6x22-9214	
Ø40	MR..(3C - 5C)		


\*Suitable Insert brand is KRLY






Ordering Code		Item Designation	Dimensions (mm)							Master Insert*
Direction		BIKT R/L GRIP / DGN	d	D	L	l	h	f	t_max	
Right	Left									
SM10871	SM25745	BIKT R/L 16-IG3C t max:4	16	26	150	32	18	15	4	GRIP 3C
SM48768	SM48775	BIKT R/L 20-IG3C t max:6	20	26	170	32	18	15	6	
SM49031	SM49024	BIKT R/L 25-IG3C t max:7	25	32	200	42	23	18	7	GRIP 4C
SM10918	SM25707	BIKT R/L 25-IG4C t max:7	25	32	200	42	23	18	7	
SM10970	SM25691	BIKT R/L 32-IG4C t max:8	32	40	250	42	30	22	8	DGN 3C
SM10888	SM25738	BIKT R/L 20-ID3C t max:6	20	26	170	32	18	15	6	
SM10895	SM25721	BIKT R/L 25-ID3C t max:7	25	32	200	42	23	18	7	
SM10901	SM25714	BIKT R/L 32-ID3C t max:8	32	40	250	42	30	22	8	

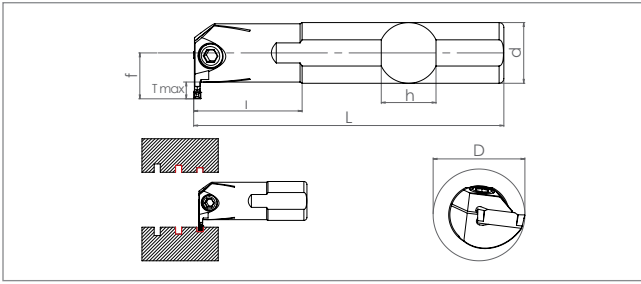
Descriptions	Master Insert*	Spare Parts	
		Screw 	Allen Key 
Ø16	GRIP - DGN (3C)	BKTV M4x15-9210	SAK-AA3-9902
Ø20		BKTV M5x17-9211	SAK-AA4-9903
Ø25	GRIP (3C - 4C)	BKTV M6x22-9214	
Ø32	GRIP - DGN (3C - 4C)	BKTV M6x25-9215	




Ordering Code		Item Designation	Dimensions (mm)							Master Insert*
Direction		BEKT R/L GEPI	d	D	L	l	h	f	t_max	
Right	Left									
SM60500	SM60562	BEKT R/L 10-GP2C T2.4	10	12.5	125	25	9	7.5	2.4	GEPI 2C
SM60517	SM60579	BEKT R/L 12-GP2C T2.6	12	14	125	25	11	9.1	2.6	
SM60524	SM60586	BEKT R/L 16-GP2C T2.6	16	14	150	30	15	11	2.6	GEPI 3C
SM60531	SM60593	BEKT R/L 12-GP3C T2.6	12	14	125	25	11	9.1	2.6	
SM60548	SM60609	BEKT R/L 16-GP3C T2.6	16	14	150	30	15	11	2.6	
SM60555	SM60616	BEKT R/L 16-GP3C T4	16	14	150	30	15	12.4	4	




Descriptions	Master Insert*	Spare Parts	
		Screw 	Torx Key 
Ø10 - 12	GEPI2	SSV M3x8-9508	STK-T08-9908
Ø16		SSV M3.5x10-9511	STK-T15-9910
Ø10 - 12	GEPI3	SSV M3x8-9508	STK-T08-9908
Ø16		SSV M3.5x10-9511	STK-T15-9910

Internal Grooving Tools

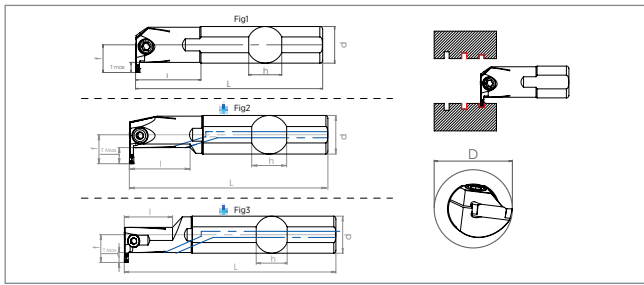


Ordering Code		Item Designation	Dimensions (mm)							Master Insert*
Direction		BIKT R/L S224 / S224 - HRN	d	D	L	l	h	f	t <sub>max</sub>	
Right	Left									
SM10994	SM11076	BIKT R/L 20-HK2C (S224) t max:6	20	26	170	32	18	15	6	S224 2C
SM11007	SM11083	BIKT R/L 25-HK2C (S224) t max:7	25	32	200	42	23	18.9	7	
SM11014	SM11090	BIKT R/L 20-HK3C (S224) t max:6	20	26	170	33	18	15	6	S224 3C
SM11021	SM11106	BIKT R/L 25-HK3C (S224) t max:7	25	32	200	43	23	18.9	7	
SM11038	SM11113	BIKT R/L 32-HK3C (S224) t max:8	32	40	250	50	30	21.5	8	S224 4C
SM11045	SM11120	BIKT R/L 20-HK4C (S224) t max:6	20	26	170	34	18	15	6	
SM11052	SM11137	BIKT R/L 25-HK4C (S224) t max:7	25	32	200	40	23	18.9	7	S229 3C
SM11069	SM11144	BIKT R/L 32-HK4C (S224) t max:8	32	40	250	50	30	21.5	8	
SM10697	SM10789	BIKT R/L 25-H3C (S229) t max:7	25	32	200	43	23	18.9	7	S229 4C
SM10703	SM10796	BIKT R/L 32-H3C (S229) t max:8	32	40	250	65	30	21.5	8	
SM10710	SM10802	BIKT R/L 40-H3C (S229) t max:10	40	48	300	50	37	26.5	10	S229 5C
SM10727	SM10819	BIKT R/L 25-H4C (S229) t max:7	25	31	200	40	23	18.9	7	
SM10734	SM10826	BIKT R/L 32-H4C (S229) t max:8	32	37	250	65	30	21.5	8	S229 5C
SM10741	SM10833	BIKT R/L 40-H4C (S229) t max:10	40	40	300	50	37	26.5	10	
SM10758	SM10840	BIKT R/L 25-H5C (S229) t max:7	25	32	200	45	23	18.9	7	S229 5C
SM10765	SM10857	BIKT R/L 32-H5C (S229) t max:8	32	40	250	50	30	21.5	8	
SM10772	SM10864	BIKT R/L 40-H5C (S229) t max:10	40	50	300	70	37	26.5	10	

Internal Grooving Tools

Descriptions	Master Insert*	Spare Parts	
		Screw 	Allen Key 
Ø20	S224 - S229 (2C - 4C)	BKTV M5x17-9211	SAK-AA4-9903
Ø25	S224 - S229 (2C - 5C)	BKTV M6x22-9214	
Ø32	S224 - S229 (3C - 5C)	BKTV M6x25-9215	
Ø40	S229 (3C - 5C)	BKTV M8x1x25-9232	

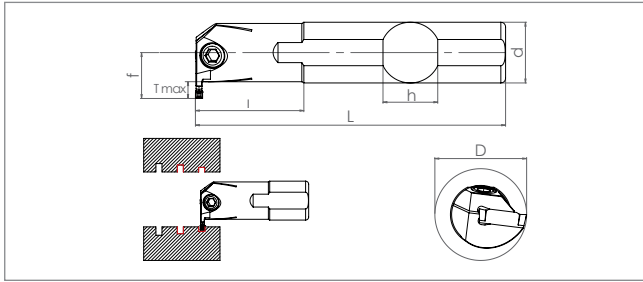
\*Suitable Insert brand is HRN







Ordering Code		Item Designation	Dimensions (mm)									Master Insert*
Direction		BIKT R/L TDC - TGTC		d	D	L	l	h	f	t <sub>max</sub>	Fig.	
Right	Left											
SM45125	SM45187	BIKT R/L 20-T2C t max:6	-	20	26	170	33	18	14.5	6	1	TDC 2C
SM45132	SM45194	BIKT R/L 25-T2C t max:7	-	25	32	200	45	23	18.5	7	1	TDC 2C
SM45149	SM45200	BIKT R/L 20-T3C t max:6	-	20	26	170	33	18	15	6	1	TDC 3C
SM45156	SM45217	BIKT R/L 25-T3C t max:7	-	25	32	200	45	23	18.5	7	1	
SM59696	SM59733	BEKT R/L 25-T3C t max:7 D25-IJ	✓	25	25	200	45	23	18.5	7	3	TDC 3C
SM48683	SM48690	BIKT R/L 32-T3C t max:8	-	32	40	250	49	30	22	8	1	TDC 3C
SM59702	SM59740	BEKT R/L 32-T3C t max:8 D32-IJ	✓	32	32	250	55	30	22	8	3	
SM48744	SM48751	BIKT R/L 20-T4C t max:6	-	20	26	170	33	18	14	6	1	TDC 4C
SM48720	SM48737	BIKT R/L 25-T4C t max:7	-	25	32	200	45	23	18.5	7	1	
SM59719	SM59757	BEKT R/L 25-T4C t max:7 D25-IJ	✓	25	25	200	45	23	18.5	7	3	
SM48713	SM48706	BIKT R/L 32-T4C t max:8	-	32	40	250	49	30	22	8	1	
SM59726	SM59764	BEKT R/L 32-T4C t max:8 D32-IJ	✓	32	32	250	55	30	22	8	3	TDC 4C

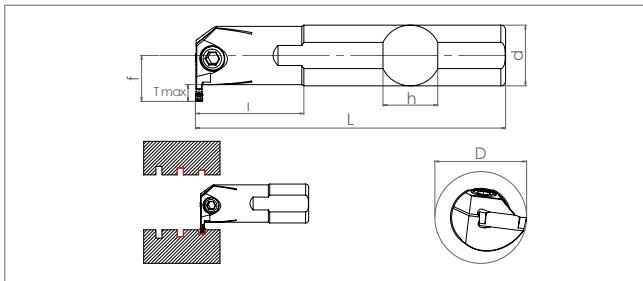
Internal Grooving Tools


Descriptions	Master Insert*	Spare Parts	
		Screw 	Allen Key 
Ø20	TDC (2C - 4C)	BKTV M5x17-9211	SAK-AA4-9903
Ø25	TDC (2C - 4C)	BKTV M6x22-9214	
Ø25 (D25)		BKTV M5x17-9221	
Ø32	TDC (3C - 4C)	BKTV M6x25-9215	






Ordering Code		Item Designation	Dimensions (mm)							Master Insert*
Direction		BIKT R/L KYC GDM	d	D	L	l	h	f	t max	
Right	Left									
SM55810	SM55896	BIKT R/L 20-KYC2C t max:6	20	26	170	32	18	15	6	GDM 2020-2C
SM55827	SM55902	BIKT R/L 25-KYC2C t max:7	25	32	200	42	23	18.5	7	
SM55834	SM55919	BIKT R/L 20-KYC3C t max:6	20	26	170	32	18	15	6	GDM 3020-3C
SM55841	SM55926	BIKT R/L 25-KYC3C t max:7	25	32	200	42	23	18.5	7	
SM55858	SM55933	BIKT R/L 32-KYC3C t max:8	32	40	250	49	30	22	8	GDM 4020-4C
SM55865	SM55940	BIKT R/L 20-KYC4C t max:6	20	26	170	32	18	15	6	
SM55872	SM55957	BIKT R/L 25-KYC4C t max:7	25	32	200	42	23	18.5	7	
SM55889	SM55964	BIKT R/L 32-KYC4C t max:8	32	40	250	49	30	22	8	

Descriptions	Master Insert*	Spare Parts	
		Screw 	Allen Key 
Ø20	GDM (2C - 4C)	BKTV M5x17-9211	SAK-AA4-9903
Ø25		BKTV M6x22-9214	SAK-AA5-9904
Ø32	GDM (3C - 4C)	BKTV M6x25-9215	

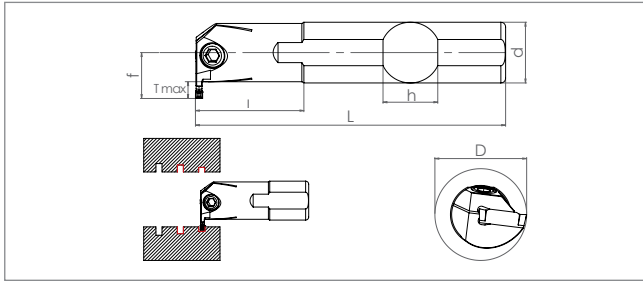



Ordering Code		Item Designation	Dimensions (mm)							Master Insert**
Direction		BIKT R/L SDV123	d	D	L	l	h	f	t max	
Right	Left									
SM55650	SM55735	BIKT R/L 20-SDV123-2C t max:6	20	26	170	32	18	15	6	123-2C
SM55667	SM55742	BIKT R/L 25-SDV123-2C t max:7	25	32	200	42	23	18.5	7	
SM55674	SM55759	BIKT R/L 20-SDV123-3C t max:6	20	26	170	32	18	15	6	123-3C
SM55681	SM55766	BIKT R/L 25-SDV123-3C t max:7	25	32	200	42	23	18.5	7	
SM55698	SM55773	BIKT R/L 32-SDV123-3C t max:8	32	40	250	49	30	22	8	123-4C
SM55711	SM55797	BIKT R/L 25-SDV123-4C t max:7	25	32	200	42	23	18.5	7	
SM55728	SM55803	BIKT R/L 32-SDV123-4C t max:8	32	40	250	49	30	22	8	

Descriptions	Master Insert**	Spare Parts	
		Screw 	Allen Key 
Ø20	123 (2C - 4C)	BKTV M5x17-9211	SAK-AA4-9903
Ø25		BKTV M6x22-9214	SAK-AA5-9904
Ø32	123 (3C - 4C)	BKTV M6x25-9215	




\*Suitable Insert brand is KYC  
\*\*Suitable Insert brand is SDVK

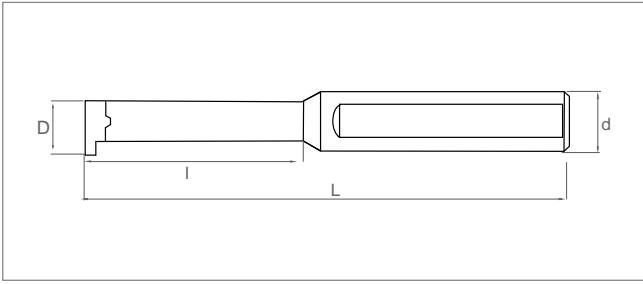







Ordering Code		Item Designation	Dimensions (mm)							Master Insert*
Direction		BIKT R/L ZT.. - ZCC-CT	d	D	L	l	h	f	t <sub>max</sub>	
Right	Left									
SM55971	SM55988	BIKT R/L 16-ZCC2-2C t max:4	16	26	150	33	15	11.5	4	ZTDB 2C
SM11434	SM24700	BIKT R/L 20-ZCC2-2C t max:6	20	26	170	32	18	15	6	
SM20764	SM11502	BIKT R/L 20-ZCC2-3C t max:6	20	26	170	32	18	15	6	ZTFD 3C
SM11441	SM11519	BIKT R/L 25-ZCC2-3C t max:7	25	32	200	42	23	18	7	
SM11458	SM11526	BIKT R/L 32-ZCC2-3C t max:8	32	40	250	42	30	22	8	ZTGD 4C
SM11465	SM11533	BIKT R/L 25-ZCC2-4C t max:7	25	32	200	42	23	18	7	
SM11472	SM11540	BIKT R/L 32-ZCC2-4C t max:8	32	40	250	42	30	22	8	ZTHD 5C
SM25509	SM25493	BIKT R/L 40-ZCC2-4C t max:10	40	48	300	53	37	27	10	
SM11489	SM11557	BIKT R/L 32-ZCC2-5C t max:8	32	40	250	42	30	22	8	ZTHD 5C
SM11496	SM11564	BIKT R/L 40-ZCC2-5C t max:10	40	48	300	53	37	27	10	

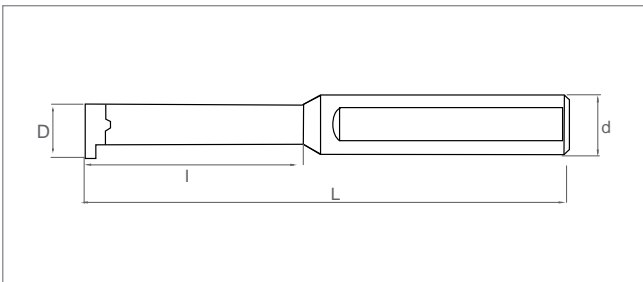
Internal Grooving Tools


Descriptions	Master Insert*	Spare Parts	
		Screw	Allen Key
			
Ø20	ZT.. (2C - 3C)	BKTV M5x17-9211	SAK-AA4-9903
Ø25	ZT.. (3C - 4C)	BKTV M6x22-9214	
Ø32	ZT.. (3C - 5C)	BKTV M6x25-9215	
Ø40	ZT.. (4C - 5C)	BKTV M8x1x25-9232	





Ordering Code	Item Designation	Dimensions (mm)				Master Insert*
<i>Direction</i>	<b>BIKT</b> <b>NF..08-11-14-16 - KRLY</b>	<i>D</i>	<i>L</i>	<i>d</i>	<i>l</i>	
SM24458	BIKT NF08 A12 L100 I20	12	100	12	20	NFTG08
SM24441	BIKT NF11 A16 L120 I25	16	120	16	25	NFTG11
SM24465	BIKT NF14 A16 L120 I30	16	120	16	30	NFTG14
SM49048	BIKT NF16 A16 L120 I30	16	120	16	30	NFTG16

Descriptions	Master Insert*	Spare Parts	
		Screw	Torx Key
NF08	NFTG08	 SSV M2.5x6-9505	 STK-T08-9908
NF11	NFTG11	SSV M3.5x10-9511	STK-T15-9910
NF14	NFTG14		
NF16	NFTG16	SSV M4x10-9514	




Ordering Code	Item Designation	Dimensions (mm)				Master Insert**
<i>Direction</i>	<b>BIKT</b> <b>MB09 - SDV</b>	<i>D</i>	<i>L</i>	<i>d</i>	<i>l</i>	
SM52109	BIKT MB09 A16 L120 I25	16	120	16	25	MB09
SM52116	BIKT MB09 A16 L120 I30	16	120	16	30	
SM52123	BIKT MB09 A16 L120 I40	16	120	16	40	

Descriptions	Master Insert**	Spare Parts	
		Screw	Torx Key
MB09	MB09	 SSV M4x10-9514	 STK-T15-9910

\*Suitable Insert brand is KRLY  
\*\*Suitable Insert brand is SDVK



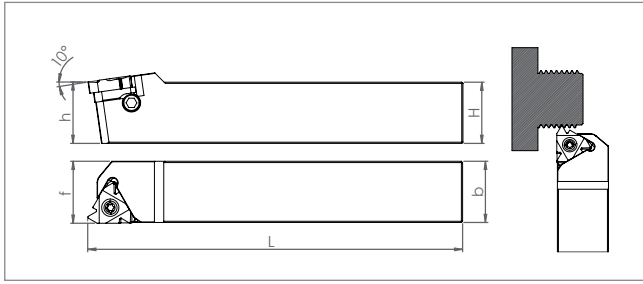



Ordering Code		Item Designation	Dimensions (mm)				Master Insert*
Direction		SER / L	h=H	b	L	f	
Right	Left						
SM11618	SM11625	SER/L 0808 E11	08	08	70	10	11 ER/EL ISO
SM11571	SM11588	SER/L 1010 E11	10	10	70	10	
SM11632	SM11649	SER/L 1212 F11	12	12	80	12	
SM11595	SM11601	SER/L 1616 H11	16	16	100	16	16 ER/EL ISO (0.35-3)
SM11700	SM11717	SER/L 1616 H16	16	16	100	16	
SM11656	SM11663	SER/L 2020 K16	20	20	125	20	
SM11670	SM11687	SER/L 2525 M16	25	25	150	25	22 ER/EL ISO (3.5-4.5)
SM57968	SM57975	SER/L 2525 M16-JT**	25	25	150	25	
SM11724	SM11694	SER/L 3232 P16	32	32	170	32	
SM56923	SM56930	SETR/L 2525 M16 (Trapezoidal)	25	25	150	25	16 ER/EL (Trapezoidal) (1.5-3)
SM57135	SM57142	SETR/L 3232 P16 (Trapezoidal)	32	32	170	32	
SM50709	SM50716	SER/L 2020 K22	20	20	125	20	22 ER/EL ISO (4-6)
SM11731	SM11755	SER/L 2525 M22	25	25	150	25	
SM11762	SM11748	SER/L 3232 P22	32	32	170	32	
SM11779	SM11786	SER/L 4040 S22	40	40	250	40	22 ER/EL (Trapezoidal) (4-6)
SM56947	SM56954	SETR/L 2525 M22 (Trapezoidal)	25	25	150	25	
SM57098	SM57111	SETR/L 3232 P22 (Trapezoidal)	32	32	170	32	
SM57104	SM57128	SETR/L 4040 S22 (Trapezoidal)	40	40	250	40	








Cooling accessories are optional / See Page «K441» for cooling accessory.  
Soğutma ekipmanları opsiyoneldir / Bkz. Sayfa «K441» Soğutma aksesuarları için

Ordering Code		Item Designation	Dimensions (mm)				Master Insert*
Direction		SER / L K.O SWISS TYPE	h=H	b	L	f	
Right	Left						
SM59504	SM59535	SER/L 1010 K11 K.O	10	10	125	10	11 ER/EL ISO
SM59511	SM59542	SER/L 1212 K11 K.O	12	12	125	12	
SM59528	SM59559	SER/L 1616 K11 K.O	16	16	125	16	

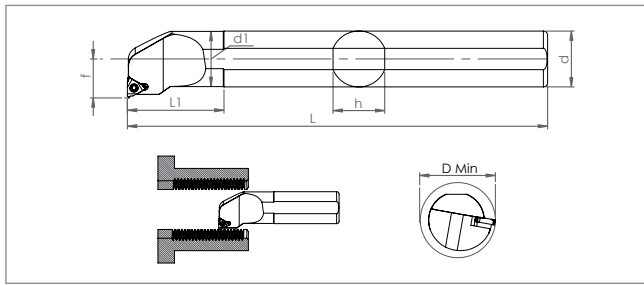
Size Designation	Master Insert*	Spare Parts			
		Clamp Screw	Shim	Shim Screw	Torx Key
0808 - 1616	11 ER/EL	 SSV M2.5x6-9505	-	-	STK-T08-9908
1616	16 ER/EL (0.35-3)	SSV M3.5x10-9511	BAX ER/L-16-9623	SBV5 M5.05-A3.5x9-9408	STK-T15-9910
2020 - 3232		SSV M3.5x14-9512		SBV M5.05 A3.5x11-9407	
2525 - 3232 (Trapezoidal)	16 ER/EL-TR (1.5-3)	-	-	-	
2020 - 4040	22 ER/EL (3.5-4.5)	SSV M4x14-9516	BAX ER/L-22-9624	SBV1 M6x0.75 A4x12-9409	STK-T15-9910
2525 -4040 (Trapezoidal)	22 ER/EL-TR (4-6)		-	-	



Ordering Code		Item Designation	Dimensions (mm)				Master Insert*
Direction		TER / L	h=H	b	L	f	
Right	Left						
SM34815	SM34808	TER/L 1616 H16	16	16	100	16	16 ER/EL ISO
SM29828	SM29835	TER/L 2020 K16	20	20	125	20	
SM29842	SM29859	TER/L 2525 M16	25	25	150	25	
SM34822	SM34839	TER/L 3232 P16	32	32	170	32	
SM34846	SM34853	TER/L 2525 M22	25	25	150	25	22 ER/EL ISO
SM34860	SM34877	TER/L 3232 P22	32	32	170	32	
SM34891	SM34884	TER/L 4040 S22	40	40	250	40	27 ER/EL ISO
SM50662	SM50679	TER/L 3232 P27	32	32	170	32	
SM50686	SM50693	TER/L 4040 S27	40	40	250	40	

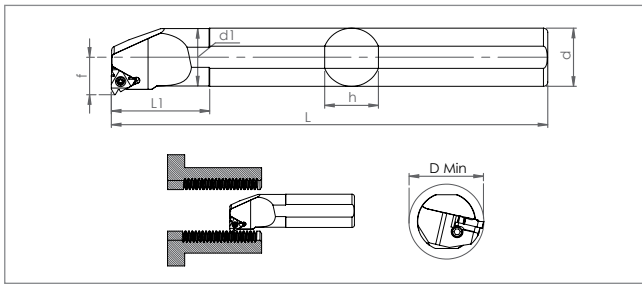
Size Designation	Master Insert*	Spare Parts			
		Clamp Screw	Shim	Shim Screw	Torx Key
1616 - 3232	16 ER/EL	 SSV M3.5x10-9511	 BAX TER-16-9625 BAX TEL-16-9626	 TASV1 M3x9-9220	STK-T15-9910
2525 - 4040	22 ER/EL	 SSV M4x14-9516	 BAX TER-22-9627 BAX TEL-22-9628	TASV2 M4x12-9221	
3232 - 4040	27 ER/EL	 SSV M5x18-9530	 BAX TER-27-9630 BAX TEL-27-9631		


\*Suitable Insert brand is ISO







Ordering Code		Item Designation	Dimensions (mm)							Master Insert*
Direction		SIR/L	d	d1	h	L	f	L1	D min	
Right	Left									
SM11793	SM11809	S16x07M SIR/L-08	16	7	15	150	5.3	18	7.8	08 IR/IL ISO
SM11830	SM11847	S10K SIR/L-11	10	10	9	125	7	-	12	11 IR/IL ISO
SM11854	SM11861	S12K SIR/L-11	12	12	11	125	10	-	16	
SM00579	SM00586	S16M SIR/L-11	16	13	15	150	11	-	19	
SM11878	SM11885	S16x10M SIR/L-11	16	10	15	150	7	32	12	
SM11823	SM11816	S16x13M SIR/L-11	16	13	15	150	9	32	15	
SM11991	SM12004	S16x13M SIR/L-16	16	16	15	150	10	32	16	16 IR/IL ISO (0.35-3)
SM11915	SM11953	S16M SIR/L-16	16	13	15	150	11	-	19	
SM12011	SM12028	S20x16P SIR/L-16	20	16	18	170	11	35	19	
SM11922	SM11960	S20P SIR/L-16	20	20	18	170	14	-	24	
SM11939	SM11977	S25R SIR/L-16	25	25	23	200	16.5	-	29	
SM11946	SM11892	S32S SIR/L-16	32	32	30	250	20	-	36	16 IR/IL Trapezoidal (1.5-3)
SM11984	SM11908	S40T SIR/L-16	40	40	37	300	24	-	44	
SM56961	SM56978	S25R SITR/L-16 (Trapezoidal)	25	25	23	200	16.5	-	29	
SM56985	SM56992	S32S SITR/L-16 (Trapezoidal)	32	32	30	250	20	-	36	
SM12042	SM12080	S20P SIR/L-22	20	20	18	170	14	-	24	
SM12059	SM12097	S25R SIR/L-22	25	25	23	200	16.5	-	29	22 IR/IL ISO (3.5-4.5)
SM12066	SM12103	S32S SIR/L-22	32	32	30	250	20	-	38	
SM12073	SM12035	S40T SIR/L-22	40	40	37	300	24	-	46	
SM57005	SM57012	S25R SITR/L-22 (Trapezoidal)	25	25	23	200	16.5	-	29	22 IR/IL Trapezoidal (4-6)
SM57029	SM57036	S32S SITR/L-22 (Trapezoidal)	32	32	30	250	20	-	38	
SM57159	SM57166	S40T SITR/L-22 (Trapezoidal)	40	40	37	300	24	-	46	

Size Designation	Master Insert*	Spare Parts			
		Clamp Screw	Shim	Shim Screw	Torx Key
S16x07	08 IR/IL ISO				
S10 - S16	11 IR/IL	SSV M2.2x5-9503	-	-	STK-T06-9906
S16x13	16 IR/IL-ISO (0.35-3)	SSV M2.5x6-9505	-	-	STK-T08-9908
S16 - S20		SSV M3.5x8-9510	-	-	
S25		SSV M3.5x10-9511	BAX ER/L-16-9623	SBV5 M5.05-A3.5x9-9408	
S32 - S40		SSV M3.5x14-9512	-	SBV M5.05-A3.5x11-9407	
S25 - S32 (Trapezoidal)		SSV M4x12-9515	-	-	
S20 - S25	22 IR/IL ISO (3.5-4.5)	SSV M4x14-9516	BAX ER/L-22-9624	SBV3 M6x0.75 A4x10-9412	STK-T15-9910
S32 - S40	22 IR/IL-TR (4-6)	-	-		

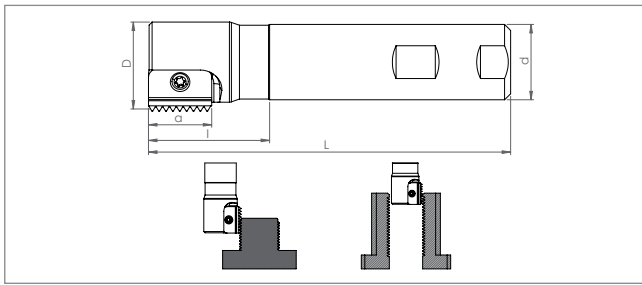



Ordering Code		Item Designation	Dimensions (mm)							Master Insert*
Direction		TIR/L	d	d1	h	L	f	L1	D <sub>min</sub>	
Right	Left									
SM44685	SM44692	S25R TIR/L-16	25	25	23	200	16.5	-	29	16 IR/IL ISO
SM44708	SM44715	S32S TIR/L-16	32	32	30	250	20	-	36	
SM44722	SM44739	S40T TIR/L-16	40	40	37	300	24	-	44	
SM44746	SM44753	S25R TIR/L-22	25	25	23	200	16.5	-	29	22 IR/IL ISO
SM44760	SM44777	S32S TIR/L-22	32	32	30	250	20	-	38	
SM44784	SM44791	S40T TIR/L-22	40	40	37	300	24	-	46	
SM51010	SM51027	S32S TIR/L-27	32	32	30	250	20	-	38	27 IR/IL ISO
SM51034	SM51041	S40T TIR/L-27	40	40	37	300	24	-	46	

Threading Tools






Size Designation	Master Insert*	Spare Parts			
		Clamp Screw	Shim	Shim Screw	Torx Key
S25 - S40	 16 IR/IL ISO	 SSV M3.5x14-9512	 BAX TER-16-9625 TEL-16-9626	 TASV1 M3x9-9220	STK-T15-9910
S25 - S40	22 IR/IL ISO	SSV M4x14-9516	BAX TER-22-9627 TEL-22-9628	TASV2 M4x12-9221	
S32 - S40	27 IR/IL ISO	SSV M5x18-9530	BAX TER-27-9630 BAX TEL-27-9631		

\*Suitable Insert brand is ISO



Ordering Code	Item Designation	Dimensions (mm)						Master Insert
		D	d	Z	L	l	a	
<i>THREADING TOOLS</i>								
SM49796	SDT C14 D12 W20 L100 Z01-H	12	20	1	100	30	14	14 CPT
SM49802	SDT C14 D14.5 W20 L100 Z01-H	14.5	20	1	100	30	14	
SM49819	SDT C14 D17 W20 L100 Z01-H	17	20	1	100	30	14	
SM49826	SDT C21 D18 W20 L100 Z01-H	18	20	1	100	40	21	21 CPT
SM49833	SDT C21 D21 W20 L120 Z01-H	21	20	1	120	40	21	
SM49840	SDT C21 D29 W25 L120 Z01-H	29	20	1	120	-	21	
SM49857	SDT C21 D25 W20 L120 Z01-H	25	25	1	120	-	21	
SM49864	SDT C21 D38 W32 L120 Z02-H	38	32	2	120	-	21	

Threading Tools







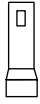

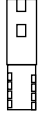







Size Designation	Master Insert*	Spare Parts		
		Screw	Torx Key	Screw Torque Value
D12.5 - D17	14 CPT	 SSV M2.5x6-9505	 STK-T08-9908	 N·m 1,2
D18 - D38	21 CPT	 SSV M4x10-9514	STK-T15-9910	3,0

# Milling Tools




# F


- 194 ▶ 90 Milling Tools
- 292 ▶ 45 Milling Tools
- 310 ▶ Copy Milling Tools
- 326 ▶ Ball Nose Milling Tools


Insert			APKT 1003.. ISO	APKT 1604.. ISO	APMT 0602.. KRLY	APMT 11T3.. KRLY	APMT 1135.. YG-1	APKT 09T3.. TGTC
								
Page			<b>F194-197</b>	<b>F198-199</b>	<b>F200</b>	<b>F200-201</b>	<b>F202-203</b>	<b>F204-205</b>
Dimeter Range (mm)			Ø12-125	Ø25-200	Ø10-123	Ø16-80	Ø16-80	Ø16-20
Approach Angle			90°	90°	90°	90°	90°	90°
Max. Cutting Depth			10mm	16mm	6mm	11mm	11mm	8.8mm
Holder Type	Endmills		✓ Dia Range (mm) Ø12-40	✓ Dia Range (mm) Ø25-40	✓ Dia Range (mm) Ø10-13	✓ Dia Range (mm) Ø16-32	✓ Dia Range (mm) Ø16-26	✓ Dia Range (mm) Ø16-20
	Modular Mills		✓ Dia Range (mm) Ø16-42	✓ Dia Range (mm) Ø25-42	-	✓ Dia Range (mm) Ø16-25	✓ Dia Range (mm) Ø16-25	✓ Dia Range (mm) Ø16-20
	Face Mills		✓ Dia Range (mm) Ø40-125	✓ Dia Range (mm) Ø40-200	-	✓ Dia Range (mm) Ø40-80	✓ Dia Range (mm) Ø40-80	-
	Helical Mills		✓ Dia Range (mm) Ø20-40	-	-	-	-	-
Application	Face Milling		✓	✓	✓	✓	✓	✓
	Shoulder Milling		✓	✓	✓	✓	✓	✓
	Slot Milling		✓	✓	✓	✓	✓	✓
	Plunging		✓	✓	✓	✓	✓	✓
	Helical Interpolation		✓	✓	✓	✓	✓	✓
	Side Profile Milling		✓	-	-	-	-	-
	Profile Milling		-	-	-	-	-	-


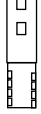




Insert			APKT 1204.. TGTC	APKT 1705.. TGTC	APKT 11T3.. ZCC	R390.0702.. SDV	R390.11T3.. SDV	R390.1704.. SDV	R390.1806.. SDV
									
Page			<b>F204-205</b>	<b>F204-205</b>	<b>F206-207</b>	<b>F208</b>	<b>F208-209</b>	<b>F208-209</b>	<b>F209</b>
Dimeter Range (mm)			Ø20-63	Ø25-100	Ø16-63	Ø10-16	Ø16-63	Ø25-125	Ø50-160
Approach Angle			90°	90°	90°	90°	90°	90°	90°
Max. Cutting Depth			12mm	16mm	11mm	5.8mm	10mm	15.7mm	15.4mm
Holder Type	Endmills		✓ Dia Range (mm) Ø20-32	✓ Dia Range (mm) Ø25-32	✓ Dia Range (mm) Ø16-32	✓ Dia Range (mm) Ø10-16	✓ Dia Range (mm) Ø16-25	✓ Dia Range (mm) Ø25-30	-
	Modular Mills		✓ Dia Range (mm) Ø20-32	-	✓ Dia Range (mm) Ø16-25	-	✓ Dia Range (mm) Ø16-32	-	-
	Face Mills		✓ Dia Range (mm) Ø40-63	✓ Dia Range (mm) Ø50-100	✓ Dia Range (mm) Ø40-63	-	✓ Dia Range (mm) Ø40-63	✓ Dia Range (mm) Ø50-125	✓ Dia Range (mm) Ø50-160
	Helical Mills		-	-	-	-	-	-	-
Application	Face Milling		✓	✓	✓	✓	✓	✓	✓
	Shoulder Milling		✓	✓	✓	✓	✓	✓	✓
	Slot Milling		✓	✓	✓	✓	✓	✓	✓
	Plunging		✓	✓	✓	✓	✓	✓	✓
	Helical Interpolation		✓	✓	✓	✓	✓	✓	✓
	Side Profile Milling		-	-	-	-	-	-	-
	Profile Milling		-	-	-	-	-	-	-

















Insert			AS.T 11T3.. TNGLY	BD.T 0703.. KYCR	BD.T 11T3.. KYCR	BD.T 1704.. KYCR	AXMT 1235.. SMTM	AXMT 1705.. SMTM
								
Page			<b>F210-211</b>	<b>F212</b>	<b>F212-213</b>	<b>F212-213</b>	<b>F214-215</b>	<b>F214-215</b>
Dimeter Range (mm)			Ø16-63	Ø10-12	Ø16-100	Ø25-100	Ø16-80	Ø25-100
Approach Angle			90°	90°	90°	90°	90°	90°
Max. Cutting Depth			10.6mm	6mm	10mm	15.7mm	10mm	14mm
Holder Type	Endmills		✓ Dia Range (mm) Ø16-32	✓ Dia Range (mm) Ø10-12	✓ Dia Range (mm) Ø16-32	✓ Dia Range (mm) Ø25-32	✓ Dia Range (mm) Ø16-25	✓ Dia Range (mm) Ø25-40
	Modular Mills		✓ Dia Range (mm) Ø20-32	-	✓ Dia Range (mm) Ø16-32	-	✓ Dia Range (mm) Ø16-25	✓ Dia Range (mm) Ø32-40
	Face Mills		✓ Dia Range (mm) Ø40-63	-	✓ Dia Range (mm) Ø40-100	✓ Dia Range (mm) Ø40-100	✓ Dia Range (mm) Ø40-80	✓ Dia Range (mm) Ø40-100
	Helical Mills		-	-	-	-	-	-
Application	Face Milling		✓	✓	✓	✓	✓	✓
	Shoulder Milling		✓	✓	✓	✓	✓	✓
	Slot Milling		✓	✓	✓	✓	✓	✓
	Plunging		✓	✓	✓	✓	✓	✓
	Helical Interpolation		✓	✓	✓	✓	✓	✓
	Side Profile Milling		-	-	-	-	-	-
	Profile Milling		-	-	-	-	-	-

Insert			ADMX 0702.. PRMT	ADMX 11T3.. PRMT	ADMX 1606.. PRMT	ADKT 1505..	ADMT 0803.. WLTR	ADMT 10T3.. WLTR
								
Page			<b>F216</b>	<b>F216-217</b>	<b>F216-217</b>	<b>F218-219</b>	<b>F220-221</b>	<b>F220-221</b>
Dimeter Range (mm)			Ø10-12	Ø20-63	Ø25-80	Ø25-125	Ø16-25	Ø16-63
Approach Angle			90°	90°	90°	90°	90°	90°
Max. Cutting Depth			7mm	10.5mm	10.5mm	14.3mm	8mm	10mm
Holder Type	Endmills		✓ Dia Range (mm) Ø10-12	✓ Dia Range (mm) Ø20-32	✓ Dia Range (mm) Ø25-32	✓ Dia Range (mm) Ø25-32	✓ Dia Range (mm) Ø16-25	✓ Dia Range (mm) Ø16-25
	Modular Mills		-	-	-	✓ Dia Range (mm) Ø25-32	✓ Dia Range (mm) Ø16-25	✓ Dia Range (mm) Ø16-25
	Face Mills		-	✓ Dia Range (mm) Ø40-63	✓ Dia Range (mm) Ø50-80	✓ Dia Range (mm) Ø40-125	-	✓ Dia Range (mm) Ø40-63
	Helical Mills		-	-	-	-	-	-
Application	Face Milling		✓	✓	✓	✓	✓	✓
	Shoulder Milling		✓	✓	✓	✓	✓	✓
	Slot Milling		✓	✓	✓	✓	✓	✓
	Plunging		✓	✓	✓	✓	✓	✓
	Helical Interpolation		✓	✓	✓	✓	✓	✓
	Side Profile Milling		-	-	-	-	-	-
	Profile Milling		-	-	-	-	-	-







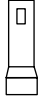


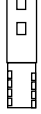







Insert			ADKT 1204.. WLTR	ADMT 1606.. WLTR	RT 0703.. SAFETY	RT 1003.. SAFETY	RT 1606.. SAFETY	XOMX 0602.. SCO
								
Page			<b>F220-221</b>	<b>F221</b>	<b>F222</b>	<b>F222-223</b>	<b>F222-223</b>	<b>F224</b>
Dimeter Range (mm)			Ø20-80	Ø50-80	Ø10-14	Ø16-63	Ø25-100	Ø10-20
Approach Angle			90°	90°	90°	90°	90°	90°
Max. Cutting Depth			11.7mm	15mm	7mm	10mm	16mm	5.5mm
Holder Type	Endmills		✓ Dia Range (mm) Ø20-32	-	✓ Dia Range (mm) Ø10-14	✓ Dia Range (mm) Ø16-25	✓ Dia Range (mm) Ø25-40	✓ Dia Range (mm) Ø10-20
	Modular Mills		✓ Dia Range (mm) Ø20-32	-	-	✓ Dia Range (mm) Ø25-42	-	-
	Face Mills		✓ Dia Range (mm) Ø40-80	✓ Dia Range (mm) Ø50-80	-	✓ Dia Range (mm) Ø40-63	✓ Dia Range (mm) Ø50-100	-
	Helical Mills		-	-	-	-	-	-
Application	Face Milling		✓	✓	✓	✓	✓	✓
	Shoulder Milling		✓	✓	✓	✓	✓	✓
	Slot Milling		✓	✓	✓	✓	✓	✓
	Plunging		✓	✓	✓	✓	✓	✓
	Helical Interpolation		✓	✓	✓	✓	✓	✓
	Side Profile Milling		-	-	-	-	-	-
	Profile Milling		-	-	-	-	-	-


Insert			XOMX 10T3.. SCO	XOMX 1204.. SCO	XOMX 1806.. SCO	EDPT 10T3.. KNMTL	EDPT 1404.. KNMTL	AOMT 1236.. MTSBH
								
Page			<b>F224-225</b>	<b>F224-225</b>	<b>F225</b>	<b>F226-227</b>	<b>F226-227</b>	<b>F228</b>
Dimeter Range (mm)			Ø16-63	Ø20-125	Ø50-125	Ø16-63	Ø20-80	Ø16-100
Approach Angle			90°	90°	90°	90°	90°	90°
Max. Cutting Depth			9mm	11mm	17mm	9.80mm	14mm	10mm
Holder Type	Endmills		✓ Dia Range (mm) Ø16-20	✓ Dia Range (mm) Ø20-32	-	✓ Dia Range (mm) Ø16-32	✓ Dia Range (mm) Ø20-40	✓ Dia Range (mm) Ø16-32
	Modular Mills		✓ Dia Range (mm) Ø16-20	✓ Dia Range (mm) Ø20-32	-	✓ Dia Range (mm) Ø16-32	✓ Dia Range (mm) Ø20-32	✓ Dia Range (mm) Ø16-32
	Face Mills		✓ Dia Range (mm) Ø40-63	✓ Dia Range (mm) Ø40-125	✓ Dia Range (mm) Ø50-125	✓ Dia Range (mm) Ø40-63	✓ Dia Range (mm) Ø40-80	✓ Dia Range (mm) Ø40-100
	Helical Mills		-	-	-	-	-	-
Application	Face Milling		✓	✓	✓	✓	✓	✓
	Shoulder Milling		✓	✓	✓	✓	✓	✓
	Slot Milling		✓	✓	✓	✓	✓	✓
	Plunging		✓	✓	✓	✓	✓	✓
	Helical Interpolation		✓	✓	✓	✓	✓	✓
	Side Profile Milling		-	-	-	-	-	-
	Profile Milling		-	-	-	-	-	-

Insert			XDKT 0703.. CRTZ	XDKT 11T3.. CRTZ	AXMT 0602.. TGTC	APKT 0602.. LMN	AOMT 0702.. TNGLY	
								
Page			<b>F229</b>	<b>F229</b>	<b>F230</b>	<b>F230</b>	<b>F231</b>	
Dimeter Range (mm)			Ø12-17	Ø16-26	Ø10-16	Ø10-13	Ø12-22	
Approach Angle			90°	90°	90°	90°	90°	
Max. Cutting Depth			7mm	11mm	5.75mm	5.5mm	7mm	
Holder Type	Endmills		✓ Dia Range (mm) Ø12-17	✓ Dia Range (mm) Ø16-26	✓ Dia Range (mm) Ø10-16	✓ Dia Range (mm) Ø10-13	✓ Dia Range (mm) Ø12-22	
	Modular Mills		-	-	-	-	-	
	Face Mills		-	-	-	-	-	
	Helical Mills		-	-	-	-	-	
Application	Face Milling		✓	✓	✓	✓	✓	
	Shoulder Milling		✓	✓	✓	✓	✓	
	Slot Milling		✓	✓	✓	✓	✓	
	Plunging		✓	✓	✓	✓	✓	
	Helical Interpolation		✓	✓	✓	✓	✓	
	Side Profile Milling		-	-	-	-	-	
	Profile Milling		-	-	-	-	-	






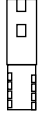






Insert		LNHU 0904.. WLTR	LNMU 1306.. WLTR	LNMT 0804..	LNMT 1306..	LOEX 0804.. SCO	LP.U 0904.. SCO
							
Page		<b>F232-233</b>	<b>F233</b>	<b>F234-235</b>	<b>F234-235</b>	<b>F236-237</b>	<b>F238-239</b>
Dimeter Range (mm)		Ø20-80	Ø40-100	Ø16-80	Ø32-125	Ø20-63	Ø20-63
Approach Angle		90°	90°	90°	90°	90°	90°
Max. Cutting Depth		8mm	12mm	8mm	12.5mm	8mm	8.3mm
Holder Type	Endmills	 Dia Range (mm) ✓ Ø20-32	-	Dia Range (mm) ✓ Ø16-32	Dia Range (mm) ✓ Ø32-40	Dia Range (mm) ✓ Ø20-32	Dia Range (mm) ✓ Ø20-32
	Modular Mills	 Dia Range (mm) ✓ Ø20-32	-	Dia Range (mm) ✓ Ø20-32	-	Dia Range (mm) ✓ Ø20-32	Dia Range (mm) ✓ Ø20-32
	Face Mills	 Dia Range (mm) ✓ Ø40-80	Dia Range (mm) ✓ Ø40-100	Dia Range (mm) ✓ Ø40-80	Dia Range (mm) ✓ Ø50-125	Dia Range (mm) ✓ Ø40-63	Dia Range (mm) ✓ Ø40-63
	Helical Mills	 -	-	-	-	-	-
Application	Face Milling	 ✓	✓	✓	✓	✓	✓
	Shoulder Milling	 ✓	✓	✓	✓	✓	✓
	Slot Milling	 ✓	✓	✓	✓	✓	✓
	Plunging	 ✓	✓	✓	✓	✓	✓
	Helical Interpolation	 ✓	✓	✓	✓	✓	✓
	Side Profile Milling	 -	-	-	-	-	-
	Profile Milling	 -	-	-	-	-	-







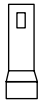


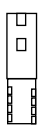













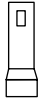

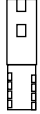






Insert			LOGU 0904.. MTSBH	LN.. 1106.. T490	LNKT 1506.. ZCC	LNKT 1707.. KRLY	AN.X 0904..	AN.X 1205..
								
Page			<b>F240-241</b>	<b>F242</b>	<b>F243</b>	<b>F243</b>	<b>F244-245</b>	<b>F245</b>
Dimeter Range (mm)			Ø16-80	Ø25-80	Ø50-125	Ø50-100	Ø16-63	Ø50-100
Approach Angle			90°	90°	90°	90°	90°	90°
Max. Cutting Depth			8mm	9mm	12mm	16.5mm	8mm	12mm
Holder Type	Endmills		✓ Dia Range (mm) Ø16-32	✓ Dia Range (mm) Ø25-32	-	-	✓ Dia Range (mm) Ø16-32	-
	Modular Mills		✓ Dia Range (mm) Ø20-32	-	-	-	✓ Dia Range (mm) Ø20-25	-
	Face Mills		✓ Dia Range (mm) Ø40-80	✓ Dia Range (mm) Ø40-80	✓ Dia Range (mm) Ø50-125	✓ Dia Range (mm) Ø50-100	✓ Dia Range (mm) Ø40-63	✓ Dia Range (mm) Ø50-100
	Helical Mills		-	-	-	-	-	-
Application	Face Milling		✓	✓	✓	✓	✓	✓
	Shoulder Milling		✓	✓	✓	✓	✓	✓
	Slot Milling		✓	✓	✓	✓	✓	✓
	Plunging		✓	✓	✓	✓	✓	✓
	Helical Interpolation		✓	✓	✓	✓	✓	✓
	Side Profile Milling		-	-	-	-	-	-
	Profile Milling		-	-	-	-	-	-

















Insert			AN.X 1706..	LN.X 1006.. KRLY	LN.X 1510.. KRLY	LOMU 1004.. KYCR	LOMU 1505.. KYCR	ANGX 1105.. ZCC
								
Page			<b>F245</b>	<b>F246-247</b>	<b>F246-247</b>	<b>F248-249</b>	<b>F249</b>	<b>F250</b>
Dimeter Range (mm)			Ø50-125	Ø16-63	Ø32-160	Ø16-63	Ø40-100	Ø25-63
Approach Angle			90°	90°	90°	90°	90°	90°
Max. Cutting Depth			16.3mm	9mm	14mm	10mm	15mm	10mm
Holder Type	Endmills		-	✓ Dia Range (mm) Ø16-40	✓ Dia Range (mm) Ø32-40	✓ Dia Range (mm) Ø16-33	-	✓ Dia Range (mm) Ø25-32
	Modular Mills		-	✓ Dia Range (mm) Ø16-25	-	✓ Dia Range (mm) Ø16-32	-	-
	Face Mills		✓ Dia Range (mm) Ø50-125	✓ Dia Range (mm) Ø40-63	✓ Dia Range (mm) Ø50-160	✓ Dia Range (mm) Ø40-63	✓ Dia Range (mm) Ø40-100	✓ Dia Range (mm) Ø40-63
	Helical Mills		-	-	-	-	-	-
Application	Face Milling		✓	✓	✓	✓	✓	✓
	Shoulder Milling		✓	✓	✓	✓	✓	✓
	Slot Milling		✓	✓	✓	✓	✓	✓
	Plunging		✓	✓	✓	✓	✓	✓
	Helical Interpolation		✓	✓	✓	✓	✓	✓
	Side Profile Milling		-	-	-	-	-	-
	Profile Milling		-	-	-	-	-	-





Insert			ANGX 1506.. ZCC	LQMU 1107.. TNGLY	LNGX 1205.. PRMT	LNGU 15T.. KNMTL	XNPU 15T6.. WDA	AN.X 1607.. TGTC	LNGX 1307.. WLTR
									
Page			<b>F250</b>	<b>F251</b>	<b>F252</b>	<b>F254</b>	<b>F255</b>	<b>F253</b>	<b>F255</b>
Dimeter Range (mm)			Ø50-100	Ø25-63	Ø25-100	Ø40-100	Ø40-100	Ø50-100	Ø50-125
Approach Angle			90°	90°	90°	90°	90°	90°	90°
Max. Cutting Depth			14mm	9mm	12mm	15.5mm	14.5mm	15mm	12mm
Holder Type	Endmills		-	✓ Dia Range (mm) Ø25-32	✓ Dia Range (mm) Ø25-32	-	-	-	-
	Modular Mills		-	-	-	-	-	-	-
	Face Mills		✓ Dia Range (mm) Ø50-100	✓ Dia Range (mm) Ø40-63	✓ Dia Range (mm) Ø50-100	✓ Dia Range (mm) Ø40-100	✓ Dia Range (mm) Ø40-100	✓ Dia Range (mm) Ø40-100	✓ Dia Range (mm) Ø50-125
	Helical Mills		-	-	-	-	-	-	-
Application	Face Milling		✓	✓	✓	✓	✓	✓	✓
	Shoulder Milling		✓	✓	✓	✓	✓	✓	✓
	Slot Milling		✓	✓	✓	✓	✓	✓	✓
	Plunging		✓	✓	✓	✓	✓	✓	✓
	Helical Interpolation		✓	✓	✓	✓	✓	✓	✓
	Side Profile Milling		-	-	-	-	-	-	-
	Profile Milling		-	-	-	-	-	-	-

Insert			4NKT 0603.. TGTC	XNKT 0604.. KRLY	XNKT 0805.. KRLY	3PKT 0603.. TGTC	3PKT 1004.. TGTC	3PKT 1505.. TGTC
								
Page			<b>F256</b>	<b>F258-259</b>	<b>F258-259</b>	<b>F260</b>	<b>F260-261</b>	<b>F261</b>
Dimeter Range (mm)			Ø16-63	Ø20-42	Ø30-125	Ø12-20	Ø16-63	Ø40-125
Approach Angle			90°	90°	90°	90°	90°	90°
Max. Cutting Depth			6mm	5.5mm	8mm	5mm	7mm	11mm
Holder Type	Endmills		✓ Dia Range (mm) Ø16-32	✓ Dia Range (mm) Ø20-33	✓ Dia Range (mm) Ø30-40	✓ Dia Range (mm) Ø12-20	✓ Dia Range (mm) Ø16-32	-
	Modular Mills		✓ Dia Range (mm) Ø16-42	✓ Dia Range (mm) Ø20-42	✓ Dia Range (mm) Ø30-40	-	✓ Dia Range (mm) Ø20-40	-
	Face Mills		✓ Dia Range (mm) Ø40-63	-	✓ Dia Range (mm) Ø40-125	-	✓ Dia Range (mm) Ø40-63	✓ Dia Range (mm) Ø40-125
	Helical Mills		-	-	-	-	-	-
Application	Face Milling		✓	✓	✓	✓	✓	✓
	Shoulder Milling		✓	✓	✓	✓	✓	✓
	Slot Milling		✓	✓	✓	✓	✓	✓
	Plunging		✓	✓	✓	✓	✓	✓
	Helical Interpolation		✓	✓	✓	✓	✓	✓
	Side Profile Milling		-	-	-	-	-	-
	Profile Milling		-	-	-	-	-	-







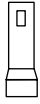


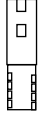







Insert			TN.X 1005..	TP.T 1003..	6NGU 0604.. TGTC	6NGU 0905.. TGTC	6NKU 0403.. TGTC	TNGX 1004.. PRMT
								
Page			<b>F262</b>	<b>F264-265</b>	<b>F266</b>	<b>F267</b>	<b>F268</b>	<b>F263</b>
Dimeter Range (mm)			Ø20-63	Ø25-80	Ø25-32	Ø50-80	Ø20-32	Ø20-63
Approach Angle			90°	90°	90°	90°	90°	90°
Max. Cutting Depth			8mm	8mm	6.2mm	9.2mm	4.1mm	5mm
Holder Type	Endmills		✓ Dia Range (mm) Ø20-32	✓ Dia Range (mm) Ø25-32	✓ Dia Range (mm) Ø25-32	-	✓ Dia Range (mm) Ø20-32	✓ Dia Range (mm) Ø20-32
	Modular Mills		✓ Dia Range (mm) Ø20-32	✓ Dia Range (mm) Ø25-32	✓ Dia Range (mm) Ø25-32	-	✓ Dia Range (mm) Ø20-32	-
	Face Mills		✓ Dia Range (mm) Ø40-63	✓ Dia Range (mm) Ø40-80	-	✓ Dia Range (mm) Ø50-80	-	✓ Dia Range (mm) Ø40-63
	Helical Mills		-	-	-	-	-	-
Application	Face Milling		✓	✓	✓	✓	✓	✓
	Shoulder Milling		✓	✓	✓	✓	✓	✓
	Slot Milling		✓	✓	✓	✓	✓	✓
	Plunging		✓	✓	✓	✓	✓	✓
	Helical Interpolation		✓	✓	✓	✓	✓	✓
	Side Profile Milling		-	-	-	-	-	-
	Profile Milling		-	-	-	-	-	-







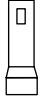


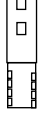






Insert			TOMT 0603.. TNGLY	TOMT 1004.. TNGLY	TOMT 1506.. TNGLY	TNMX 1806.. TGTC	WNMU 0806.. KYCR	XNEX 0403.. SCO
								
Page			<b>F270</b>	<b>F270</b>	<b>F270</b>	<b>F271</b>	<b>F271</b>	<b>F272-273</b>
Dimeter Range (mm)			Ø16-25	Ø25-63	Ø50-125	Ø63-100	Ø50-125	Ø17-33
Approach Angle			90°	90°	90°	90°	90°	90°
Max. Cutting Depth			6mm	10mm	15mm	13mm	8mm	4mm
Holder Type	Endmills		✓ Dia Range (mm) Ø16-25	✓ Dia Range (mm) Ø25-32	-	-	-	✓ Dia Range (mm) Ø17-33
	Modular Mills		-	-	-	-	-	✓ Dia Range (mm) Ø20-25
	Face Mills		-	✓ Dia Range (mm) Ø40-63	✓ Dia Range (mm) Ø50-125	✓ Dia Range (mm) Ø63-100	✓ Dia Range (mm) Ø50-125	✓ Dia Range (mm) Ø40-125
	Helical Mills		-	-	-	-	-	-
Application	Face Milling		✓	✓	✓	✓	✓	✓
	Shoulder Milling		✓	✓	✓	✓	✓	✓
	Slot Milling		✓	✓	✓	✓	✓	✓
	Plunging		✓	✓	✓	✓	✓	✓
	Helical Interpolation		✓	✓	✓	✓	✓	✓
	Side Profile Milling		-	-	-	-	-	-
	Profile Milling		-	-	-	-	-	-







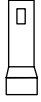


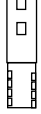






Insert			XNEX 0806.. SCO	WNGX 0806.. KRLY	WNHU 0806.. ZCC	WN.U 0705..	TPKN 1603.. ISO	TPKN 2204.. ISO
								
Page			<b>F273</b>	<b>F274</b>	<b>F275</b>	<b>F276</b>	<b>F277</b>	<b>F277</b>
Dimeter Range (mm)			Ø50-125	Ø50-100	Ø50-100	Ø50-100	Ø50-125	Ø63-160
Approach Angle			90°	90°	90°	90°	90°	90°
Max. Cutting Depth			7.5mm	8.2mm	7.5mm	7mm	12mm	18mm
Holder Type	Endmills		-	-	-	-	-	-
	Modular Mills		-	-	-	-	-	-
	Face Mills		✓ Dia Range (mm) Ø50-125	✓ Dia Range (mm) Ø50-100	✓ Dia Range (mm) Ø50-100	✓ Dia Range (mm) Ø50-100	✓ Dia Range (mm) Ø50-125	✓ Dia Range (mm) Ø63-160
	Helical Mills		-	-	-	-	-	-
Application	Face Milling		✓	✓	✓	✓	✓	✓
	Shoulder Milling		✓	✓	✓	✓	✓	✓
	Slot Milling		✓	✓	✓	✓	✓	✓
	Plunging		✓	✓	✓	✓	✓	✓
	Helical Interpolation		✓	✓	✓	✓	✓	✓
	Side Profile Milling		-	-	-	-	-	-
	Profile Milling		-	-	-	-	-	-







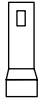


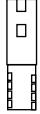







Insert			APKT 1003.. ISO	APKT 1643.. ISO	SEMT 1304.. TGTC	SEET 12T3.. ZCC	SOMT 12T3.. MTSBH	SDMT 09T3.. WLTR
								
Page			<b>F278</b>	<b>F278</b>	<b>F278</b>	<b>F279</b>	<b>F279</b>	<b>F280-281</b>
Dimeter Range (mm)			Ø63-100	Ø63-125	Ø50-80	Ø50-125	Ø63-100	Ø25-63
Approach Angle			75°	75°	90°	90°	90°	90°
Max. Cutting Depth			5mm	10mm	11mm	12mm	11mm	8.4mm
Holder Type	Endmills		-	-	-	-	-	✓ Dia Range (mm) Ø25-33
	Modular Mills		-	-	-	-	-	✓ Dia Range (mm) Ø20-25
	Face Mills		✓ Dia Range (mm) Ø63-100	✓ Dia Range (mm) Ø63-125	✓ Dia Range (mm) Ø50-80	✓ Dia Range (mm) Ø50-125	✓ Dia Range (mm) Ø63-100	✓ Dia Range (mm) Ø40-63
	Helical Mills		-	-	-	-	-	-
Application	Face Milling		✓	✓	✓	✓	✓	✓
	Shoulder Milling		✓	✓	✓	✓	✓	✓
	Slot Milling		✓	✓	✓	✓	✓	✓
	Plunging		✓	✓	✓	✓	✓	✓
	Helical Interpolation		✓	✓	✓	✓	✓	✓
	Side Profile Milling		-	-	-	-	-	-
	Profile Milling		-	-	-	-	-	-







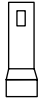


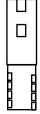

















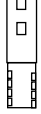







Insert			SDMT 09T3.. WLTR	490R-08.. SDV	490R-14.. SDV	SDMT 1506.. WDA	SD.T 09M4.. KRLY	SD.T 1305.. KRLY
								
Page			<b>F281</b>	<b>F282-283</b>	<b>F283</b>	<b>F284</b>	<b>F285</b>	<b>F285</b>
Dimeter Range (mm)			Ø20-32	Ø20-63	Ø50-80	Ø50-125	Ø25-63	Ø50-100
Approach Angle			45°	90°	90°	90°	90°	90°
Max. Cutting Depth			7mm	5.5mm	10.6mm	12mm	7mm	11mm
Holder Type	Endmills		-	✓ Dia Range (mm) Ø20-33	-	-	✓ Dia Range (mm) Ø25-32	-
	Modular Mills		✓ Dia Range (mm) Ø20-32	✓ Dia Range (mm) Ø20-32	-	-	-	-
	Face Mills		-	✓ Dia Range (mm) Ø40-63	✓ Dia Range (mm) Ø50-80	✓ Dia Range (mm) Ø50-125	✓ Dia Range (mm) Ø40-63	✓ Dia Range (mm) Ø50-100
	Helical Mills		-	-	-	-	-	-
Application	Face Milling		✓	✓	✓	✓	✓	✓
	Shoulder Milling		✓	✓	✓	✓	✓	✓
	Slot Milling		✓	✓	✓	✓	✓	✓
	Plunging		✓	✓	✓	✓	✓	✓
	Helical Interpolation		✓	✓	✓	✓	✓	✓
	Side Profile Milling		-	-	-	-	-	-
	Profile Milling		-	-	-	-	-	-









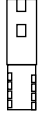






Insert			SYHU 0704..	SDMT 1205.. PRMT	SN.. 1206.. ISO	SNMU 1305.. KYCR	SNMU 1305.. PNTR	SN.. 1206.. ISO
								
Page			<b>F288</b>	<b>F288</b>	<b>F289</b>	<b>F290</b>	<b>F291</b>	<b>F292</b>
Dimeter Range (mm)			Ø50-100	Ø50-125	Ø50-200	Ø50-160	Ø50-125	Ø50-315
Approach Angle			50°	90°	89°	88°	89°	45°
Max. Cutting Depth			4.6mm	10mm	10mm	5mm	9mm	6mm
Holder Type	Endmills		-	-	-	-	-	-
	Modular Mills		-	-	-	-	-	-
	Face Mills		✓ Dia Range (mm) Ø50-100	✓ Dia Range (mm) Ø50-125	✓ Dia Range (mm) Ø50-200	✓ Dia Range (mm) Ø50-160	✓ Dia Range (mm) Ø50-125	✓ Dia Range (mm) Ø50-315
	Helical Mills		-	-	-	-	-	-
Application	Face Milling		✓	✓	✓	✓	✓	✓
	Shoulder Milling		✓	✓	✓	✓	✓	✓
	Slot Milling		✓	✓	✓	✓	✓	✓
	Plunging		✓	✓	✓	✓	✓	✓
	Helical Interpolation		✓	✓	✓	✓	✓	✓
	Side Profile Milling		-	-	-	-	-	-
	Profile Milling		-	-	-	-	-	-

Insert			SEET 12T3 ZCC	SNMU 1305..	SEMT 13T3 MTSBH	R345-13.. SDV	SNMT 1205.. PRMT	SEET 0903 KRLY
								
Page			<b>F293</b>	<b>F294</b>	<b>F294</b>	<b>F295</b>	<b>F295</b>	<b>F296</b>
Dimeter Range (mm)			Ø50-160	Ø50-100	Ø50-80	Ø50-100	Ø50-160	Ø25-80
Approach Angle			45°	45°	45°	45°	45°	45°
Max. Cutting Depth			6mm	6mm	6mm	6mm	6.5mm	4mm
Holder Type	Endmills		-	-	-	-	-	-
	Modular Mills		-	-	-	-	-	-
	Face Mills		✓ Dia Range (mm) Ø50-160	✓ Dia Range (mm) Ø50-100	✓ Dia Range (mm) Ø50-80	✓ Dia Range (mm) Ø50-125	✓ Dia Range (mm) Ø50-160	✓ Dia Range (mm) Ø50-100
	Helical Mills		-	-	-	-	-	-
Application	Face Milling		✓	✓	✓	✓	✓	✓
	Shoulder Milling		✓	✓	✓	✓	✓	✓
	Slot Milling		✓	✓	✓	✓	✓	✓
	Plunging		✓	✓	✓	✓	✓	✓
	Helical Interpolation		✓	✓	✓	✓	✓	✓
	Side Profile Milling		-	-	-	-	-	-
	Profile Milling		-	-	-	-	-	-

Insert			SE.. 14M4 KRLY	SNMU 1307.. TNGLY	ONMU 0705.. TNGLY	RNMU 1307.. TNGLY	SNEG 1306.. ZCC	SN.X 1306.. TGTC
								
Page			<b>F297</b>	<b>F298</b>	<b>F298</b>	<b>F298</b>	<b>F299</b>	<b>F299</b>
Dimeter Range (mm)			Ø50-125	Ø63-100	Ø63-100	Ø63-100	Ø50-160	Ø50-80
Approach Angle			45°	45°	45°	-°	45°	45°
Max. Cutting Depth			6.5mm	6mm	10mm	5mm	7mm	7mm
Holder Type	Endmills		-	-	-	-	-	-
	Modular Mills		-	-	-	-	-	-
	Face Mills		✓ Dia Range (mm) Ø50-125	✓ Dia Range (mm) Ø63-100	✓ Dia Range (mm) Ø63-100	✓ Dia Range (mm) Ø63-100	✓ Dia Range (mm) Ø50-160	✓ Dia Range (mm) Ø50-315
	Helical Mills		-	-	-	-	-	-
Application	Face Milling		✓	✓	✓	✓	✓	✓
	Shoulder Milling		✓	-	-	-	-	-
	Slot Milling		✓	-	-	-	-	-
	Plunging		-	-	-	-	-	-
	Helical Interpolation		-	-	-	-	-	-
	Side Profile Milling		-	-	-	-	-	-
	Profile Milling		-	-	-	-	-	-






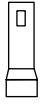


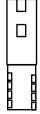







Insert			SPKN 1203.. ISO	SNGN 1204.. KYCR	XNMMU 0605.. TGTC	XNMMU 0906.. TGTC	HNKX 0604.. LMN	ON.X 0505..
								
Page			<b>F300</b>	<b>F301</b>	<b>F302</b>	<b>F302</b>	<b>F302</b>	<b>F303</b>
Dimeter Range (mm)			Ø50-315	Ø63-100	Ø50-80	Ø63-125	Ø50-80	Ø50-100
Approach Angle			75°	88°	45°	45°	45°	45°
Max. Cutting Depth			9.5mm	9.5mm	3.5mm	5mm	3.5mm	4mm
Holder Type	Endmills		-	-	-	-	-	-
	Modular Mills		-	-	-	-	-	-
	Face Mills		✓ Dia Range (mm) Ø50-315	✓ Dia Range (mm) Ø63-100	✓ Dia Range (mm) Ø50-80	✓ Dia Range (mm) Ø63-125	✓ Dia Range (mm) Ø50-80	✓ Dia Range (mm) Ø50-100
	Helical Mills		-	-	-	-	-	-
Application	Face Milling		✓	✓	✓	✓	✓	✓
	Shoulder Milling		-	-	-	-	-	-
	Slot Milling		-	-	-	-	-	-
	Plunging		-	-	-	-	-	-
	Helical Interpolation		-	-	-	-	-	-
	Side Profile Milling		-	-	-	-	-	-
	Profile Milling		-	-	-	-	-	-

Insert			ON.X 0606.. KRLY	PNMU 1205.. KYCR	PNMU 0905.. KYCR	ON.X 0806.. ISO	ONHU 0604.. ZCC	ONHU 08T6.. ZCC
								
Page			<b>F303</b>	<b>F304</b>	<b>F304</b>	<b>F305</b>	<b>F305</b>	<b>F305</b>
Dimeter Range (mm)			Ø63-125	Ø63-125	Ø50-125	Ø63-200	Ø63-100	Ø63-100
Approach Angle			45°	45°	66°	45°	45°	45°
Max. Cutting Depth			4mm	6mm	6mm	5.5mm	4mm	5mm
Holder Type	Endmills		-	-	-	-	-	-
	Modular Mills		-	-	-	-	-	-
	Face Mills		✓ Dia Range (mm) Ø63-125	✓ Dia Range (mm) Ø63-125	✓ Dia Range (mm) Ø50-125	✓ Dia Range (mm) Ø63-200	✓ Dia Range (mm) Ø63-100	✓ Dia Range (mm) Ø63-100
	Helical Mills		-	-	-	-	-	-
Application	Face Milling		✓	✓	✓	✓	✓	✓
	Shoulder Milling		-	-	-	-	-	-
	Slot Milling		-	-	-	-	-	-
	Plunging		-	-	-	-	-	-
	Helical Interpolation		-	-	-	-	-	-
	Side Profile Milling		-	-	-	-	-	-
	Profile Milling		-	-	-	-	-	-


















Insert			HN.J 0604.. KNMTL	HN.J 0704.. WDA	HN.J 0905.. KNMTL/WDA	HNGX 0604.. PRMT	HNGX 0906.. PRMT	ONMU 0504.. SCO
								
Page			<b>F3036</b>	<b>F306</b>	<b>F306</b>	<b>F307</b>	<b>F307</b>	<b>F308</b>
Dimeter Range (mm)			Ø50-80	Ø50-80	Ø50-160	Ø50-100	Ø63-160	Ø50-100
Approach Angle			45°	45°	45°	45°	45°	45°
Max. Cutting Depth			3.23mm	3.5mm	4.5mm	3mm	5mm	3mm
Holder Type	Endmills		-	-	-	-	-	-
	Modular Mills		-	-	-	-	-	-
	Face Mills		✓ Dia Range (mm) Ø50-80	✓ Dia Range (mm) Ø63-100	✓ Dia Range (mm) Ø50-160	✓ Dia Range (mm) Ø50-100	✓ Dia Range (mm) Ø63-160	✓ Dia Range (mm) Ø50-100
	Helical Mills		-	-	-	-	-	-
Application	Face Milling		✓	✓	✓	✓	✓	✓
	Shoulder Milling		✓	✓	✓	✓	✓	✓
	Slot Milling		✓	✓	✓	✓	✓	✓
	Plunging		-	-	-	-	-	-
	Helical Interpolation		-	-	-	-	-	-
	Side Profile Milling		-	-	-	-	-	-
	Profile Milling		-	-	-	-	-	-


Insert			OD.. 0504.. PRMT	OFER 07T3.. ISO	RNMU 1004.. TGTC	RNMU 1205.. TGTC	RNMU 1606.. TGTC	RDKW 0501.. ISO
								
Page			<b>F309</b>	<b>F309</b>	<b>G310-311</b>	<b>G310-311</b>	<b>G311</b>	<b>G312</b>
Dimeter Range (mm)			Ø40-100	Ø63-125	Ø25-50	Ø32-63	Ø50-80	Ø08-14
Approach Angle			45°	43°	-°	-°	-°	-°
Max. Cutting Depth			3.5mm	3mm	5mm	6mm	8mm	2.5mm
Holder Type	Endmills		-	-	✓ Dia Range (mm) Ø25-32	✓ Dia Range (mm) Ø32-40	-	✓ Dia Range (mm) Ø08-14
	Modular Mills		-	-	✓ Dia Range (mm) Ø25-32	✓ Dia Range (mm) Ø32-40	-	-
	Face Mills		✓ Dia Range (mm) Ø40-100	✓ Dia Range (mm) Ø63-125	✓ Dia Range (mm) Ø40-50	✓ Dia Range (mm) Ø40-63	✓ Dia Range (mm) Ø50-80	-
	Helical Mills		-	-	-	-	-	-
Application	Face Milling		✓	✓	✓	✓	✓	✓
	Shoulder Milling		✓	✓	✓	✓	✓	✓
	Slot Milling		✓	✓	✓	✓	✓	✓
	Plunging		-	-	✓	✓	✓	✓
	Helical Interpolation		-	-	✓	✓	✓	✓
	Side Profile Milling		-	-	-	-	-	-
	Profile Milling		-	-	✓	✓	✓	✓



Insert			RDKW 0702.. ISO	RD.. 0803.. ISO	RD.. 1003.. ISO	RD.. 12T3.. ISO	RD.. 1604.. ISO	RD.. 10T3 ISO
								
Page			<b>G312-314</b>	<b>G312-314</b>	<b>G312-315</b>	<b>G312-315</b>	<b>G315</b>	<b>G316-317</b>
Dimeter Range (mm)			Ø16-25	Ø16-35	Ø20-125	Ø25-125	Ø63-125	Ø20-63
Approach Angle			-°	-°	-°	-°	-°	-°
Max. Cutting Depth			3.5mm	4mm	5mm	6mm	8mm	5mm
Holder Type	Endmills		✓ Dia Range (mm) Ø16-25	✓ Dia Range (mm) Ø16-32	✓ Dia Range (mm) Ø20-40	✓ Dia Range (mm) Ø25-40	-	✓ Dia Range (mm) Ø20-32
	Modular Mills		✓ Dia Range (mm) Ø16-25	✓ Dia Range (mm) Ø16-35	✓ Dia Range (mm) Ø20-42	✓ Dia Range (mm) Ø24-42	-	✓ Dia Range (mm) Ø20-32
	Face Mills		-	-	✓ Dia Range (mm) Ø40-125	✓ Dia Range (mm) Ø40-125	✓ Dia Range (mm) Ø63-125	✓ Dia Range (mm) Ø40-63
	Helical Mills		-	-	-	-	-	-
Application	Face Milling		✓	✓	✓	✓	✓	✓
	Shoulder Milling		✓	✓	✓	✓	✓	✓
	Slot Milling		✓	✓	✓	✓	✓	✓
	Plunging		✓	✓	✓	✓	✓	✓
	Helical Interpolation		✓	✓	✓	✓	✓	✓
	Side Profile Milling		-	-	-	-	-	-
	Profile Milling		✓	✓	✓	✓	✓	✓

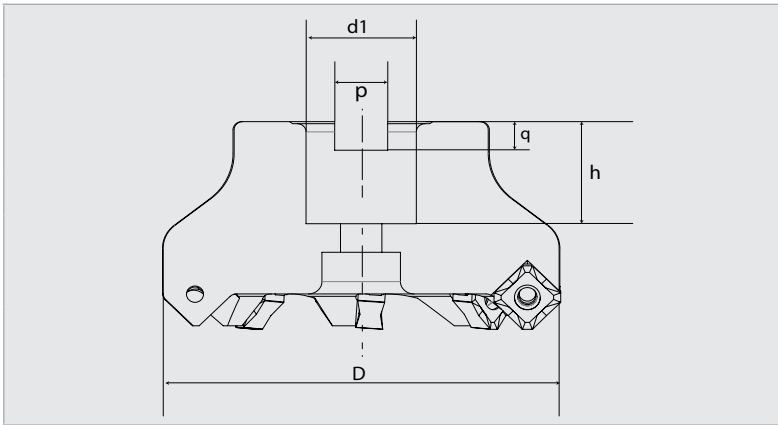
Insert			RD.. 1204 ISO	RPMT 10T3 MTSBH	RPMT 1204 MTSBH	RPMT 10T3 KYCR	RPMT 1204 KYCR	RPMT 1605 KYCR
								
Page			<b>G316-317</b>	<b>G318-319</b>	<b>G318-319</b>	<b>G320-321</b>	<b>G320-321</b>	<b>G321</b>
Dimeter Range (mm)			Ø25-100	Ø25-100	Ø25-100	Ø25-63	Ø32-80	Ø63-125
Approach Angle			6°	-°	-°	-°	-°	-°
Max. Cutting Depth			6mm	5mm	6mm	5mm	6mm	8mm
Holder Type	Endmills		✓ Dia Range (mm) Ø25-33	✓ Dia Range (mm) Ø25-32	✓ Dia Range (mm) Ø25	✓ Dia Range (mm) Ø25-35	✓ Dia Range (mm) Ø32-40	-
	Modular Mills		✓ Dia Range (mm) Ø32-42	✓ Dia Range (mm) Ø25-42	✓ Dia Range (mm) Ø25-42	✓ Dia Range (mm) Ø25-32	✓ Dia Range (mm) Ø32-40	-
	Face Mills		✓ Dia Range (mm) Ø40-100	✓ Dia Range (mm) Ø40-100	✓ Dia Range (mm) Ø40-100	✓ Dia Range (mm) Ø40-63	✓ Dia Range (mm) Ø40-80	✓ Dia Range (mm) Ø63-125
	Helical Mills		-	-	-	-	-	-
Application	Face Milling		✓	✓	✓	✓	✓	✓
	Shoulder Milling		✓	✓	✓	✓	✓	✓
	Slot Milling		✓	✓	✓	✓	✓	✓
	Plunging		✓	✓	✓	✓	✓	✓
	Helical Interpolation		✓	✓	✓	✓	✓	✓
	Side Profile Milling		-	-	-	-	-	-
	Profile Milling		✓	✓	✓	✓	✓	✓

Insert			QPMT 10T3 SMTM	RCKT 1204.. SDV	RPNX 10T3.. CRTZ	RPNX 1204.. CRTZ	RCKT 10T3.. ZCC	RCKT 1204.. ZCC
								
Page			<b>G324</b>	<b>G324</b>	<b>G325</b>	<b>G325</b>	<b>G325</b>	<b>G325</b>
Dimeter Range (mm)			Ø25-63	Ø28-80	Ø40-80	Ø50-10	Ø40-63	Ø50-80
Approach Angle			-°	-°	-°	-°	-°	-°
Max. Cutting Depth			5mm	6mm	5mm	6mm	5mm	6mm
Holder Type	Endmills		✓ Dia Range (mm) Ø25-32	✓ Dia Range (mm) Ø28-35	-	-	-	-
	Modular Mills		✓ Dia Range (mm) Ø25-40	-	-	-	-	-
	Face Mills		✓ Dia Range (mm) Ø40-63	✓ Dia Range (mm) Ø50-80	✓ Dia Range (mm) Ø40-80	✓ Dia Range (mm) Ø50-100	✓ Dia Range (mm) Ø40-63	✓ Dia Range (mm) Ø50-80
	Helical Mills		-	-	-	-	-	-
Application	Face Milling		✓	✓	✓	✓	✓	✓
	Shoulder Milling		✓	✓	✓	✓	✓	✓
	Slot Milling		✓	✓	✓	✓	✓	✓
	Plunging		✓	✓	✓	✓	✓	✓
	Helical Interpolation		✓	✓	✓	✓	✓	✓
	Side Profile Milling		-	-	-	-	-	-
	Profile Milling		✓	✓	✓	✓	✓	✓

Insert			VCGT 1604.. ISO	VCGT 2205.. ISO	XEKT-MA 19M5.. KRLY	XPHT16R0803 ZCC-CT	XPHT20R10T3 ZCC-CT	XPHT25R1204 ZCC-CT
								
Page			<b>F287</b>	<b>F287</b>	<b>F287</b>	<b>G327</b>	<b>G327</b>	<b>G327</b>
Dimeter Range (mm)			Ø40-80	Ø50-80	Ø40-63	Ø16	Ø20	Ø25
Approach Angle			90°	90°	90°	-	-	-
Max. Cutting Depth			11mm	14mm	17mm	-	-	-
Holder Type	Endmills		-	-	-	✓ Dia Range (mm) Ø16	✓ Dia Range (mm) Ø20	✓ Dia Range (mm) Ø25
	Modular Mills		-	-	-	-	-	-
	Face Mills		✓ Dia Range (mm) Ø40-80	✓ Dia Range (mm) Ø50-80	✓ Dia Range (mm) Ø40-63	-	-	-
	Helical Mills		-	-	-	-	-	-
Application	Face Milling		✓	✓	✓	-	-	-
	Shoulder Milling		✓	✓	✓	-	-	-
	Slot Milling		✓	✓	✓	-	-	-
	Plunging		-	-	-	-	-	-
	Helical Interpolation		✓	✓	✓	-	-	-
	Side Profile Milling		-	-	-	-	-	-
	Profile Milling		-	-	-	✓	✓	✓

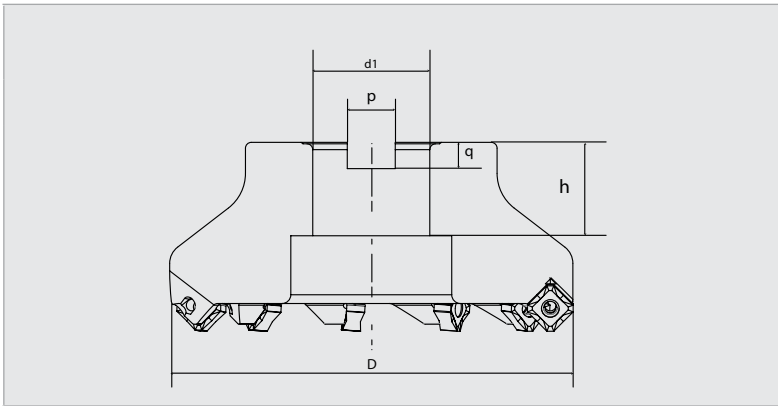
Insert			P3208 WLTR	P3210 WLTR	P3212 WLTR	P3216 WLTR	P3220 WLTR	P3225 WLTR	P3232 WLTR
									
Page			<b>G326</b>	<b>G326</b>	<b>G326</b>	<b>G326</b>	<b>G326</b>	<b>G326</b>	<b>G326</b>
Dimeter Range (mm)			Ø8	Ø10	Ø12	Ø16	Ø20	Ø25	Ø32
Approach Angle			-°	-°	-°	-°	-°	-°	-°
Max. Cutting Depth			-	-	-	-	-	-	-
Holder Type	Endmills		✓ Dia Range (mm) Ø8	✓ Dia Range (mm) Ø10	✓ Dia Range (mm) Ø12	✓ Dia Range (mm) Ø16	✓ Dia Range (mm) Ø20	✓ Dia Range (mm) Ø25	✓ Dia Range (mm) Ø32
	Modular Mills		-	-	-	-	-	-	-
	Face Mills		-	-	-	-	-	-	-
	Helical Mills		-	-	-	-	-	-	-
Application	Face Milling		-	-	-	-	-	-	-
	Shoulder Milling		-	-	-	-	-	-	-
	Slot Milling		-	-	-	-	-	-	-
	Plunging		-	-	-	-	-	-	-
	Helical Interpolation		-	-	-	-	-	-	-
	Side Profile Milling		-	-	-	-	-	-	-
	Profile Milling		✓	✓	✓	✓	✓	✓	✓

## A Type



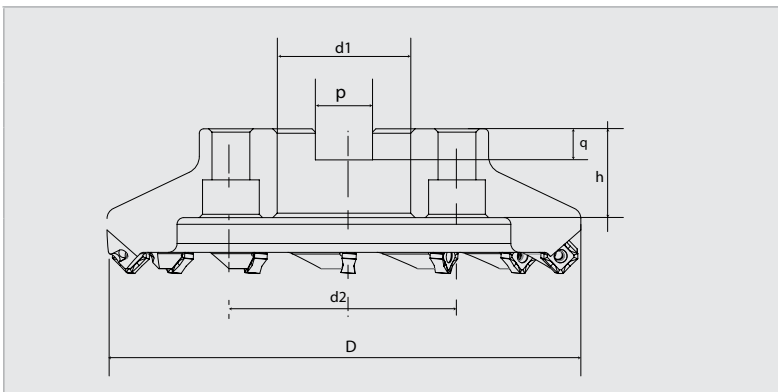
D	d1	d2	p	q	h
40	16	-	8.4	5.6	20
50	22	-	10.4	6.3	22
63	22	-	10.4	6.3	22
80	27	-	12.4	7	25
100	32	-	14.4	8	26

## B Type



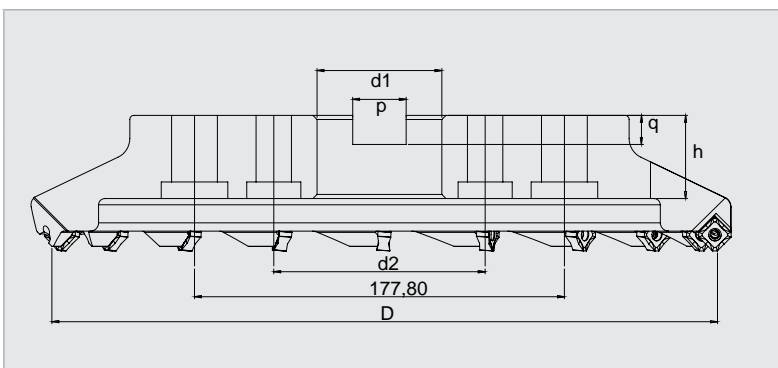
D	d1	d2	p	q	h
125	40	-	16.4	9	32

## C Type









D	d1	d2	p	q	h
160	40	66.7	16.4	9	32
200	60	101.6	25.7	14	40
250	60	101.6	25.7	14	40

## D Type



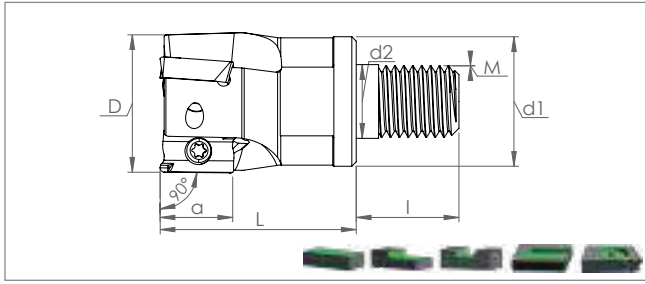
D	d1	d2	p	q	h
315	60	101.6	25.7	14	40



Ordering Code	Item Designation	Dimensions (mm)								Master Insert*
			D	d	Z	L	l	a		
	<b>ST90 APKT 1003.. ISO</b>									
SM12493	ST90 AP10 D12 W12 L120 Z01	-	12	12	1	120	30	10		APKT 1003..
SM12172	ST90 AP10 D12 W16 L120 Z01	-	12	16	1	120	30	10		
SM12189	ST90 AP10 D14 W16 L120 Z01	-	14	16	1	120	30	10		
SM01729	ST90 AP10 D16 W16 L100 Z02-H 	✓	16	16	2	100	30	10		
SM12196	ST90 AP10 D16 W16 L120 Z02	-	16	16	2	120	30	10		
SM12486	ST90 AP10 D16 W16 L120 Z02-H	✓	16	16	2	120	30	10		
SM12264	ST90 AP10 D16 W16 L150 Z02	-	16	16	2	150	40	10		
SM27794	ST90 AP10 D16 W16 L150 Z02-H	✓	16	16	2	150	40	10		
SM12318	ST90 AP10 D16 C16 L200 Z02	-	16	16	2	200	50	10		
SM38592	ST90 AP10 D16 C16 L200 Z02-H	✓	16	16	2	200	50	10		
SM38639	ST90 AP10 D17 W16 L150 Z02	-	17	16	2	150	25	10		
SM38585	ST90 AP10 D17 C16 L200 Z02	-	17	16	2	200	25	10		
SM12202	ST90 AP10 D18 W16 L120 Z02	-	18	16	2	120	25	10		
SM12271	ST90 AP10 D18 W16 L150 Z02	-	18	16	2	150	25	10		
SM12325	ST90 AP10 D18 C16 L200 Z02	-	18	16	2	200	30	10		
SM38578	ST90 AP10 D18 C16 L200 Z02-H	✓	18	16	2	200	30	10		
SM01736	ST90 AP10 D20 W20 L100 Z03-H 	✓	20	20	3	100	30	10		
SM12219	ST90 AP10 D20 W20 L120 Z03	-	20	20	3	120	30	10		
SM12394	ST90 AP10 D20 W20 L120 Z03-H	✓	20	20	3	120	30	10		
SM12288	ST90 AP10 D20 W20 L150 Z03	-	20	20	3	150	40	10		
SM38622	ST90 AP10 D20 W20 L150 Z03-H	✓	20	20	3	150	40	10		
SM12349	ST90 AP10 D20 C20 L200 Z03	-	20	20	3	200	50	10		
SM38561	ST90 AP10 D20 C20 L200 Z03-H	✓	20	20	3	200	50	10		
SM38615	ST90 AP10 D21 W20 L150 Z03	-	21	20	3	150	30	10		
SM38554	ST90 AP10 D21 C20 L200 Z03	-	21	20	3	200	25	10		
SM12226	ST90 AP10 D22 W20 L120 Z03	-	22	20	3	120	25	10		
SM12295	ST90 AP10 D22 W20 L150 Z03	-	22	20	3	150	25	10		
SM12356	ST90 AP10 D22 C20 L200 Z03	-	22	20	3	200	25	10		
SM12370	ST90 AP10 D23 W20 L120 Z03	-	23	20	3	120	25	10		
SM12233	ST90 AP10 D24 W20 L120 Z03	-	24	20	3	120	30	10		
SM12387	ST90 AP10 D24 W20 L150 Z03	-	24	20	3	150	25	10		
SM26889	ST90 AP10 D24 C20 L200 Z03	-	24	20	3	200	25	10		
SM01743	ST90 AP10 D25 W25 L100 Z03-H 	✓	25	25	3	100	30	10		
SM12240	ST90 AP10 D25 W25 L120 Z03	-	25	25	3	120	30	10		
SM12417	ST90 AP10 D25 W25 L120 Z03-H	✓	25	25	3	120	30	10		
SM12332	ST90 AP10 D25 W25 L150 Z03	-	25	25	3	150	40	10		
SM38608	ST90 AP10 D25 W25 L150 Z03-H	✓	25	25	3	150	40	10		
SM12363	ST90 AP10 D25 C25 L200 Z03	-	25	25	3	200	50	10		
SM12479	ST90 AP10 D25 C25 L250 Z03	-	25	25	3	250	180	10		
SM12509	ST90 AP10 D26 W25 L120 Z03-H	✓	26	25	3	120	25	10		
SM12516	ST90 AP10 D26 W25 L150 Z03	-	26	25	3	150	25	10		
SM12523	ST90 AP10 D26 C25 L200 Z03	-	26	25	3	200	25	10		
SM12165	ST90 AP10 D30 W25 L120 Z04	-	30	25	4	120	30	10		
SM12455	ST90 AP10 D30 W25 L150 Z04	-	30	25	4	150	30	10		
SM12400	ST90 AP10 D32 W25 L120 Z04	-	32	25	4	120	30	10		
SM12257	ST90 AP10 D32 W32 L120 Z04	-	32	32	4	120	30	10		
SM12424	ST90 AP10 D32 W32 L120 Z04-H	✓	32	32	4	120	30	10		
SM12431	ST90 AP10 D32 W25 L150 Z04	-	32	25	4	150	40	10		
SM12448	ST90 AP10 D32 W32 L150 Z04	-	32	32	4	150	40	10		
SM24113	ST90 AP10 D32 C32 L300 Z04	-	32	32	4	300	230	10		
SM12301	ST90 AP10 D35 W32 L120 Z05	-	35	32	5	120	30	10		
SM12158	ST90 AP10 D40 W32 L120 Z05	-	40	32	5	120	30	10		
SM12462	ST90 AP10 D40 W32 L150 Z05	-	40	32	5	150	40	10		



Milling Tools



Ordering Code	Item Designation	Dimensions (mm)										Master Insert*
			D	Z	d1	d2	L	l	M	a		
	<b>MT90 APKT 1003..</b> ISO											
SM15586	MT90 AP10 D16 M08 L25 Z02-H	✓	16	2	15	8.5	25	17	8	10	APKT 1003..	
SM15593	MT90 AP10 D20 M10 L30 Z03-H	✓	20	3	18	10.5	30	19	10	10		
SM15609	MT90 AP10 D25 M12 L35 Z03-H	✓	25	3	21	12.5	35	23	12	10		
SM15616	MT90 AP10 D32 M16 L43 Z04-H	✓	32	4	29	17	43	23	16	10		
SM15623	MT90 AP10 D40 M16 L43 Z05-H	✓	40	5	29	17	43	23	16	10		
SM15630	MT90 AP10 D42 M16 L43 Z05-H	✓	42	5	29	17	43	23	16	10		

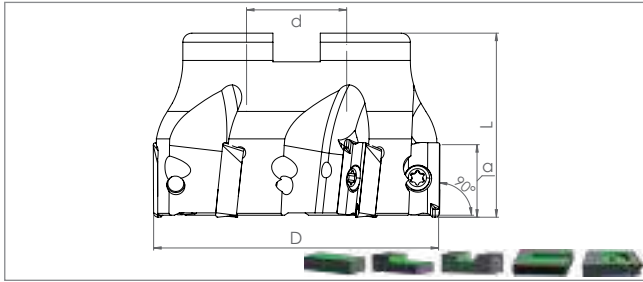




Milling Tools

Size Designation	Master Insert*	Spare Parts		
		Screw	Torx Key	Screw Torque Value
D12 - D14				N-m
D16 - D42		SSV M2.5x5- <b>9504</b> SSV M2.5x6- <b>9505</b>		

\*Suitable Insert brand is ISO



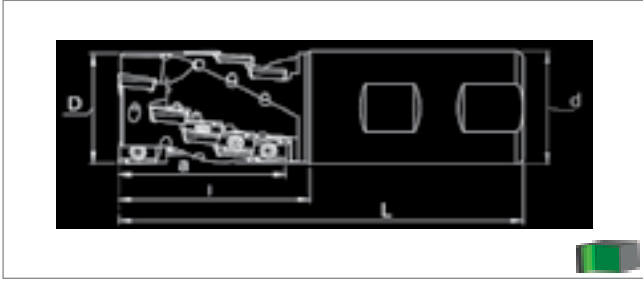


Ordering Code	Item Designation	Dimensions (mm)						Master Insert*
			D	Z	d	L	a	
	<b>TK90 APKT 1003.. ISO</b>							
SM29309	TK90 AP10 D40 A16 Z05-H	✓	40	5	16	40	10	APKT 1003..
SM13995	TK90 AP10 D40 A16 Z05	-	40	5	16	40	10	
SM29293	TK90 AP10 D50 A22 Z06-H	✓	50	6	22	40	10	
SM14008	TK90 AP10 D50 A22 Z06	-	50	6	22	40	10	
SM29286	TK90 AP10 D63 A22 Z07-H	✓	63	7	22	40	10	
SM14015	TK90 AP10 D63 A22 Z07	-	63	7	22	40	10	
SM29279	TK90 AP10 D80 A27 Z08-H	✓	80	8	27	50	10	
SM14022	TK90 AP10 D80 A27 Z08	-	80	8	27	50	10	
SM29262	TK90 AP10 D100 A32 Z09-H	✓	100	9	32	50	10	
SM14039	TK90 AP10 D100 A32 Z09	-	100	9	32	50	10	
SM13988	TK90 AP10 D125 B40 Z11	-	125	11	40	63	10	

Cooling mounting screw is optional / See Page "K438" for cooling mounting screws.  
İçten su vermeli montaj vidaları opsiyoneldir. / Bkz. Sayfa "K438" içten su vermeli montaj vidaları için.



Size Designation	Master Insert*	Spare Parts		
		Screw	Torx Key	Screw Torque Value
				 N·m
D40 - D125	APKT 1003..	SSV M2.5x6-9505	STK-T08-9908	1,2

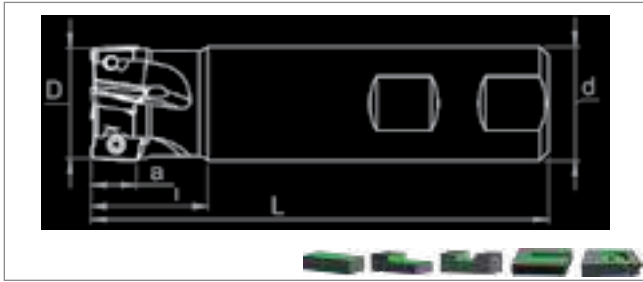









Ordering Code	Item Designation	Dimensions (mm)									Master Insert*
	<b>HT90 APKT 1003.. HELICAL CUTTER ISO</b>		<i>D</i>	<i>Z</i>	<i>Z1</i>	<i>d</i>	<i>L</i>	<i>l</i>	<i>a</i>		
SM15777	HT90 AP10 D20 L87 A20 Z06	-	20	2	6	20	87	40	28	APKT 1003..	
SM15784	HT90 AP10 D25 L105 A25 Z08-H	✓	25	2	8	25	105	45	38		
SM15791	HT90 AP10 D32 L115 A32 Z15-H	✓	32	3	15	32	115	55	47		
SM15807	HT90 AP10 D40 L130 A32 Z18-H	✓	40	3	18	32	130	75	55		



Size Designation	Master Insert*	Spare Parts		
		Screw	Torx Key	Screw Torque Value
D20 - D40	APKT 1003..	 SSV M2.5x6-9505	 STK-T08-9908	N·m 1,2





\*Suitable Insert brand is ISO

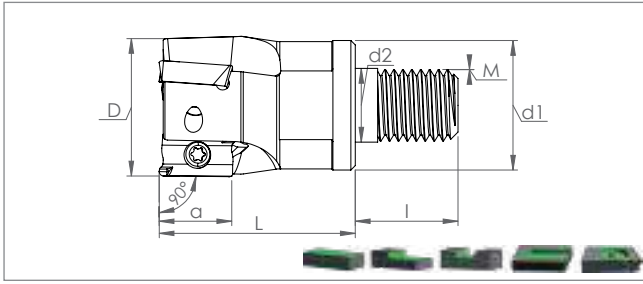


Ordering Code	Item Designation	Dimensions (mm)						Master Insert*
			D	d	Z	L	l	
<i>ST90 APKT 1604..</i> <i>ISO</i>								
SM12783	ST90 AP16 D25 W25 L120 Z02	-	25	25	2	120	30	16
SM57043	ST90 AP16 D25 W25 L120 Z02-H 	✓	25	25	2	120	30	16
SM12875	ST90 AP16 D25 W25 L150 Z02	-	25	25	2	150	40	16
SM57050	ST90 AP16 D25 W25 L150 Z02-H 	✓	25	25	2	150	40	16
SM12929	ST90 AP16 D25 C25 L200 Z02	-	25	25	2	200	50	16
SM24137	ST90 AP16 D25 C25 L250 Z02	-	25	25	2	250	180	16
SM12790	ST90 AP16 D26 W25 L120 Z02	-	26	25	2	120	30	16
SM57067	ST90 AP16 D26 W25 L120 Z02-H 	✓	26	25	2	120	30	16
SM12950	ST90 AP16 D26 W25 L150 Z02	-	26	25	2	150	30	16
SM13001	ST90 AP16 D26 C25 L200 Z02	-	26	25	2	200	30	16
SM12806	ST90 AP16 D28 W25 L120 Z02	-	28	25	2	120	35	16
SM12967	ST90 AP16 D28 W25 L150 Z02	-	28	25	2	150	35	16
SM13018	ST90 AP16 D28 C25 L200 Z02	-	28	25	2	200	40	16
SM12868	ST90 AP16 D30 W25 L120 Z03	-	30	25	3	120	35	16
SM57074	ST90 AP16 D30 W25 L120 Z03-H 	✓	30	25	3	120	35	16
SM12882	ST90 AP16 D30 W25 L150 Z03	-	30	25	3	150	35	16
SM12769	ST90 AP16 D30 C25 L200 Z03	-	30	25	3	200	40	16
SM13032	ST90 AP16 D32 W25 L120 Z03	-	32	25	3	120	35	16
SM12813	ST90 AP16 D32 W32 L120 Z03	-	32	32	3	120	30	16
SM57081	ST90 AP16 D32 W32 L120 Z03-H 	✓	32	32	3	120	30	16
SM12899	ST90 AP16 D32 W32 L150 Z03	-	32	32	3	150	40	16
SM12974	ST90 AP16 D32 W25 L150 Z03	-	32	25	3	150	35	16
SM12752	ST90 AP16 D32 C32 L200 Z03	-	32	32	3	200	50	16
SM24120	ST90 AP16 D32 C32 L250 Z03	-	32	32	3	250	180	16
SM24106	ST90 AP16 D32 C32 L300 Z03	-	32	32	3	300	230	16
SM12820	ST90 AP16 D34 W32 L120 Z03	-	34	32	3	120	30	16
SM12981	ST90 AP16 D34 W32 L150 Z03	-	34	32	3	150	30	16
SM13025	ST90 AP16 D34 C32 L200 Z03	-	34	32	3	200	30	16
SM12943	ST90 AP16 D35 W32 L120 Z03	-	35	32	3	120	30	16
SM12905	ST90 AP16 D35 W32 L150 Z03	-	35	32	3	150	40	16
SM12936	ST90 AP16 D35 C32 L200 Z03	-	35	32	3	200	30	16
SM12837	ST90 AP16 D36 W32 L120 Z03	-	36	32	3	120	30	16
SM12844	ST90 AP16 D38 W32 L120 Z04	-	38	32	4	120	40	16
SM12851	ST90 AP16 D40 W32 L120 Z04	-	40	32	4	120	40	16
SM12998	ST90 AP16 D40 W25 L150 Z04	-	40	25	4	150	40	16
SM12912	ST90 AP16 D40 W32 L150 Z04	-	40	32	4	150	40	16
SM12776	ST90 AP16 D40 C32 L200 Z04	-	40	32	4	200	40	16

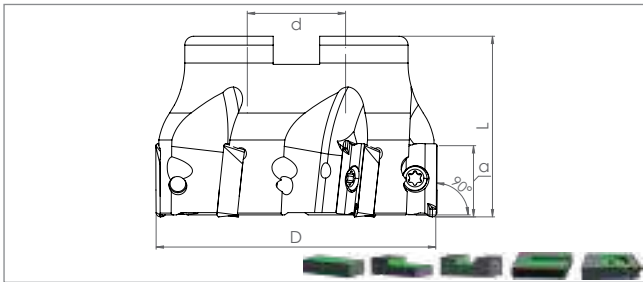
APKT 1604..

Milling Tools

Size Designation	Master Insert*	Spare Parts		
		Screw	Torx Key	Screw Torque Value
D25 - D35	APKT 1604..			 N·m
D36 - D40		SSV M3.5x8-9508 SSV M3.5x10-9511		



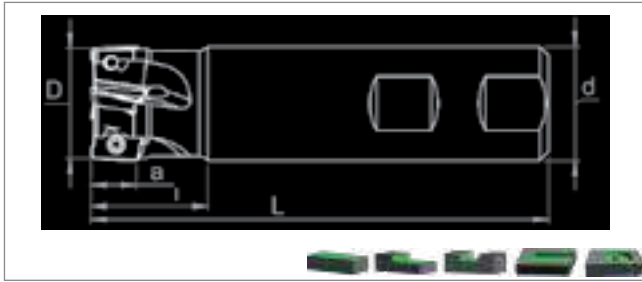
Ordering Code	Item Designation		Dimensions (mm)								Master Insert*	
			D	Z	d1	d2	L	l	M	a		
	<b>MT90 APKT 1604..</b> ISO											
SM23833	MT90 AP16 D25 M12 L35 Z02-H	✓	25	2	21	12.5	35	23	12	16	APKT 1604..	
SM23840	MT90 AP16 D32 M16 L43 Z03-H	✓	32	3	29	17	43	23	16	16		
SM23857	MT90 AP16 D40 M16 L43 Z04-H	✓	40	4	29	17	43	23	16	16		
SM23864	MT90 AP16 D42 M16 L43 Z04-H	✓	42	4	29	17	43	23	16	16		



Ordering Code	Item Designation		Dimensions (mm)					Master Insert*
			D	Z	d	L	a	
	<b>TK90 APKT 1604..</b> ISO							
SM29255	TK90 AP16 D40 A16 Z04-H	✓	40	4	16	40	16	APKT 1604..
SM14046	TK90 AP16 D40 A16 Z04	-	40	4	16	40	16	
SM29248	TK90 AP16 D50 A22 Z05-H	✓	50	5	22	40	16	
SM14053	TK90 AP16 D50 A22 Z05	-	50	5	22	40	16	
SM29231	TK90 AP16 D63 A22 Z06-H	✓	63	6	22	40	16	
SM14060	TK90 AP16 D63 A22 Z06	-	63	6	22	40	16	
SM29224	TK90 AP16 D80 A27 Z07-H	✓	80	7	27	50	16	
SM14077	TK90 AP16 D80 A27 Z07	-	80	7	27	50	16	
SM29217	TK90 AP16 D100 A32 Z08-H	✓	100	8	32	50	16	
SM14084	TK90 AP16 D100 A32 Z08	-	100	8	32	50	16	
SM14091	TK90 AP16 D125 B40 Z09	-	125	9	40	63	16	
SM14107	TK90 AP16 D160 C40 Z10	-	160	10	40	63	16	
SM14114	TK90 AP16 D200 C60 Z12	-	200	12	60	63	16	

Cooling mounting screw is optional / See Page "K438" for cooling mounting screws.  
İçten su vermeli montaj vidaları opsiyoneldir. / Bkz. Sayfa "K438" için su vermeli montaj vidaları için.

Size Designation	Master Insert*	Spare Parts		
		Screw 	Torx Key 	Screw Torque Value N·m
D25 - D200	APKT 1604..	SSV M4x9x5-9528	STK-T15-9910	3,0

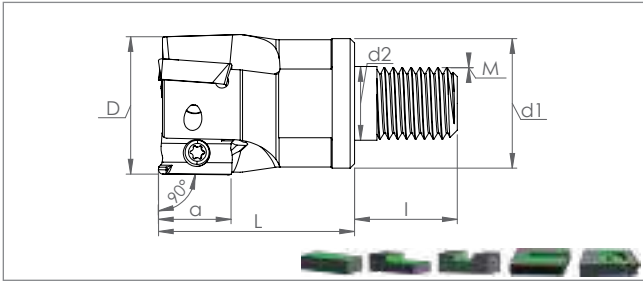


Ordering Code	Item Designation	Dimensions (mm)								Master Insert*
			D	d	Z	L	l	a		
	<b>ST90 APMT 0602.. - 11T3 KRLY</b>									
SM35232	ST90 AP06 D10 C10 L120 Z02	-	10	10	2	120	30	6		APMT 0602..
SM35249	ST90 AP06 D12 C12 L120 Z02	-	12	12	2	120	30	6		
SM12547	ST90 AP11 D16 W16 L120 Z02	-	16	16	2	120	30	11		APMT 11T3..
SM51713	ST90 AP11 D16 W16 L120 Z02-H	✓	16	16	2	120	30	11		
SM12592	ST90 AP11 D16 W16 L150 Z02	-	16	16	2	150	40	11		
SM51744	ST90 AP11 D16 W16 L150 Z02-H	✓	16	16	2	150	40	11		
SM12615	ST90 AP11 D16 C16 L200 Z02	-	16	16	2	200	50	11		
SM12554	ST90 AP11 D20 W20 L120 Z03	-	20	20	3	120	30	11		
SM51720	ST90 AP11 D20 W20 L120 Z03-H	✓	20	20	3	120	30	11		
SM12608	ST90 AP11 D20 W20 L150 Z03	-	20	20	3	150	40	11		
SM51751	ST90 AP11 D20 W20 L150 Z03-H	✓	20	20	3	150	40	11		
SM12530	ST90 AP11 D20 C20 L200 Z03	-	20	20	3	200	50	11		
SM12561	ST90 AP11 D25 W25 L120 Z03	-	25	25	3	120	30	11		
SM51737	ST90 AP11 D25 W25 L120 Z03-H	✓	25	25	3	120	30	11		
SM12622	ST90 AP11 D25 W25 L150 Z03	-	25	25	3	150	40	11		
SM51768	ST90 AP11 D25 W25 L150 Z03-H	✓	25	25	3	150	40	11		
SM12660	ST90 AP11 D25 C25 L200 Z03	-	25	25	3	200	50	11		
SM12578	ST90 AP11 D26 W25 L120 Z03	-	26	25	3	120	30	11		
SM12639	ST90 AP11 D26 W25 L150 Z03	-	26	25	3	150	30	11		
SM12677	ST90 AP11 D26 C25 L200 Z03	-	26	25	3	200	30	11		
SM12585	ST90 AP11 D32 W32 L120 Z04	-	32	32	4	120	30	11		
SM12653	ST90 AP11 D32 W32 L150 Z04	-	32	32	4	150	40	11		
SM12684	ST90 AP11 D32 C32 L200 Z04	-	32	32	4	200	50	11		

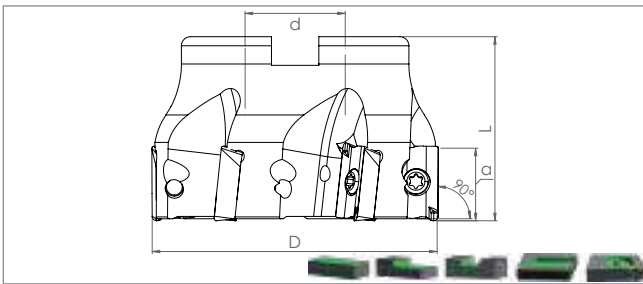


Milling Tools

Size Designation	Master Insert*	Spare Parts		
		Screw	Torx Key	Screw Torque Value
D10 - D12	APMT 0602..	SSV M1.8x4-9501	STK-T06-9906	0,6
D16 - D32	APMT 11T3..	SSV M2.5x6-9505	STK-T08-9908	1,2



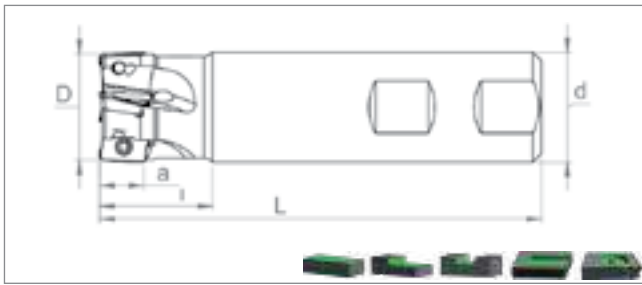
Ordering Code	Item Designation		Dimensions (mm)								Master Insert*	
			D	Z	d1	d2	L	l	M	a		
	<b>MT90 APMT 11T3.. KRLY</b>											
SM51928	MT90 AP11 D16 M08 L25 Z02-H	✓	16	2	15	8.5	25	17	8	11	APMT 11T3..	
SM51935	MT90 AP11 D20 M10 L30 Z03-H	✓	20	3	18	10.5	30	19	10	11		
SM51942	MT90 AP11 D25 M12 L35 Z04-H	✓	25	4	21	12.5	35	23	12	11		






Ordering Code	Item Designation		Dimensions (mm)					Master Insert*
			D	Z	d	L	a	
	<b>TK90 APMT 11T3.. KRLY</b>							
SM46122	TK90 AP11 D40 A16 Z05-H	✓	40	5	16	40	11	APMT 11T3..
SM46139	TK90 AP11 D50 A22 Z06-H	✓	50	6	22	40	11	
SM46146	TK90 AP11 D63 A22 Z07-H	✓	63	7	22	40	11	
SM46153	TK90 AP11 D80 A27 Z08-H	✓	80	8	27	50	11	

Cooling mounting screw is optional / See Page "K438" for cooling mounting screws.  
İçten su vermeli montaj vidaları opsiyoneldir. / Bkz. Sayfa "K438" İçten su vermeli montaj vidaları için.




Size Designation	Master Insert*	Spare Parts		
		Screw	Torx Key	Screw Torque Value
D16 - D25				
D40 - D80		SSV M2.5x6-9505		
	APMT 11T3..	SSV M2.5x7-9506	STK-T08-9908	1,2



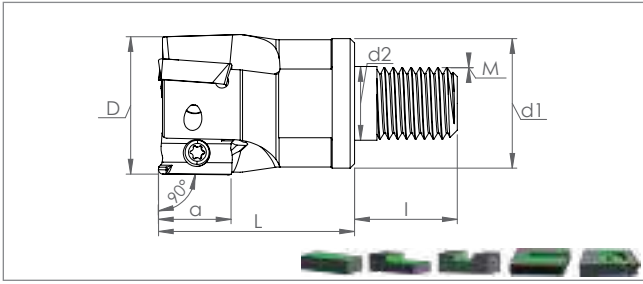
Ordering Code	Item Designation	Dimensions (mm)								Master Insert*
			D	d	Z	L	l	a		
<i>ST90 APMT 1135..</i>										
SM51775	ST90 APMT11 D16 W16 L120 Z02-H	✓	16	16	2	120	30	11	APMT 1135..	
SM47648	ST90 APMT11 D16 W16 L150 Z02-H	✓	16	16	2	150	40	11		
SM01231	ST90 APMT11 D16 C16 L200 Z02	-	16	16	2	200	50	11		
SM51812	ST90 APMT11 D17 W16 L150 Z02-H	✓	17	16	2	150	30	11		
SM51867	ST90 APMT11 D17 C16 L200 Z02	-	17	16	2	200	30	11		
SM51782	ST90 APMT11 D18 W16 L120 Z02-H	✓	18	16	2	120	30	11		
SM51829	ST90 APMT11 D18 W16 L150 Z02-H	✓	18	16	2	150	30	11		
SM51799	ST90 APMT11 D20 W20 L120 Z03-H	✓	20	20	3	120	30	11		
SM47655	ST90 APMT11 D20 W20 L150 Z03-H	✓	20	20	3	150	40	11		
SM51874	ST90 APMT11 D20 C20 L200 Z03	-	20	20	3	200	50	11		
SM51836	ST90 APMT11 D21 W20 L150 Z03-H	✓	21	20	3	150	30	11		
SM51881	ST90 APMT11 D21 C20 L200 Z03	-	21	20	3	200	30	11		
SM51805	ST90 APMT11 D25 W25 L120 Z04-H	✓	25	25	4	120	30	11		
SM47662	ST90 APMT11 D25 W25 L150 Z04-H	✓	25	25	4	150	40	11		
SM51898	ST90 APMT11 D25 C25 L200 Z04	-	25	25	4	200	50	11		
SM51843	ST90 APMT11 D26 W25 L150 Z04-H	✓	26	25	4	150	30	11		
SM51904	ST90 APMT11 D26 C25 L200 Z04	-	26	25	4	200	30	11		



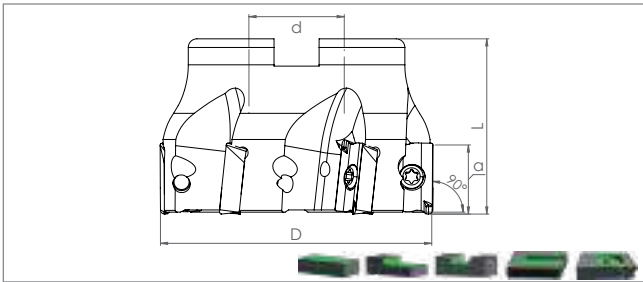
Milling Tools

Size Designation	Master Insert*	Spare Parts		
		Screw	Torx Key	Screw Torque Value
D16 - D26	APMT 1135..	 SSV M2.5x6-9505	 STK-T08-9908	 N·m 1,2





Ordering Code	Item Designation		Dimensions (mm)								Master Insert*	
			D	Z	d1	d2	L	l	M	a		
	<b>MT90 APMT 1135..</b>											
SM47709	MT90 APMT11 D16 M08 L25 Z02-H	✓	16	2	15	8.5	25	17	8	11	APMT 1135..	
SM47716	MT90 APMT11 D20 M10 L30 Z03-H	✓	20	3	18	10.5	30	19	10	11		
SM47723	MT90 APMT11 D25 M12 L35 Z04-H	✓	25	4	21	12.5	35	23	12	11		
SM00876	MT90 APMT11 D32 M16 L43 Z04-H	✓	32	4	29	17	43	23	16	16		



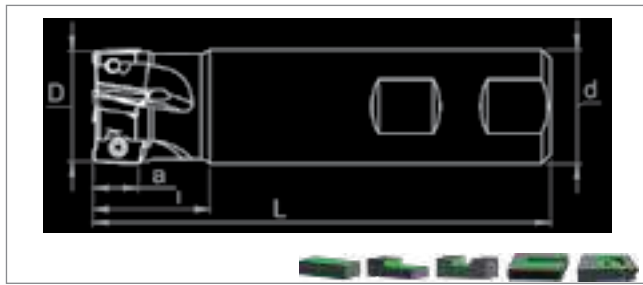
Ordering Code	Item Designation		Dimensions (mm)					Master Insert*
			D	Z	d	L	a	
	<b>TK90 APMT 1135.. YG-1</b>							
SM47679	TK90 APMT11 D40 A16 Z05-H	✓	40	5	16	40	11	APMT 1135..
SM47686	TK90 APMT11 D50 A22 Z06-H	✓	50	6	22	40	11	
SM50181	TK90 APMT11 D63 A22 Z07-H	✓	63	7	22	40	11	
SM50198	TK90 APMT11 D80 A27 Z08-H	✓	80	8	27	50	11	

Cooling mounting screw is optional / See Page "K438" for cooling mounting screws.  
İçten su vermeli montaj vidaları opsiyoneldir. / Bkz. Sayfa "K438" İçten su vermeli montaj vidaları için.

Size Designation	Master Insert*	Spare Parts		
		Screw	Torx Key	Screw Torque Value
D16 - D25	APMT 1135..			N-m
D40 - D80		SSV M2.5x6-9505 SSV M2.5x7-9506		

\*Suitable Insert brand is YG-1

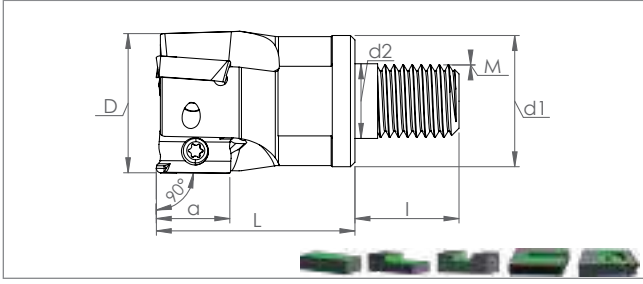




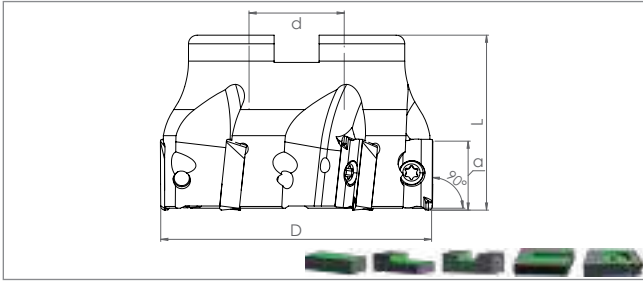
Ordering Code	Item Designation	Dimensions (mm)							Master Insert*
			D	d	Z	L	l	a	
<i>ST90 APKT 09T3.. - 1204.. / 1705..</i>									
SM32637	ST90 AP09T3 D16 W16 L150 Z02-H	✓	16	16	2	150	40	8.8	APKT 09T3..
SM32644	ST90 AP09T3 D16 C16 L200 Z02	-	16	16	2	200	50	8.8	
SM32620	ST90 AP09T3 D20 W20 L150 Z03-H	✓	20	20	3	150	40	8.8	
SM32651	ST90 AP09T3 D20 C20 L200 Z03	-	20	20	3	200	50	8.8	
SM12691	ST90 AP12 D20 W20 L150 Z02	-	20	20	2	150	40	12	APKT 1204..
SM12707	ST90 AP12 D21 W20 L150 Z02	-	21	20	2	150	30	12	
SM12721	ST90 AP12 D21 C20 L200 Z02	-	21	20	2	200	30	12	
SM12714	ST90 AP12 D25 W25 L150 Z03	-	25	25	3	150	40	12	
SM12738	ST90 AP12 D26 C25 L200 Z03	-	26	25	3	200	30	12	
SM12646	ST90 AP12 D32 W32 L150 Z04	-	32	32	4	150	40	12	
SM13049	ST90 AP17 D25 W25 L120 Z02	-	25	25	2	120	30	16	APKT 1705..
SM13063	ST90 AP17 D26 C25 L200 Z02	-	26	25	2	200	30	16	
SM13070	ST90 AP17 D26 C25 L250 Z02	-	26	25	2	250	50	16	
SM13087	ST90 AP17 D30 C25 L300 Z02	-	30	25	2	300	50	16	
SM13056	ST90 AP17 D32 W32 L150 Z03	-	32	32	3	150	40	16	



Size Designation	Master Insert*	Spare Parts		
		Screw	Torx Key	Screw Torque Value
D16		 SSV M2.5x5- <b>9504</b>	 STK-T08- <b>9908</b>	 N-m 1,2
D20				
D20 - D32	APKT 1204..**	SSV M3.5x8- <b>SC-9513</b>	STK-T10- <b>9909</b>	2,9
D25 - D32	APKT 1705..**	SSV M4x10- <b>9514</b>	STK-T15- <b>9910</b>	3,0



Ordering Code	Item Designation		Dimensions (mm)								Master Insert*	
			D	Z	d1	d2	L	l	M	a		
<i>MT90 APKT 09T3.. - 1204..</i>												
SM56138	MT90 AP09 D16 M08 L25 Z02-H	✓	16	2	15	8.5	25	17	8	8.8	APKT 09T3..	
SM56145	MT90 AP09 D20 M10 L30 Z03-H	✓	20	3	18	10.5	30	19	10	8.8		
SM56329	MT90 AP12 D20 M10 L30 Z02-H	✓	20	2	18	10.5	30	19	10	12		
SM56336	MT90 AP12 D25 M12 L35 Z03-H	✓	25	3	21	12.5	35	23	12	12	APKT 1204..	
SM56343	MT90 AP12 D32 M16 L43 Z04-H	✓	32	4	29	17	43	23	16	12		



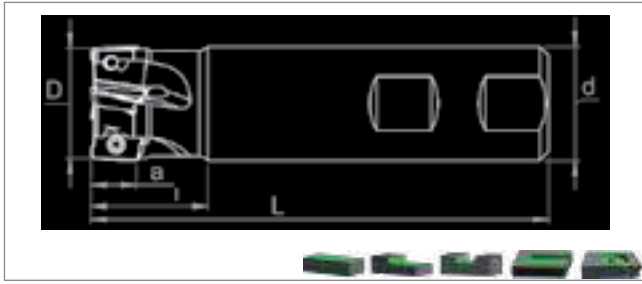
Ordering Code	Item Designation		Dimensions (mm)					Master Insert*	
			D	Z	d	L	a		
<i>TK90 APKT 1204.. / 1705..</i>									
SM54240	TK90 AP12 D40 A16 Z05-H	✓	40	5	16	40	12	APKT 1204..	
SM54257	TK90 AP12 D50 A22 Z06-H	✓	50	6	22	40	12		
SM54264	TK90 AP12 D63 A22 Z07-H	✓	63	7	22	40	12		
SM28852	TK90 AP17 D50 A22 Z05-H	✓	50	5	22	40	16	APKT 1705..	
SM28845	TK90 AP17 D63 A22 Z06-H	✓	63	6	22	40	16		
SM28838	TK90 AP17 D80 A27 Z07-H	✓	80	7	27	50	16		
SM28821	TK90 AP17 D100 A32 Z09-H	✓	100	9	32	50	16		

Cooling mounting screw is optional / See Page "K438" for cooling mounting screws.  
İçten su vermeli montaj vidaları opsiyoneldir. / Bkz. Sayfa "K438" için su vermeli montaj vidaları için.

Size Designation	Master Insert*	Spare Parts		
		Screw	Torx Key	Screw Torque Value
D16	APKT 09T3..**	SSV M2.5x5-9504	STK-T08-9908	1,2
D20		SSV M2.5x6-9505		
D20 - D63	APKT 1204..**	SSV M3.5x8-SC-9513	STK-T10-9909	2,9
D50 - D100	APKT 1705..**	SSV M4x10-9514	STK-T15-9910	3,0

\*\*Body corners should be modified for R2 and more radius inserts / R2 ve üstü radyüslü uçlarda takımın modifiye edilmesi gerekmektedir. ■

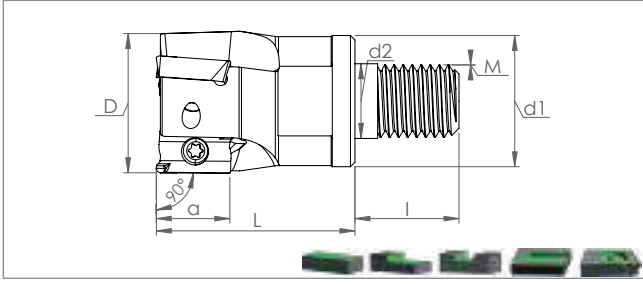
\*Suitable Insert brand is TGTC



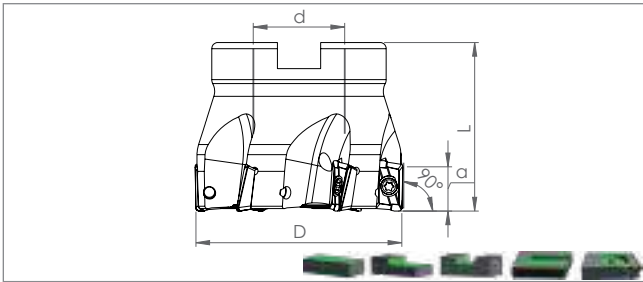
Ordering Code	Item Designation	Dimensions (mm)								Master Insert*
			D	d	Z	L	l	a		
<i>ST90 APKT 11T3..</i>										
SM44159	ST90 APKT11 D16 W16 L150 Z02-H	✓	16	16	2	150	40	11	APKT 11T3..	
SM49697	ST90 APKT11 D17 W16 L150 Z02-H	✓	17	16	2	150	30	11		
SM44166	ST90 APKT11 D20 W20 L150 Z03-H	✓	20	20	3	150	40	11		
SM49703	ST90 APKT11 D21 W20 L150 Z03-H	✓	21	20	3	150	30	11		
SM44173	ST90 APKT11 D25 W25 L150 Z04-H	✓	25	25	4	150	40	11		
SM49710	ST90 APKT11 D26 W25 L150 Z04-H	✓	26	25	4	150	30	11		
SM44180	ST90 APKT11 D32 W32 L150 Z04-H	✓	32	32	4	150	40	11		



Size Designation	Master Insert*	Spare Parts		
		Screw	Torx Key	Screw Torque Value
D16 - D32	APKT 11T3..	SSV M2.5x6-9505	STK-T08-9908	1,2 N·m



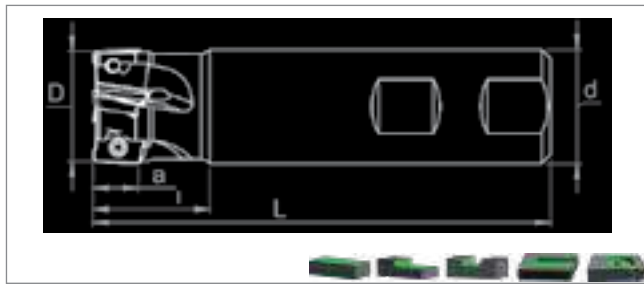
Ordering Code	Item Designation		Dimensions (mm)								Master Insert*	
			D	Z	d1	d2	L	l	M	a		
	<b>MT90 APKT 11T3..</b>											
SM46344	MT90 APKT11 D16 M08 L25 Z02-H	✓	16	2	15	8.5	25	17	8	11		
SM46351	MT90 APKT11 D20 M10 L30 Z03-H	✓	20	3	18	10.5	30	19	10	11		APKT 11T3..
SM46368	MT90 APKT11 D25 M12 L35 Z04-H	✓	25	4	21	12.5	35	23	12	11		



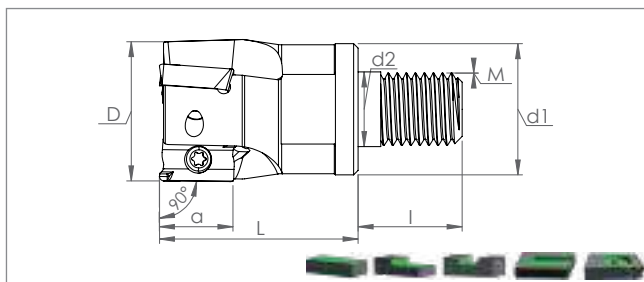
Ordering Code	Item Designation		Dimensions (mm)					Master Insert*
			D	Z	d	L	a	
	<b>TK90 APKT 11T3..</b>							
SM44883	TK90 APKT11 D40 A16 Z05-H	✓	40	5	16	40	11	
SM44890	TK90 APKT11 D50 A22 Z06-H	✓	50	6	22	40	11	APKT 11T3..
SM44906	TK90 APKT11 D63 A22 Z07-H	✓	63	7	22	40	11	

Cooling mounting screw is optional / See Page "K438" for cooling mounting screws.  
İçten su vermeli montaj vidaları opsiyoneldir. / Bkz. Sayfa "K438" içten su vermeli montaj vidaları için.

Size Designation	Master Insert*	Spare Parts		
		Screw	Torx Key	Screw Torque Value
D16 - D25				
D40 - D63		SSV M2.5x6-9505 SSV M2.5x7-9506		
	APKT 11T3..		STK-T08-9908	1,2

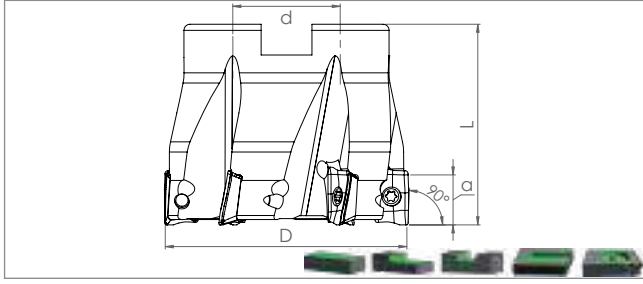





Ordering Code	Item Designation	Dimensions (mm)								Master Insert*
			D	d	Z	L	l	a		
<i>ST90 R390.0702.. / R390.11T3.. / R390.1704</i>			D	d	Z	L	l	a		
SM58101	ST90 R390.07 D10 W10 L100 Z02-H		10	10	2	100	25	5.8	R390-0702..	
SM58118	ST90 R390.07 D12 W12 L100 Z02-H		12	12	2	100	25	5.8		
SM58125	ST90 R390.07 D14 W12 L100 Z03-H		14	12	3	100	25	5.8		
SM58132	ST90 R390.07 D16 W16 L110 Z04-H		16	16	4	110	30	5.8		
SM29873	ST90 R390.11 D16 W16 L100 Z02-H		16	16	2	100	30	10	R390-11T3..	
SM13780	ST90 R390.11 D16 W16 L150 Z02	-	16	16	2	150	40	10		
SM13797	ST90 R390.11 D16 W16 L150 Z02-H		16	16	2	150	40	10		
SM13759	ST90 R390.11 D20 W20 L100 Z03-H		20	20	3	100	30	10		
SM27053	ST90 R390.11 D20 W20 L110 Z03-H		20	20	3	110	30	10		
SM13803	ST90 R390.11 D20 W20 L150 Z03	-	20	20	3	150	40	10		
SM13810	ST90 R390.11 D20 W20 L150 Z03-H		20	20	3	150	40	10		
SM37885	ST90 R390.11 D25 W25 L100 Z03-H		25	25	3	100	30	10		
SM13827	ST90 R390.11 D25 W25 L150 Z03	-	25	25	3	150	40	10		
SM13858	ST90 R390.11 D25 W25 L150 Z03-H		25	25	3	150	40	10		
SM13834	ST90 R390.17 D25 W25 L150 Z02	-	25	25	2	150	40	15.7	R390-1704..	
SM13865	ST90 R390.17 D25 W25 L150 Z02-H		25	25	2	150	40	15.7		
SM13841	ST90 R390.17 D30 W25 L150 Z03	-	30	25	3	150	30	15.7		
SM13872	ST90 R390.17 D30 W25 L150 Z03-H		30	25	3	150	30	15.7		



Ordering Code	Item Designation	Dimensions (mm)								Master Insert*	
			D	Z	d1	d2	L	l	M		a
<i>MT90 R390.11T3..</i>			D <td>Z <td>d1 <td>d2 <td>L <td>l <td>M <td>a</td> <td></td> </td></td></td></td></td></td>	Z <td>d1 <td>d2 <td>L <td>l <td>M <td>a</td> <td></td> </td></td></td></td></td>	d1 <td>d2 <td>L <td>l <td>M <td>a</td> <td></td> </td></td></td></td>	d2 <td>L <td>l <td>M <td>a</td> <td></td> </td></td></td>	L <td>l <td>M <td>a</td> <td></td> </td></td>	l <td>M <td>a</td> <td></td> </td>	M <td>a</td> <td></td>	a	
SM23871	MT90 R390.11 D16 M08 L25 Z02-H		16	2	15	8.5	25	17	8	10	R390-11T3..
SM23888	MT90 R390.11 D20 M10 L30 Z03-H		20	3	18	10.5	30	19	10	10	
SM23895	MT90 R390.11 D25 M12 L35 Z03-H		25	3	21	12.5	35	23	12	10	
SM23918	MT90 R390.11 D32 M16 L43 Z04-H		32	4	29	17	43	23	16	10	





Size Designation	Master Insert*	Spare Parts		
		Screw	Torx Key	Screw Torque Value
D10 - D16				N·m
D16	R390-11T3..	SSV M1.8x4-9501	STK-T06-9906	0,6
D20 - D32		SSV M2.5x5-9504	STK-T08-9908	1,2
D25 - D30	R390-1704..	SSV M2.5x6-9505	STK-T15-9910	2,9
		SSV M3.5x8-9510		



Ordering Code	Item Designation	Dimensions (mm)						Master Insert*
			D	Z	d	L	a	
<i>TK90 R390.11T3.. / R390.1704.. / R390.1806..</i>								
SM29156	TK90 R390.11 D40 A16 Z05-H		40	5	16	40	10	R390-11T3..
SM29149	TK90 R390.11 D50 A22 Z06-H		50	6	22	40	10	
SM29132	TK90 R390.11 D63 A22 Z07-H		63	7	22	40	10	
SM29125	TK90 R390.17 D40 A16 Z04-H		40	4	16	40	15.7	R390-1704..
SM29118	TK90 R390.17 D50 A22 Z05-H		50	5	22	40	15.7	
SM29101	TK90 R390.17 D63 A22 Z06-H		63	6	22	40	15.7	
SM29095	TK90 R390.17 D80 A27 Z07-H	✓	80	7	27	50	15.7	
SM29088	TK90 R390.17 D100 A32 Z08-H	✓	100	8	32	50	15.7	
SM14305	TK90 R390.17 D125 B40 Z09	-	125	9	40	63	15.7	
SM50204	TK90 R390.18 D50 A22 Z05-H	✓	50	5	22	40	15.4	R390-1806..
SM50211	TK90 R390.18 D63 A22 Z06-H	✓	63	6	22	40	15.4	
SM50228	TK90 R390.18 D80 A27 Z07-H	✓	80	7	27	50	15.4	
SM50235	TK90 R390.18 D100 A32 Z08-H	✓	100	8	32	50	15.4	
SM54097	TK90 R390.18 D125 B40 Z09	-	125	9	40	63	15.4	
SM54103	TK90 R390.18 D160 C40 Z12	-	160	12	40	63	15.4	

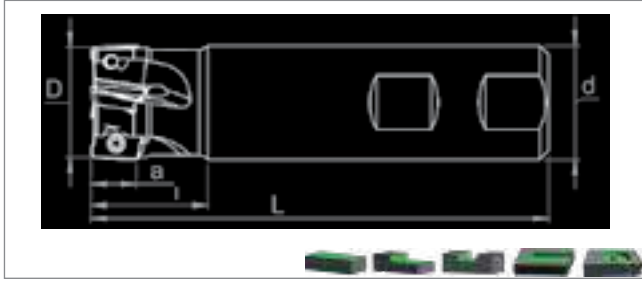
Cooling mounting screw is optional / See Page "K438" for cooling mounting screws.  
İçten su vermeli montaj vidaları opsiyoneldir. / Bkz. Sayfa "K438" İçten su vermeli montaj vidaları için.



Size Designation	Master Insert*	Spare Parts		
		Screw	Torx Key	Screw Torque Value
D40 - D63				 N·m
D40 - D125	R390-1704..	SSV M2.5x7-9506	STK-T08-9908	1,2
D50 - D63	R390-1806..**	SSV M3.5x10-9511	STK-T15-9910	2,9
D80 - D160				SSV M4x9x5-9528

\*\*Body corners should be modified for R2 and more radius inserts / R2 ve üstü radyüslü uçlarda takımın modifiye edilmesi gerekmektedir. ■

\*Suitable Insert brand is SNDVK

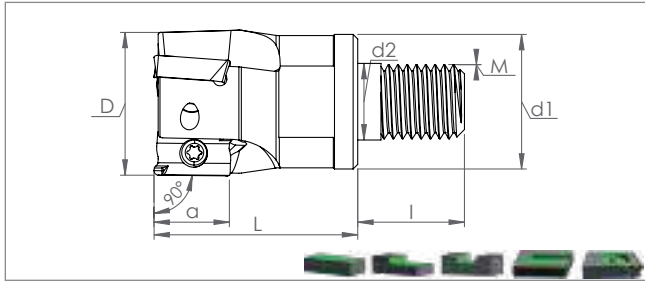


Ordering Code	Item Designation	Dimensions (mm)							Master Insert*
			D	d	Z	L	l	a	
	<i>ST90 ASMT / ASGT 11T3..</i>								
SM53670	ST90 AS11 D16 W16 L150 Z02-H	✓	16	16	2	150	40	10.6	AS.T 11T3..
SM53687	ST90 AS11 D20 W20 L150 Z03-H	✓	20	20	3	150	40	10.6	
SM53694	ST90 AS11 D25 W25 L150 Z04-H	✓	25	25	4	150	40	10.6	
SM53700	ST90 AS11 D32 W32 L150 Z05-H	✓	32	32	5	150	40	10.6	

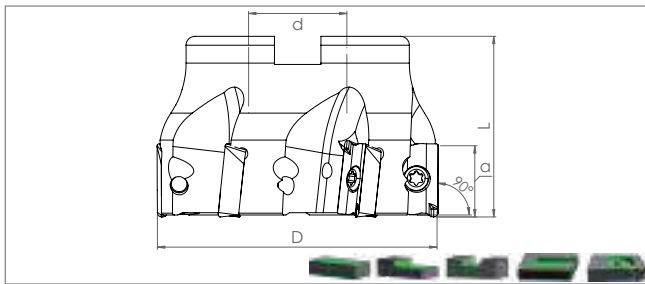
Milling Tools

Size Designation	Master Insert*	Spare Parts		
		Screw	Torx Key	Screw Torque Value
				N-m
D16 - D32	AS.T 11T3..**	SSV M2.5x6-9505	STK-T08-9908	1,2





Ordering Code	Item Designation		Dimensions (mm)								Master Insert*	
			D	Z	d1	d2	L	l	M	a		
	<b>MT90 ASMT / ASGT 11T3..</b>											
SM53717	MT90 AS11 D20 M10 L30 Z03-H	✓	20	3	18	10.5	30	19	10	10.6		
SM53724	MT90 AS11 D25 M12 L35 Z04-H	✓	25	4	21	12.5	35	23	12	10.6	AS.T 11T3..	
SM53731	MT90 AS11 D32 M16 L43 Z05-H	✓	32	5	29	17	43	23	16	10.6		



Ordering Code	Item Designation		Dimensions (mm)					Master Insert*
			D	Z	d	L	a	
	<b>TK90 ASMT / ASGT 11T3..</b>							
SM52918	TK90 AS11 D40 A16 Z06-H	✓	40	6	16	40	10.6	
SM52925	TK90 AS11 D50 A22 Z07-H	✓	50	7	22	40	10.6	AS.T 11T3..
SM52932	TK90 AS11 D63 A22 Z08-H	✓	63	8	22	40	10.6	

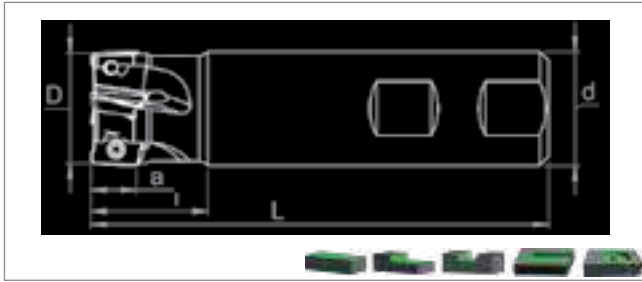
Cooling mounting screw is optional / See Page "K438" for cooling mounting screws.  
İçten su vermeli montaj vidaları opsiyoneldir. / Bkz. Sayfa "K438" içten su vermeli montaj vidaları için.

Size Designation	Master Insert*	Spare Parts		
		Screw	Torx Key	Screw Torque Value
D20 - D32				
D40 - D63		SSV M2.5x6-9505 SSV M2.5x7-9506		
	AS.T 11T3..**		STK-T08-9908	1,2

\*\*Body corners should be modified for R2 and more radius inserts / R2 ve üstü radyüslü uçlarda takımın modifiye edilmesi gerekmektedir. ■

\*Suitable Insert brand is TUNGLY

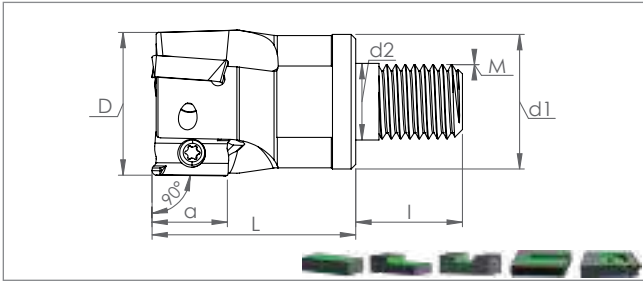




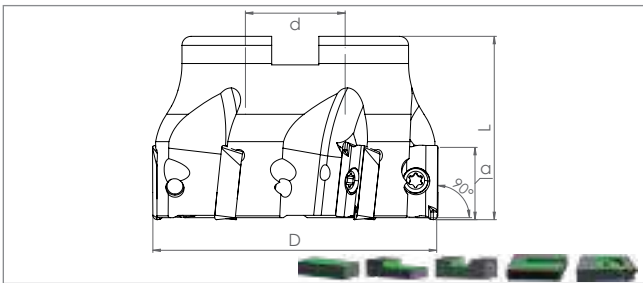
Ordering Code	Item Designation	Dimensions (mm)								Master Insert*
			D	d	Z	L	l	a		
<i>ST90 BDMT / BDGT</i> <i>0703.. / 11T3.. / 1704..</i>										
SM27701	ST90 BD07 D10 C10 L100 Z01	-	10	10	1	100	25	6	BD..0703..	
SM27688	ST90 BD07 D10 C10 L100 Z01-H	✓	10	10	1	100	25	6		
SM27718	ST90 BD07 D12 C12 L120 Z02	-	12	12	2	120	30	6		
SM27695	ST90 BD07 D12 C12 L120 Z02-H	✓	12	12	2	120	30	6	BD..11T3..	
SM54066	ST90 BD11 D16 W16 L100 Z02-H	✓	16	16	2	100	30	10		
SM37953	ST90 BD11 D16 W16 L150 Z02	-	16	16	2	150	40	10		
SM29811	ST90 BD11 D16 W16 L150 Z02-H	✓	16	16	2	150	40	10		
SM27596	ST90 BD11 D17 W16 L150 Z02-H	✓	17	16	2	150	30	10		
SM27572	ST90 BD11 D17 C16 L200 Z02	-	17	16	2	200	30	10		
SM54073	ST90 BD11 D20 W20 L100 Z03-H	✓	20	20	3	100	30	10		
SM37960	ST90 BD11 D20 W20 L150 Z03	-	20	20	3	150	40	10		
SM29804	ST90 BD11 D20 W20 L150 Z03-H	✓	20	20	3	150	40	10		
SM27633	ST90 BD11 D21 W20 L150 Z03-H	✓	21	20	3	150	30	10		
SM27619	ST90 BD11 D21 C20 L200 Z03	-	21	20	3	200	30	10	BD..1704..	
SM54080	ST90 BD11 D25 W25 L100 Z04-H	✓	25	25	4	100	30	10		
SM37977	ST90 BD11 D25 W25 L150 Z04	-	25	25	4	150	40	10		
SM29798	ST90 BD11 D25 W25 L150 Z04-H	✓	25	25	4	150	40	10		
SM27671	ST90 BD11 D26 W25 L150 Z04-H	✓	26	25	4	150	30	10		
SM27657	ST90 BD11 D26 C25 L200 Z04	-	26	25	4	200	30	10		
SM37984	ST90 BD11 D32 W32 L150 Z05-H	✓	32	32	5	150	40	10		
SM35881	ST90 BD17 D25 W25 L150 Z02	-	25	25	2	150	40	15.7	BD..1704..	
SM35898	ST90 BD17 D25 W25 L150 Z02-H	✓	25	25	2	150	40	15.7		
SM35911	ST90 BD17 D25 C25 L200 Z02	-	25	25	2	200	50	15.7		
SM35904	ST90 BD17 D32 W32 L150 Z03	-	32	32	3	150	40	15.7		
SM35928	ST90 BD17 D32 C32 L200 Z03	-	32	32	3	200	50	15.7		

Milling Tools

Size Designation	Master Insert*	Spare Parts		
		Screw 	Torx Key 	Screw Torque Value N-m
D10 - D12	BD..0703..	SSV M2x4- <b>9521</b>	STK-T06- <b>9906</b>	0,6
D16 - D17	BD..11T3..	SSV M2.5x5- <b>9504</b>	STK-T08- <b>9908</b>	1,2
D20 - D32		SSV M2.5x6- <b>9505</b>		
D25 - D32	BD..1704..	SSV M4x9x5- <b>9528</b>	STK-T15- <b>9910</b>	3,0



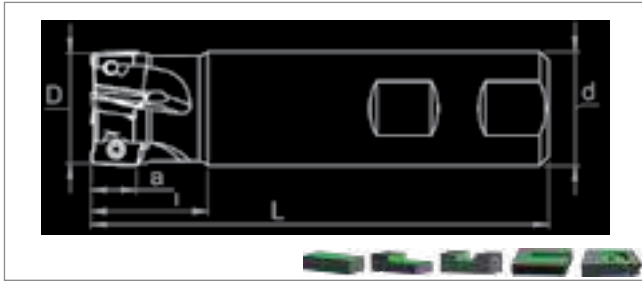
Ordering Code	Item Designation		Dimensions (mm)								Master Insert*	
			D	Z	d1	d2	L	l	M	a		
<b>MT90 BDMT / BDGT 11T3..</b>												
SM36543	MT90 BD11 D16 M08 L25 Z02-H		16	2	15	8.5	25	17	8	10	BD..11T3..	
SM36550	MT90 BD11 D20 M10 L30 Z03-H		20	3	18	10.5	30	19	10			
SM36567	MT90 BD11 D25 M12 L35 Z04-H		25	4	21	12.5	35	23	12			
SM36574	MT90 BD11 D32 M16 L43 Z05-H		32	5	29	17	43	23	16			



Ordering Code	Item Designation		Dimensions (mm)					Master Insert*
			D	Z	d	L	a	
<b>TK90 BDMT / BDGT 11T3.. / 1704..</b>								
SM52994	TK90 BD11 D40 A16 Z04-H		40	4	16	40	10	BD..11T3..
SM01767	TK90 BD11 D40 A16 Z05-H		40	5	16	40	10	
SM53007	TK90 BD11 D50 A22 Z04-H		50	4	22	40	10	
SM01774	TK90 BD11 D50 A22 Z05-H		50	5	22	40	10	
SM01781	TK90 BD11 D63 A22 Z06-H		63	6	22	40	10	
SM53014	TK90 BD11 D80 A27 Z06-H		80	6	27	50	10	
SM01798	TK90 BD11 D80 A27 Z07-H		80	7	27	50	10	
SM53021	TK90 BD11 D100 A32 Z07-H		100	7	32	50	10	BD..1704..
SM39872	TK90 BD17 D40 A16 Z04-H		40	4	16	40	15.7	
SM31067	TK90 BD17 D50 A22 Z05-H		50	5	22	40	15.7	
SM31074	TK90 BD17 D63 A22 Z06-H		63	6	22	40	15.7	
SM31081	TK90 BD17 D80 A27 Z07-H		80	7	27	50	15.7	
SM54059	TK90 BD17 D100 A32 Z08-H		100	8	32	50	15.7	

Cooling mounting screw is optional / See Page "K438" for cooling mounting screws.  
İçten su vermeli montaj vidaları opsiyoneldir. / Bkz. Sayfa "K438" İçten su vermeli montaj vidaları için.

Size Designation	Master Insert*	Spare Parts		
		Screw	Torx Key	Screw Torque Value
D16				
D20 - D100				
D40 - D100	BD..1704..			

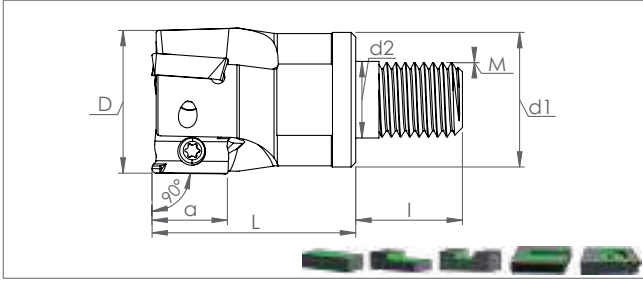


Ordering Code	Item Designation	Dimensions (mm)								Master Insert*
			D	d	Z	L	l	a		
	<b>ST90 AXMT</b> <b>1235.. / 1705..</b>									
SM26803	ST90 AX12 D16 W16 L120 Z02	-	16	16	2	120	30	10	AXMT 1235..	
SM26810	ST90 AX12 D16 W16 L150 Z02	-	16	16	2	150	40	10		
SM27220	ST90 AX12 D16 C16 L200 Z02	-	16	16	2	200	50	10		
SM27817	ST90 AX12 D20 W20 L110 Z03-H	✓	20	20	3	110	30	10		
SM26902	ST90 AX12 D20 W20 L120 Z03	-	20	20	3	120	30	10		
SM27824	ST90 AX12 D20 W20 L120 Z03-H	✓	20	20	3	120	30	10		
SM13100	ST90 AX12 D20 W20 L150 Z03	-	20	20	3	150	40	10		
SM27800	ST90 AX12 D20 W20 L150 Z03-H	✓	20	20	3	150	40	10		
SM52130	ST90 AX12 D20 C20 L200 Z03	-	20	20	3	200	50	10		
SM27848	ST90 AX12 D25 C20 L120 Z04	-	25	20	4	120	30	10		
SM26827	ST90 AX12 D25 W25 L120 Z04	-	25	25	4	120	30	10		
SM12745	ST90 AX12 D25 W25 L150 Z03	-	25	25	3	150	40	10		
SM39025	ST90 AX12 D25 W25 L150 Z04-H	✓	25	25	4	150	40	10		
SM22225	ST90 AX12 D25 C25 L200 Z04	-	25	25	4	200	50	10		
SM13117	ST90 AX17 D25 W25 L150 Z02	-	25	25	2	150	40	14		AXMT 1705..
SM27077	ST90 AX17 D32 W32 L120 Z03	-	32	32	3	120	30	14		
SM27060	ST90 AX17 D32 W32 L120 Z03-H	✓	32	32	3	120	30	14		
SM22249	ST90 AX17 D32 W32 L150 Z03	-	32	32	3	150	40	14		
SM27084	ST90 AX17 D32 C32 L200 Z03	-	32	32	3	200	50	14		
SM26797	ST90 AX17 D32 C32 L250 Z03	-	32	32	3	250	50	14		
SM27022	ST90 AX17 D40 W32 L150 Z04	-	40	32	4	150	40	14		
SM27039	ST90 AX17 D40 C32 L200 Z04	-	40	32	4	200	40	14		

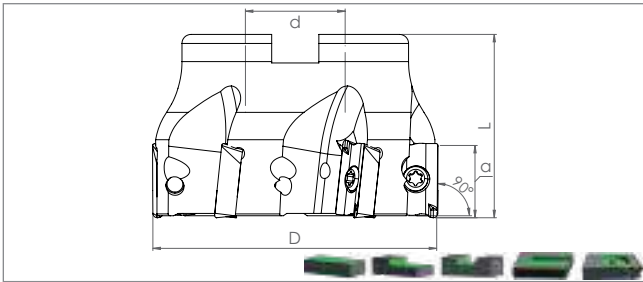


Milling Tools

Size Designation	Master Insert*	Spare Parts		
		Screw	Torx Key	Screw Torque Value
D16 - D25	AXMT 1235..** 	 SSV M3x6 LG-9509	 STK-T08-9908	N·m 1,9
D25 - D40	AXMT 1705..**	 SSV M4x10-9514	 STK-T15-9910	4,3



Ordering Code	Item Designation		Dimensions (mm)								Master Insert*	
			D	Z	d1	d2	L	l	M	a		
	<b>MT90 AXMT</b> <b>1235.. / 1705..</b>											
SM23994	MT90 AX12 D16 M08 L25 Z02-H	✓	16	2	15	8.5	25	17	8	10	AXMT 1235..	
SM24007	MT90 AX12 D20 M10 L30 Z03-H	✓	20	3	18	10.5	30	19	10	10		
SM24014	MT90 AX12 D25 M12 L35 Z04-H	✓	25	4	21	12.5	35	23	12	10		
SM56466	MT90 AX17 D32 M16 L43 Z03-H	✓	32	3	29	17	43	23	16	14	AXMT 1705..	
SM56473	MT90 AX17 D40 M16 L43 Z04-H	✓	40	4	29	17	43	23	16	14		



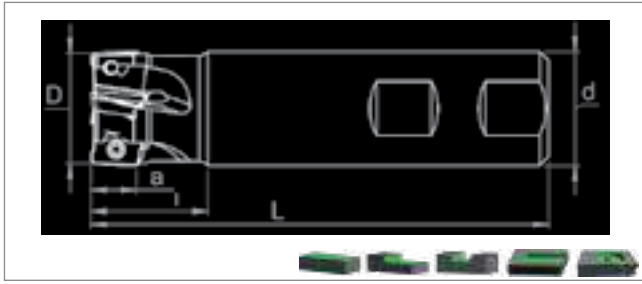
Ordering Code	Item Designation		Dimensions (mm)					Master Insert*
			D	Z	d	L	a	
	<b>TK90 AXMT</b> <b>1235.. / 1705..</b>							
SM28395	TK90 AX12 D40 A16 Z05-H	✓	40	5	16	40	10	AXMT 1235..
SM28388	TK90 AX12 D50 A22 Z06-H	✓	50	6	22	40	10	
SM28371	TK90 AX12 D63 A22 Z07-H	✓	63	7	22	40	10	
SM28364	TK90 AX12 D80 A27 Z09-H	✓	80	9	27	50	10	
SM28357	TK90 AX17 D40 A16 Z04-H	✓	40	4	16	40	14	AXMT 1705..
SM28340	TK90 AX17 D50 A22 Z05-H	✓	50	5	22	40	14	
SM28333	TK90 AX17 D63 A22 Z06-H	✓	63	6	22	40	14	
SM24373	TK90 AX17 D80 A27 Z07-H	✓	80	7	27	50	14	
SM24380	TK90 AX17 D100 A32 Z08-H	✓	100	8	32	50	14	

Cooling mounting screw is optional / See Page "K438" for cooling mounting screws.  
İçten su vermeli montaj vidaları opsiyoneldir. / Bkz. Sayfa "K438" içten su vermeli montaj vidaları için.

Size Designation	Master Insert*	Spare Parts		
		Screw	Torx Key	Screw Torque Value
D16 - D80		 SSV M3x6 LG-9509	 STK-T08-9908	 N-m 1,9
D32 - D100		 SSV M4x10-9514	 STK-T15-9910	 N-m 4,3

\*\*Body corners should be modified for R2 and more radius inserts / R2 ve üstü radyüslü uçlarda takımın modifiye edilmesi gerekmektedir. ■

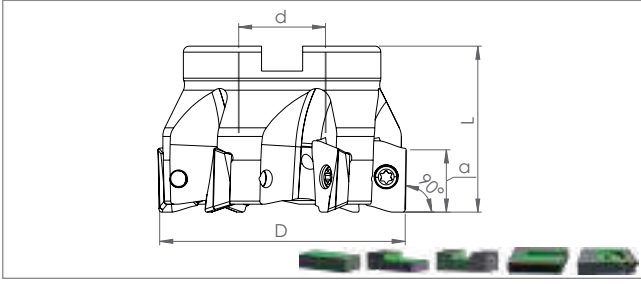
\*Suitable Insert brand is SMTM





Ordering Code	Item Designation	Dimensions (mm)								Master Insert*
			D	d	Z	L	l	a		
	<i>ST90 ADMX 0702.. / 11T3.. / 1606..</i>									
SM44197	ST90 ADMX07 D10 C10 L120 Z02-H	✓	10	10	2	120	30	7		ADMX 0702..
SM44203	ST90 ADMX07 D12 C12 L120 Z03-H	✓	12	12	3	120	30	7		
SM43770	ST90 ADMX11 D20 W20 L150 Z02-H	✓	20	20	2	150	40	10.5		ADMX 11T3..
SM43787	ST90 ADMX11 D25 W25 L150 Z03-H	✓	25	25	3	150	40	10.5		
SM43794	ST90 ADMX11 D32 W32 L150 Z04-H	✓	32	32	4	150	40	10.5		
SM43800	ST90 ADMX16 D25 W25 L150 Z02-H	✓	25	25	2	150	40	16		ADMX 1606..
SM43817	ST90 ADMX16 D32 W32 L150 Z03-H	✓	32	32	3	150	40	16		



Size Designation	Master Insert*	Spare Parts		
		Screw	Torx Key	Screw Torque Value
D10 - D12		 SSV M2x5-9502	 STK-T06-9906	 0,6
D20	ADMX 11T3..	SSV M2.5x6-9505	STK-T08-9908	1,2
D25 - D32		SSV M2.5x7-9506		

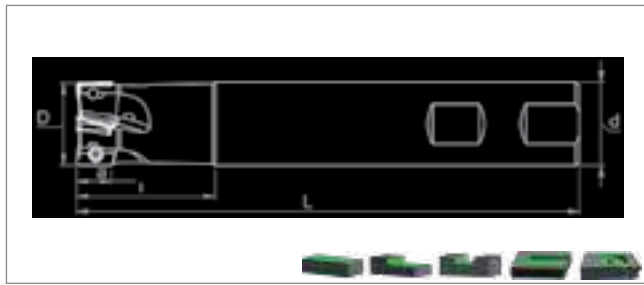


Ordering Code	Item Designation	Dimensions (mm)						Master Insert*
			D	Z	d	L	a	
	<b>TK90 ADMX 11T3.. / 1606..</b>							
SM43527	TK90 ADMX11 D40 A16 Z05-H	✓	40	5	16	40	10.5	ADMX 11T3..
SM43534	TK90 ADMX11 D50 A22 Z06-H	✓	50	6	22	40	10.5	
SM43541	TK90 ADMX11 D63 A22 Z07-H	✓	63	7	22	40	10.5	
SM42902	TK90 ADMX16 D50 A22 Z05-H	✓	50	5	22	40	16	ADMX 1606..
SM42919	TK90 ADMX16 D63 A22 Z06-H	✓	63	6	22	40	16	
SM42926	TK90 ADMX16 D80 A27 Z07-H	✓	80	7	27	50	16	

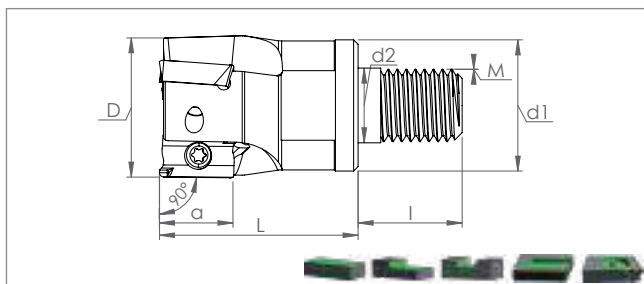
Cooling mounting screw is optional / See Page "K438" for cooling mounting screws.  
İçten su vermeli montaj vidaları opsiyoneldir. / Bkz. Sayfa "K438" içten su vermeli montaj vidaları için.



Size Designation	Master Insert*	Spare Parts		
		Screw	Torx Key	Screw Torque Value
				 N·m
D40 - D63	ADMX 11T3..	SSV M2.5x7 -9506	STK-T08-9908	1,2
D50 - D80	ADMX 1606..	SSV M4x10-9514	STK-T15-9910	4,3

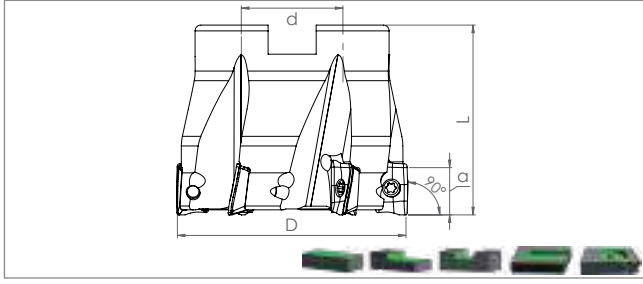




Ordering Code	Item Designation	Dimensions (mm)								Master Insert*
			D	d	Z	L	l	a		
<b>ST90 ADKT 1505..</b>										
SM12110	ST90 AD1505 D25 W25 L120 Z02	-	25	25	2	120	30	14.3	ADKT 1505..	
SM12134	ST90 AD1505 D25 W25 L150 Z02	-	25	25	2	150	40	14.3		
SM26704	ST90 AD1505 D30 W25 L150 Z03	-	30	25	3	150	30	14.3		
SM12127	ST90 AD1505 D32 W32 L120 Z03	-	32	32	3	120	30	14.3		
SM12141	ST90 AD1505 D32 W32 L150 Z03	-	32	32	3	150	40	14.3		



Ordering Code	Item Designation	Dimensions (mm)										Master Insert*
			D	Z	d1	d2	L	l	M	a		
<b>MT90 ADKT 1505..</b>												
SM56442	MT90 AD1505 D25 M12 L35 Z02-H	✓	25	2	21	12.5	35	23	12	14.3	ADKT 1505..	
SM56459	MT90 AD1505 D32 M16 L43 Z03-H	✓	32	3	29	17	43	23	16	14.3		

Size Designation	Master Insert*	Spare Parts		
		Screw	Torx Key	Screw Torque Value
	D25 - D32		 SSV M4x10-9514	 STK-T15-9910



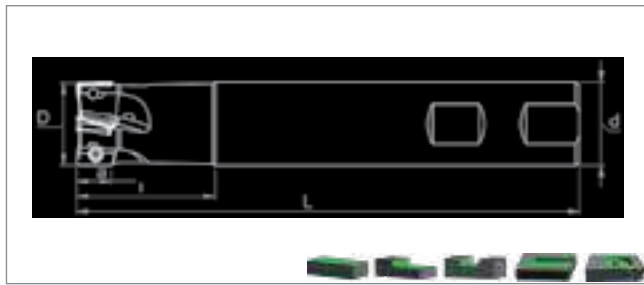
Ordering Code	Item Designation	Dimensions (mm)						Master Insert*
			D	Z	d	L	a	
	<b>TK90 ADKT 1505..</b>							
SM29200	TK90 AD1505 D40 A16 Z04-H	✓	40	4	16	40	14.3	ADKT 1505..
SM29194	TK90 AD1505 D50 A22 Z05-H	✓	50	5	22	40	14.3	
SM29187	TK90 AD1505 D63 A22 Z06-H	✓	63	6	22	40	14.3	
SM29170	TK90 AD1505 D80 A27 Z07-H	✓	80	7	27	50	14.3	
SM29163	TK90 AD1505 D100 A32 Z08-H	✓	100	8	32	50	14.3	
SM13933	TK90 AD1505 D125 B40 Z09	-	125	9	40	63	14.3	

Cooling mounting screw is optional / See Page "K438" for cooling mounting screws.  
İçten su vermeli montaj vidaları opsiyoneldir. / Bkz. Sayfa "K438" İçten su vermeli montaj vidaları için.



Size Designation	Master Insert*	Spare Parts		
		Screw	Torx Key	Screw Torque Value
				 N·m
D40 - D125	ADKT 1505..	SSV M4x10-9514	STK-T15-9910	4,3

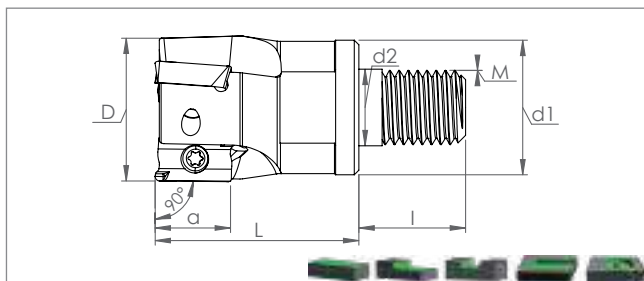




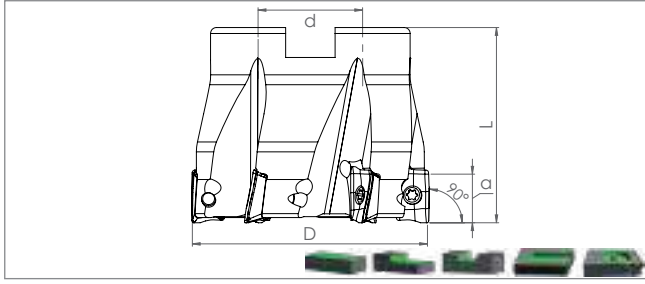
Ordering Code	Item Designation	Dimensions (mm)								Master Insert*	Master Insert*
			D	d	Z	L	l	a			
<b>ST90 AD.T</b> 0803../10T3../1204..											
SM35300	ST90 AD08 D16 W16 L150 Z02-H	✓	16	16	2	150	40	8		ADMT 0803..	
SM35331	ST90 AD08 D16 C16 L200 Z02	-	16	16	2	200	50	8			
SM35317	ST90 AD08 D20 W20 L150 Z03-H	✓	20	20	3	150	40	8			
SM35348	ST90 AD08 D20 C20 L200 Z03	-	20	20	3	200	50	8			
SM35324	ST90 AD08 D25 W25 L150 Z04-H	✓	25	25	4	150	40	8		ADMT 10T3..	
SM35355	ST90 AD10 D16 W16 L150 Z02-H	✓	16	16	2	150	40	10			
SM35362	ST90 AD10 D20 W20 L150 Z03-H	✓	20	20	3	150	40	10			
SM35379	ST90 AD10 D25 W25 L150 Z04-H	✓	25	25	4	150	40	10		ADKT 1204..	
SM35386	ST90 AD12 D20 W20 L150 Z02	-	20	20	2	150	40	11.7			
SM35393	ST90 AD12 D25 W25 L150 Z03	-	25	25	3	150	40	11.7			
SM35409	ST90 AD12 D30 W25 L150 Z04	-	30	25	4	150	30	11.7			
SM35416	ST90 AD12 D32 W32 L150 Z04	-	32	32	4	150	40	11.7			









Milling Tools













Ordering Code	Item Designation	Dimensions (mm)										Master Insert*
			D	Z	d1	d2	L	l	M	a		
<b>MT90 AD.T</b> 0803../10T3../1204.. WLTR												
SM56350	MT90 AD08 D16 M08 L25 Z02-H	✓	16	2	15	8.5	25	17	8	8		ADMT 0803..
SM56367	MT90 AD08 D20 M10 L30 Z03-H	✓	20	3	18	10.5	30	19	10	8		
SM56374	MT90 AD08 D25 M12 L35 Z04-H	✓	25	4	21	12.5	35	23	12	8		
SM56381	MT90 AD10T3 D16 M08 L25 Z02-H	✓	16	2	15	8.5	25	17	8	10		ADMT 10T3..
SM56398	MT90 AD10T3 D20 M10 L30 Z03-H	✓	20	3	18	10.5	30	19	10	10		
SM56404	MT90 AD10T3 D25 M12 L35 Z04-H	✓	25	4	21	12.5	35	23	12	10		
SM56411	MT90 AD12 D20 M10 L30 Z02-H	✓	20	2	18	10.5	30	19	10	11.7		ADKT 1204..
SM56428	MT90 AD12 D25 M12 L35 Z03-H	✓	25	3	21	12.5	35	23	12	11.7		
SM56435	MT90 AD12 D32 M16 L43 Z04-H	✓	32	4	29	17	43	23	16	11.7		



Ordering Code	Item Designation	Dimensions (mm)						Master Insert*	
			D	Z	d	L	a		
	<b>TK90 AD.T</b> <b>10T3.. / 1204.. / 1606..</b>								
SM31340	TK90 AD10T3 D40 A16 Z05-H	✓	40	5	16	40	10	ADMT 10T3..	
SM31234	TK90 AD10T3 D50 A22 Z06-H	✓	50	6	22	40	10		
SM31258	TK90 AD10T3 D63 A22 Z07-H	✓	63	7	22	40	10		
SM54271	TK90 AD12 D40 A16 Z05-H		✓	40	5	16	40	ADKT 1204..	
SM54288	TK90 AD12 D50 A22 Z06-H		✓	50	6	22	40		11.7
SM54295	TK90 AD12 D63 A22 Z07-H		✓	63	7	22	40		11.7
SM54301	TK90 AD12 D80 A27 Z08-H		✓	80	8	27	50		11.7
SM31296	TK90 AD1606 D50 A22 Z05-H	✓	50	5	22	40	15	ADMT 1606..	
SM31319	TK90 AD1606 D63 A22 Z06-H	✓	63	6	22	40	15		
SM31333	TK90 AD1606 D80 A27 Z07-H	✓	80	7	27	50	15		

Cooling mounting screw is optional / See Page "K438" for cooling mounting screws.  
İçten su vermeli montaj vidaları opsiyoneldir. / Bkz. Sayfa "K438" İçten su vermeli montaj vidaları için.





Size Designation	Master Insert*	Spare Parts		
		Screw	Torx Key	Screw Torque Value
D16 - D20	ADMT 0803..** 			 N-m
D25				
D16 - D25				
D40 - D63	ADMT 10T3..**			1,2
D20 - D25				
D30 - D63	ADKT 1204..**			1,9
D50 - D80				
	ADMT 1606..**			2,9

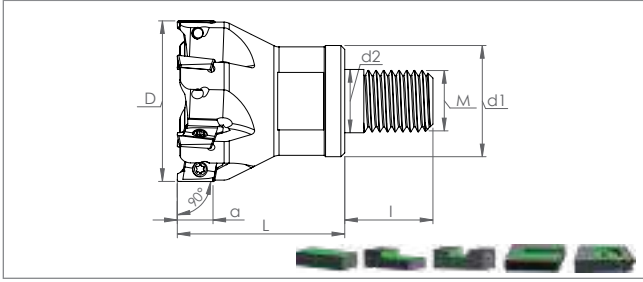
\*\*Body corners should be modified for R2 and more radius inserts / R2 ve üstü radyüslü uçlarda takımın modifiye edilmesi gerekmektedir. ■

\*Suitable Insert brand is WLTR

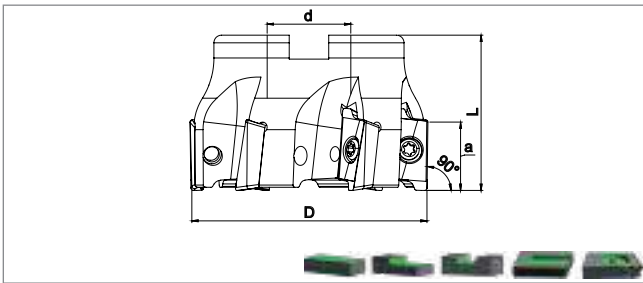


Ordering Code	Item Designation	Dimensions (mm)								Master Insert*
			D	d	Z	L	l	a		
	<b>ST90 RT</b> 0702../1003../1606..									
SM13452	ST90 RT07 D10 C10 L120 Z02	-	10	10	2	120	30	7	RT 0703..	
SM13445	ST90 RT07 D12 C12 L120 Z02	-	12	12	2	120	30	7		
SM13469	ST90 RT07 D12 W12 L120 Z02	-	12	12	2	120	30	7		
SM13476	ST90 RT07 D14 W12 L120 Z02	-	14	12	2	120	30	7		
SM13490	ST90 RT10 D16 W16 L120 Z02	-	16	16	2	120	30	10	RT 1003..	
SM13537	ST90 RT10 D16 W16 L150 Z02	-	16	16	2	150	40	10		
SM13599	ST90 RT10 D16 C16 L200 Z02	-	16	16	2	200	50	10		
SM13544	ST90 RT10 D17 W16 L150 Z02	-	17	16	2	150	30	10		
SM13506	ST90 RT10 D18 W16 L120 Z02	-	18	16	2	120	30	10		
SM13513	ST90 RT10 D20 W20 L120 Z03	-	20	20	3	120	30	10		
SM13551	ST90 RT10 D20 W20 L150 Z03	-	20	20	3	150	40	10		
SM13483	ST90 RT10 D20 C20 L200 Z03	-	20	20	3	200	50	10		
SM13568	ST90 RT10 D22 W20 L120 Z03	-	22	20	3	120	30	10		
SM13575	ST90 RT10 D22 W20 L150 Z03	-	22	20	3	150	30	10		
SM13612	ST90 RT10 D22 C20 L200 Z03	-	22	20	3	200	30	10		
SM13520	ST90 RT10 D25 W25 L120 Z04	-	25	25	4	120	30	10		
SM26896	ST90 RT10 D25 W25 L150 Z04	-	25	25	4	150	40	10		
SM13636	ST90 RT10 D25 C25 L200 Z04	-	25	25	4	200	50	10		
SM13582	ST90 RT10 D32 W32 L120 Z05	-	32	32	5	120	30	10		
SM13629	ST90 RT10 D32 W32 L150 Z05	-	32	32	5	150	40	10		
SM13643	ST90 RT10 D32 C32 L200 Z05	-	32	32	5	200	50	10		
SM13650	ST90 RT16 D25 W25 L120 Z02	-	25	25	2	120	30	16	RT 1606..	
SM13674	ST90 RT16 D25 W25 L150 Z02	-	25	25	2	150	40	16		
SM13698	ST90 RT16 D25 C25 L200 Z02	-	25	25	2	200	50	16		
SM13667	ST90 RT16 D32 W32 L120 Z03	-	32	32	3	120	30	16		
SM13681	ST90 RT16 D32 W32 L150 Z03	-	32	32	3	150	40	16		
SM13735	ST90 RT16 D32 C32 L200 Z03	-	32	32	3	200	40	16		
SM13711	ST90 RT16 D32 C32 L250 Z03	-	32	32	3	250	180	16		
SM13704	ST90 RT16 D40 W32 L120 Z04	-	40	32	4	120	30	16		
SM13728	ST90 RT16 D40 W32 L150 Z04	-	40	32	4	150	40	16		
SM13742	ST90 RT16 D40 C32 L200 Z04	-	40	32	4	200	30	16		

Size Designation	Master Insert*	Spare Parts		
		 Screw	 Torx Key	 Screw Torque Value
D10 - D14	RT 0703..	SSV M2x5-9502	STK-T06-9906	0,6
D16 - D18	RT 1003..	SSV M2.5x5-9504	STK-T08-9908	1,2
D20 - D32		SSV M2.5x6-9505		
D25 - D40	RT 1606..	SSV M4x10-9514	STK-T15-9910	4,3



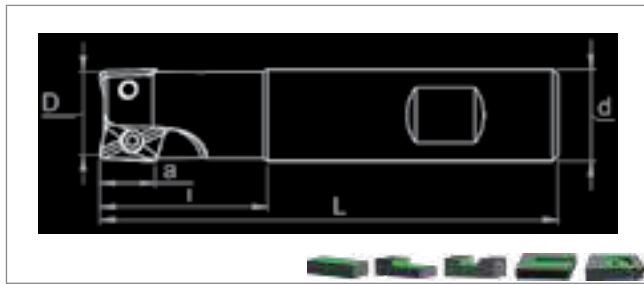
Ordering Code	Item Designation		Dimensions (mm)								Master Insert*	
			D	Z	d1	d2	L	l	M	a		
	<b>MT90 RT 1003..</b>											
SM24069	MT90 RT10 D25 M12 L35 Z04-H	✓	25	4	21	12.5	35	23	12	10		RT 1003..
SM24076	MT90 RT10 D32 M16 L43 Z05-H	✓	32	5	29	17	43	23	16	10		
SM24083	MT90 RT10 D42 M16 L43 Z06-H	✓	42	6	29	17	43	23	16	10		



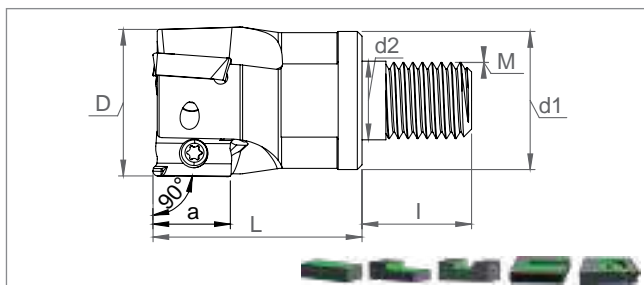
Ordering Code	Item Designation		Dimensions (mm)					Master Insert*	
			D	Z	d	L	a		
	<b>TK90 RT 1003.. / 1606..</b>								
SM28258	TK90 RT10 D40 A16 Z06-H	✓	40	6	16	40	10		RT 1003..
SM28241	TK90 RT10 D50 A22 Z07-H	✓	50	7	22	40	10		
SM28234	TK90 RT10 D63 A22 Z09-H	✓	63	9	22	40	10		
SM28227	TK90 RT16 D50 A22 Z05-H	✓	50	5	22	40	16		RT 1606..
SM28210	TK90 RT16 D63 A22 Z06-H	✓	63	6	22	40	16		
SM24311	TK90 RT16 D80 A27 Z07-H	✓	80	7	27	50	16		
SM24328	TK90 RT16 D100 A32 Z08-H	✓	100	8	32	50	16		

Cooling mounting screw is optional / See Page "K438" for cooling mounting screws.  
İçten su vermeli montaj vidaları opsiyoneldir. / Bkz. Sayfa "K438" İçten su vermeli montaj vidaları için.

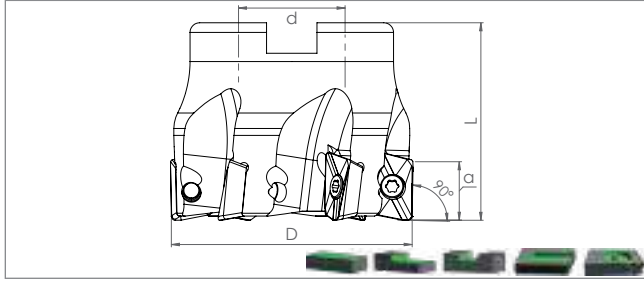
Size Designation	Master Insert*	Spare Parts		
		Screw	Torx Key	Screw Torque Value
D25 - D32	RT 1003..	SSV M2.5x6-9505	STK-T08-9908	1,2
D40 - D63		SSV M2.5x7-9506		
D50 - D100	RT 1606..	SSV M4x10-9514	STK-T15-9910	4,3
























Ordering Code	Item Designation	Dimensions (mm)								Master Insert*
			D	d	Z	L	l	a		
<b>ST90 XOMX</b> 0602../10T3../1204..										
SM35485	ST90 XO06 D10 C10 L120 Z02	-	10	10	2	120	30	5.5	XOMX 0602..	
SM35492	ST90 XO06 D12 C12 L120 Z03	-	12	12	3	120	30	5.5		
SM49734	ST90 XO06 D16 W16 L120 Z03-H	✓	16	16	3	120	30	5.5		
SM43176	ST90 XO06 D20 W20 L120 Z04-H	✓	20	20	4	120	30	5.5		
SM37892	ST90 XO10 D16 W16 L120 Z02	-	16	16	2	120	30	9	XOMX 10T3..	
SM35508	ST90 XO10 D16 W16 L120 Z02-H	✓	16	16	2	120	30	9		
SM35522	ST90 XO10 D16 W16 L150 Z02-H	✓	16	16	2	150	40	9		
SM37908	ST90 XO10 D20 W20 L120 Z03	-	20	20	3	120	30	9		
SM35515	ST90 XO10 D20 W20 L120 Z03-H	✓	20	20	3	120	30	9		
SM35539	ST90 XO10 D20 W20 L150 Z03-H	✓	20	20	3	150	40	9		
SM35546	ST90 XO10 D20 C20 L200 Z03	-	20	20	3	200	50	9	XOMX 1204..	
SM35553	ST90 XO12 D20 W20 L120 Z02-H	✓	20	20	2	120	30	11		
SM35560	ST90 XO12 D20 W20 L150 Z02-H	✓	20	20	2	150	40	11		
SM35584	ST90 XO12 D20 C20 L200 Z02	-	20	20	2	200	50	11		
SM35577	ST90 XO12 D25 W25 L150 Z03-H	✓	25	25	3	150	40	11		
SM35591	ST90 XO12 D25 C25 L200 Z03	-	25	25	3	200	50	11		
SM26483	ST90 XO12 D32 W32 L150 Z04-H	✓	32	32	4	150	40	11		
SM35607	ST90 XO12 D32 C32 L200 Z04	-	32	32	4	200	50	11		






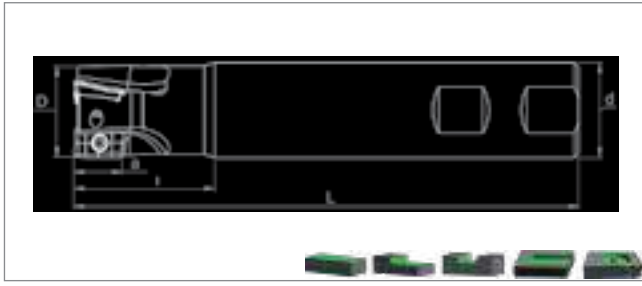
Ordering Code	Item Designation	Dimensions (mm)									Master Insert*	
			D	Z	d1	d2	L	l	M	a		
<b>MT90 XOMX</b> 10T3../1204.. SCO												
SM36581	MT90 XO10 D16 M08 L25 Z02-H	✓	16	2	15	8.5	25	17	8	9	XOMX 10T3..	
SM36598	MT90 XO10 D20 M10 L30 Z03-H	✓	20	3	18	10.5	30	19	10	9		
SM36604	MT90 XO12 D20 M10 L30 Z02-H	✓	20	2	18	10.5	30	19	10	11		
SM36611	MT90 XO12 D25 M12 L35 Z03-H	✓	25	3	21	12.5	35	23	12	11	XOMX 1204..	
SM36628	MT90 XO12 D32 M16 L43 Z04-H	✓	32	4	29	17	43	23	16	11		



Ordering Code	Item Designation	Dimensions (mm)					Master Insert*
			D	Z	d	L	
	<b>TK90 XOMX</b> <b>10T3.. / 1204.. / 1806..</b>						
SM53847	TK90 XO10 D40 A16 Z05-H		40	5	16	40	XOMX 10T3..
SM53854	TK90 XO10 D40 A16 Z06-H		40	6	16	40	
SM53861	TK90 XO10 D50 A22 Z06-H		50	6	22	40	
SM53878	TK90 XO10 D50 A22 Z07-H		50	7	22	40	
SM53885	TK90 XO10 D63 A22 Z07-H		63	7	22	40	
SM53892	TK90 XO10 D63 A22 Z08-H		63	8	22	40	
SM53908	TK90 XO12 D40 A16 Z04-H		40	4	16	40	XOMX 1204..
SM28944	TK90 XO12 D40 A16 Z05-H		40	5	16	40	
SM53915	TK90 XO12 D50 A22 Z05-H		50	5	22	40	
SM27237	TK90 XO12 D50 A22 Z06-H		50	6	22	40	
SM53922	TK90 XO12 D63 A22 Z07-H		63	7	22	40	
SM28937	TK90 XO12 D63 A22 Z08-H		63	8	22	40	
SM53939	TK90 XO12 D80 A27 Z08-H		80	8	27	50	XOMX 1806..
SM28920	TK90 XO12 D80 A27 Z09-H		80	9	27	50	
SM38196	TK90 XO12 D100 A32 Z11-H		100	11	32	50	
SM38202	TK90 XO12 D125 B40 Z12	-	125	12	40	63	
SM31012	TK90 XO18 D50 A22 Z04-H		50	4	22	40	
SM31029	TK90 XO18 D63 A22 Z05-H		63	5	22	40	
SM31036	TK90 XO18 D80 A27 Z07-H		80	7	27	50	XOMX 1806..
SM31043	TK90 XO18 D100 A32 Z08-H		100	8	32	50	
SM31050	TK90 XO18 D125 B40 Z10	-	125	10	40	63	

Cooling mounting screw is optional / See Page "K438" for cooling mounting screws.  
İçten su vermeli montaj vidaları opsiyoneldir. / Bkz. Sayfa "K438" için su vermeli montaj vidaları için.

Size Designation	Master Insert*	Spare Parts		
		Screw	Torx Key	Screw Torque Value
D10 - D20	XOMX 0602..**			 N·m
D16	XOMX 10T3..**	SSV M1.8X4-9501	STK-T06-9906	0,6
D20 - D63		SSV M2.5x5-9504	STK-T08-9908	
D20 - D125	XOMX 1204..**	SSV M2.5x7-9506	STK-T10-9909	2,9
D50 - D125	XOMX 1806..**	SSV M3.5x8 SC-9513	STK-T20-9911	5,0

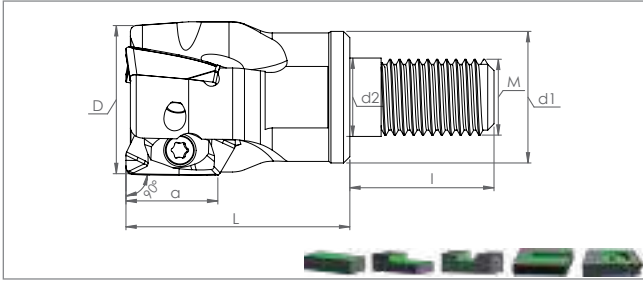


Ordering Code	Item Designation	Dimensions (mm)								Master Insert*
			D	d	Z	L	l	a		
	<b>ST90 EDPT 10T3.. / 1404..</b>									
SM43220	ST90 ED10 D16 W16 L150 Z02-H	✓	16	16	2	150	40	9.8	EDPT 10T3..	
SM43237	ST90 ED10 D20 W20 L150 Z03-H	✓	20	20	3	150	40	9.8		
SM43244	ST90 ED10 D25 W25 L150 Z04-H	✓	25	25	4	150	40	9.8		
SM49680	ST90 ED10 D32 W32 L150 Z05-H	✓	32	32	5	150	40	9.8	EDPT 1404..	
SM43268	ST90 ED14 D20 W20 L150 Z02-H	✓	20	20	2	150	40	14		
SM43275	ST90 ED14 D25 W25 L150 Z03-H	✓	25	25	3	150	40	14		
SM43282	ST90 ED14 D32 W32 L150 Z04-H	✓	32	32	4	150	40	14		
SM43299	ST90 ED14 D40 W32 L150 Z05-H	✓	40	32	5	150	30	14		

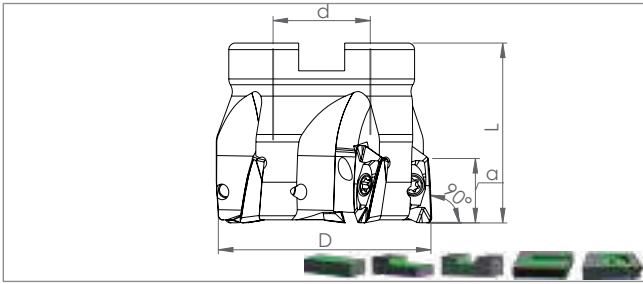


Size Designation	Master Insert*	Spare Parts		
		Screw	Torx Key	Screw Torque Value
D16 - D20	EDPT 10T3..**	SSV M2.5x6-9505	STK-T08-9908	1,2
D25 - D32		SSV M2.5x7-9506		
D20	EDPT 1404..**	SSV M3x6-9507		1,9
D25 - D40		SSV M3x8-9508		





Ordering Code	Item Designation		Dimensions (mm)								Master Insert*	
			D	Z	d1	d2	L	l	M	a		
	<b>MT90 EDPT 10T3../1404..</b>											
SM43848	MT90 ED10 D16 M08 L25 Z02-H	✓	16	2	15	8.5	25	17	8	10		EDPT 10T3..
SM43855	MT90 ED10 D20 M10 L30 Z03-H	✓	20	3	18	10.5	30	19	10	10		
SM43862	MT90 ED10 D25 M12 L35 Z04-H	✓	25	4	21	12.5	35	23	12	10		
SM56558	MT90 ED10 D32 M16 L43 Z05-H	✓	32	5	29	17	43	23	16	10		EDPT 1404..
SM43879	MT90 ED14 D20 M10 L30 Z02-H	✓	20	2	18	10.5	30	19	10	14		
SM43886	MT90 ED14 D25 M12 L35 Z03-H	✓	25	3	21	12.5	35	23	12	14		
SM43893	MT90 ED14 D32 M16 L43 Z04-H	✓	32	4	29	17	43	23	16	14		



Ordering Code	Item Designation		Dimensions (mm)					Master Insert*
			D	Z	d	L	a	
	<b>TK90 EDPT 10T3../1404..</b>							
SM42995	TK90 ED10 D40 A16 Z05-H	✓	40	5	16	40	9.87	EDPT 10T3..
SM43008	TK90 ED10 D50 A22 Z06-H	✓	50	6	22	40	9.87	
SM43015	TK90 ED10 D63 A22 Z07-H	✓	63	7	22	40	9.87	
SM43022	TK90 ED14 D40 A16 Z04-H	✓	40	4	16	40	13.8	EDPT 1404..
SM43039	TK90 ED14 D50 A22 Z05-H	✓	50	5	22	40	13.8	
SM43046	TK90 ED14 D63 A22 Z06-H	✓	63	6	22	40	13.8	
SM43053	TK90 ED14 D80 A27 Z07-H	✓	80	7	27	50	13.8	

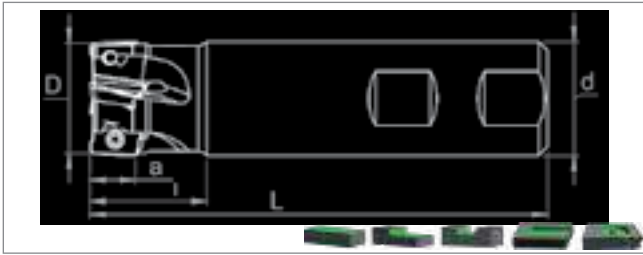
Cooling mounting screw is optional / See Page "K438" for cooling mounting screws.  
İçten su vermeli montaj vidaları opsiyoneldir. / Bkz. Sayfa "K438" İçten su vermeli montaj vidaları için.

Size Designation	Master Insert*	Spare Parts		
		Screw	Torx Key	Screw Torque Value
D16 - D20	EDPT 10T3..**			N-m
D25 - D32		SSV M2.5x6-9505		
D20	EDPT 1404..**	SSV M2.5x7-9507	STK-T08-9908	1,2
D25 - D80		SSV M3x6-9507		
		SSV M3x8-9508		1,9

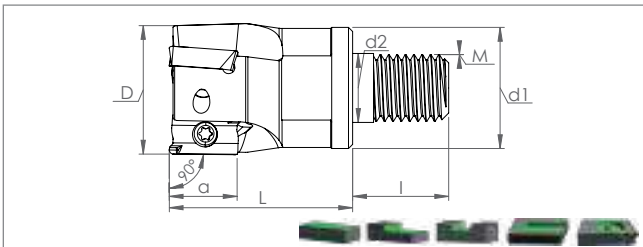
\*\*Body corners should be modified for R2 and more radius inserts / R2 ve üstü radyüslü uçlarda takımın modifiye edilmesi gerekmektedir. ■

\*Suitable Insert brand is KNMTL

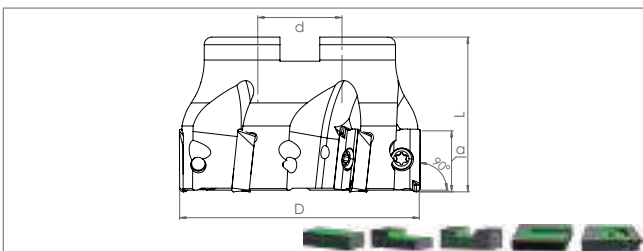




Ordering Code	Item Designation	Dimensions (mm)								Master Insert*
			D	d	Z	L	l	a		
<i>ST90 AOMT 1236..</i>										
SM35614	ST90 AO12 D16 W16 L150 Z02-H	✓	16	16	2	150	40	12	AOMT 1236..	
SM35621	ST90 AO12 D20 W20 L150 Z03-H	✓	20	20	3	150	40	12		
SM35638	ST90 AO12 D22 W20 L150 Z03-H	✓	22	20	3	150	30	12		
SM35645	ST90 AO12 D25 W25 L150 Z04-H	✓	25	25	4	150	40	12		
SM35652	ST90 AO12 D32 W32 L150 Z05-H	✓	32	32	5	150	40	12		




Ordering Code	Item Designation	Dimensions (mm)										Master Insert*
			D	Z	d1	d2	L	l	M	a		
<i>MT90 AOMT 1236..</i>												
SM54981	MT90 AO12 D16 M08 L25 Z02-H	✓	16	2	15	8.5	25	17	8	10	AOMT 1236..	
SM54998	MT90 AO12 D20 M10 L30 Z03-H	✓	20	3	18	10.5	30	19	10	10		
SM55001	MT90 AO12 D25 M12 L35 Z04-H	✓	25	4	21	12.5	35	23	12	10		
SM55018	MT90 AO12 D32 M16 L43 Z05-H	✓	32	5	29	17	43	23	16	10		



Ordering Code	Item Designation	Dimensions (mm)						Master Insert*
			D	Z	d	L	a	
<i>TK90 AOMT 1236..</i>								
SM30961	TK90 AO12 D40 A16 Z05-H	✓	40	5	16	40	12	AOMT 1236..
SM30978	TK90 AO12 D50 A22 Z06-H	✓	50	6	22	40	12	
SM30985	TK90 AO12 D63 A22 Z07-H	✓	63	7	22	40	12	
SM30992	TK90 AO12 D80 A27 Z08-H	✓	80	8	27	50	12	
SM31005	TK90 AO12 D100 A32 Z10-H	✓	100	10	32	50	12	

Size Designation	Master Insert*	Spare Parts		
		Screw	Torx Key	Screw Torque Value
D16 - D20				N-m
D22 - D100		SSV M2.5x5-9504 SSV M2.5x6-9505		
	AOMT 1236..		STK-T08-9908	1,2

Milling Tools

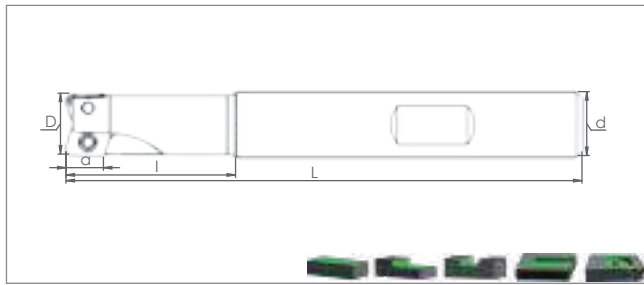


Ordering Code	Item Designation	Dimensions (mm)								Master Insert*
<i>ST90 XDKT 0703.. / 11T3..</i>			<i>D</i>	<i>d</i>	<i>Z</i>	<i>L</i>	<i>l</i>	<i>a</i>		
SM29781	ST90 XD07 D12 C10 L120 Z02	-	12	10	2	120	30	7	XDKT 0703..	
SM29774	ST90 XD07 D12 C12 L120 Z02	-	12	12	2	120	30	7		
SM37922	ST90 XD07 D16 W16 L150 Z03-H	✓	16	16	3	150	40	7		
SM29750	ST90 XD07 D16 C16 L200 Z03	-	16	16	3	200	50	7		
SM37915	ST90 XD07 D17 W16 L150 Z03-H	✓	17	16	3	150	30	7		
SM29743	ST90 XD11 D16 W16 L150 Z02-H	✓	16	16	2	150	40	11	XDKT 11T3..	
SM29736	ST90 XD11 D16 C16 L200 Z02	-	16	16	2	200	50	11		
SM29712	ST90 XD11 D17 W16 L150 Z02-H	✓	17	16	2	150	30	11		
SM29729	ST90 XD11 D17 C16 L200 Z02	-	17	16	2	200	30	11		
SM29590	ST90 XD11 D20 W20 L150 Z03-H	✓	20	20	3	150	40	11		
SM29613	ST90 XD11 D20 C20 L200 Z03	-	20	20	3	200	50	11		
SM29583	ST90 XD11 D21 W20 L150 Z03-H	✓	21	20	3	150	30	11		
SM29606	ST90 XD11 D21 C20 L200 Z03	-	21	20	3	200	30	11		
SM29620	ST90 XD11 D25 W25 L150 Z03-H	✓	25	25	3	150	40	11		
SM29576	ST90 XD11 D25 C25 L200 Z03	-	25	25	3	200	50	11		
SM29705	ST90 XD11 D26 W25 L150 Z04-H	✓	26	25	4	150	30	11		
SM29699	ST90 XD11 D26 C25 L200 Z04	-	26	25	4	200	30	11		



Size Designation	Master Insert*	Spare Parts		
		Screw 	Torx Key 	Screw Torque Value N·m
D12 - D16	XDKT 0703..	SSV M2.2x5- <b>9503</b>	STK-T06- <b>9906</b>	0,85
D16 - D17	XDKT 11T3..	SSV M2.5x5- <b>9504</b>	STK-T08- <b>9908</b>	1,2
D20 - D26		SSV M2.5x6- <b>9505</b>		

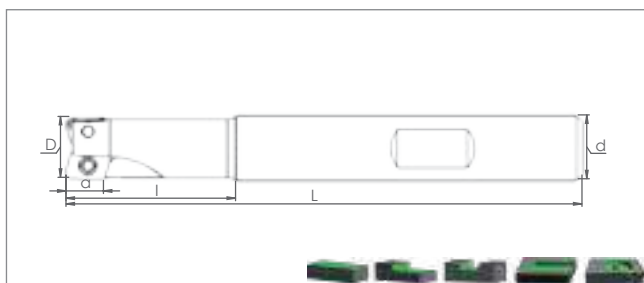
\*Suitable Insert brand is CRTZ



Ordering Code	Item Designation	Dimensions (mm)							Master Insert*
			D	d	Z	L	l	a	
<i>ST90 AXMT 0602..</i>									
SM43138	ST90 AX06 D10 W10 L120 Z02-H	✓	10	10	2	120	30	5.75	AXMT 0602..
SM43145	ST90 AX06 D12 W12 L120 Z02-H	✓	12	12	2	120	30	5.75	
SM43152	ST90 AX06 D16 W16 L120 Z04-H	✓	16	16	4	120	30	5.75	

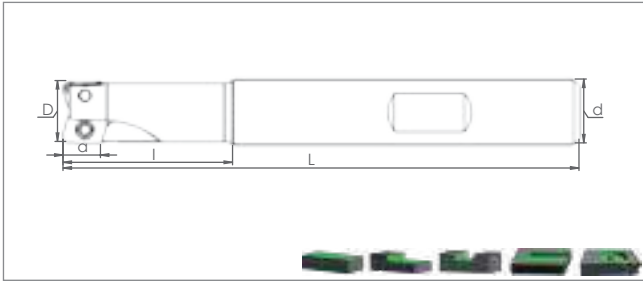
Size Designation	Master Insert*	Spare Parts		
		Screw	Torx Key	Screw Torque Value
				N-m
D10 - D16	AXMT 0602..*	SSV M1.8x4-9501	STK-T06-9906	0,6

Milling Tools



Ordering Code	Item Designation	Dimensions (mm)							Master Insert*
			D	d	Z	L	l	a	
<i>ST90 APKT 0602..</i>									
SM43374	ST90 APKT06 D10 W10 L120 Z02-H	✓	10	10	2	120	30	5.5	APKT 0602..
SM43381	ST90 APKT06 D11 W10 L120 Z02-H	✓	11	10	2	120	30	5.5	
SM43398	ST90 APKT06 D12 W12 L120 Z03-H	✓	12	12	3	120	30	5.5	
SM43404	ST90 APKT06 D13 W12 L120 Z03-H	✓	13	12	3	120	30	5.5	

Size Designation	Master Insert**	Spare Parts		
		Screw	Torx Key	Screw Torque Value
				N-m
D10 - D13	APKT 0602..	SSV M1.8x4-9501	STK-T06-9906	0,6

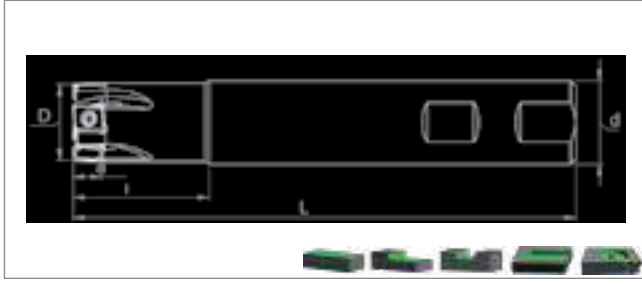




Ordering Code	Item Designation	Dimensions (mm)							Master Insert*
			D	d	Z	L	l	a	
	<i>ST90 AOMT 0702..</i>								
SM46306	ST90 AO07 D12 W12 L120 Z02-H	✓	12	12	2	120	30	7	AOMT 0702..
SM46313	ST90 AO07 D16 W16 L120 Z03-H	✓	16	16	3	120	30	7	
SM46320	ST90 AO07 D20 W20 L150 Z04-H	✓	20	20	4	150	40	7	
SM46337	ST90 AO07 D22 W20 L150 Z04-H	✓	22	20	4	150	30	7	



Milling Tools

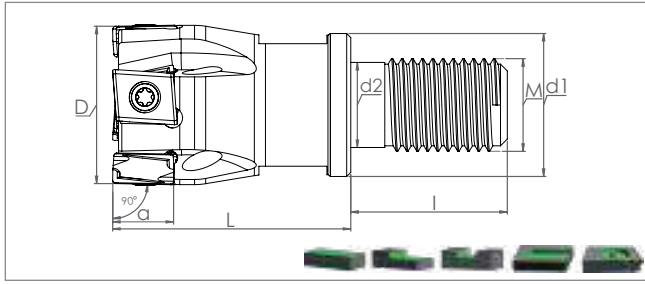
Size Designation	Master Insert*	Spare Parts		
		Screw	Torx Key	Screw Torque Value
D12 - D22	AOMT 0702..	 SSV M2.2x5-9503	 STK-T06-9906	 N·m 0,85



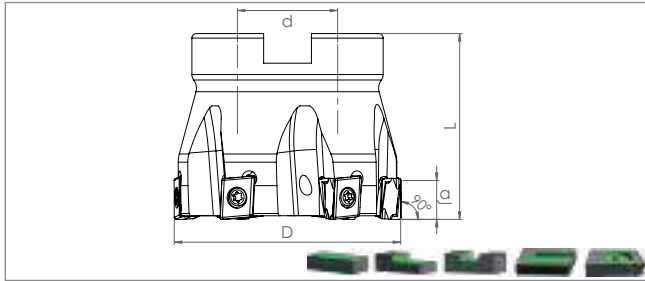
Ordering Code	Item Designation	Dimensions (mm)								Master Insert*
			D	d	Z	L	l	a		
	<i>ST90 LNHU 0904..</i>									
SM35836	ST90 LN09 D20 W20 L150 Z03-H	✓	20	20	3	150	40	9	LNHU 0904..	
SM35843	ST90 LN09 D25 W25 L150 Z04-H	✓	25	25	4	150	40	9		
SM35850	ST90 LN09 D32 W32 L150 Z05-H	✓	32	32	5	150	40	9		



Size Designation	Master Insert*	Spare Parts		
		Screw	Torx Key	Screw Torque Value
D20				 N·m
D25 - D32		SSV M3x6- <b>9507</b> SSV M3x8- <b>9508</b>		



Ordering Code	Item Designation		Dimensions (mm)								Master Insert*	
			D	Z	d1	d2	L	l	M	a		
	<b>MT90 LNHU 0904..</b>											
SM54677	MT90 LN09 D20 M10 L30 Z03-H	✓	20	3	18	10.5	30	19	10	9	LNHU 0904..	
SM54684	MT90 LN09 D25 M12 L35 Z04-H	✓	25	4	21	12.5	35	23	12	9		
SM54691	MT90 LN09 D32 M16 L43 Z05-H	✓	32	5	29	17	43	23	16	9		




Ordering Code	Item Designation		Dimensions (mm)					Master Insert*	
			D	Z	d	L	a		
	<b>TK90 LNHU / LNHU 0904.. / 1306..</b>								
SM32026	TK90 LN09 D40 A16 Z05-H	✓	40	5	16	40	8	LNHU 0904..	
SM32040	TK90 LN09 D50 A22 Z06-H	✓	50	6	22	40	8		
SM32064	TK90 LN09 D63 A22 Z07-H	✓	63	7	22	40	8		
SM32088	TK90 LN09 D80 A27 Z09-H	✓	80	9	27	50	8		
SM53236	TK90 LNHU13 D40 A16 Z04-H		✓	40	4	16	40	12	LNHU 1306..
SM01392	TK90 LNHU13 D50 A22 Z05-H		✓	50	5	22	40	12	
SM53243	TK90 LNHU13 D63 A22 Z06-H		✓	63	6	22	40	12	
SM53250	TK90 LNHU13 D80 A27 Z07-H		✓	80	7	27	50	12	
SM53267	TK90 LNHU13 D100 A32 Z09-H		✓	100	9	32	50	12	

Cooling mounting screw is optional / See Page "K438" for cooling mounting screws.  
İçten su vermeli montaj vidaları opsiyoneldir. / Bkz. Sayfa "K438" içten su vermeli montaj vidaları için.

Size Designation	Master Insert*	Spare Parts		
		Screw	Torx Key	Screw Torque Value
D20				
D25 - D80				
D40 - D100	LNHU 1306..**	SSV M4x12x5-9529	STK-T15-9910	4,3

\*\*Body corners should be modified for R2 and more radius inserts / R2 ve üstü radyüslü uçlarda takımın modifiye edilmesi gerekmektedir. ■

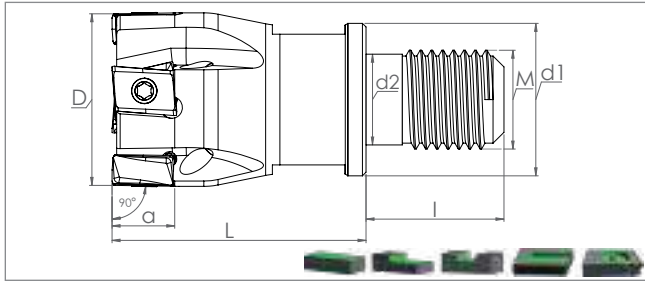
\*Suitable Insert brand is WLTR



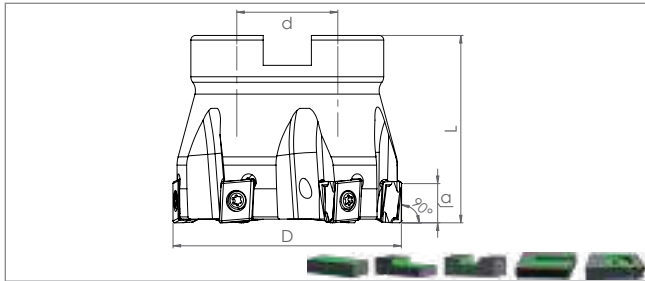
Ordering Code	Item Designation	Dimensions (mm)								Master Insert*
			<i>D</i>	<i>d</i>	<i>Z</i>	<i>L</i>	<i>l</i>	<i>a</i>		
	<i>ST90 LN.. 0804..</i>									
SM35935	ST90 LN08 D16 W16 L150 Z02-H	✓	16	16	2	150	40	8	LN.. 0804..	
SM35942	ST90 LN08 D20 W20 L150 Z03-H	✓	20	20	3	150	40	8		
SM35959	ST90 LN08 D25 W25 L150 Z04-H	✓	25	25	4	150	40	8		
SM35966	ST90 LN08 D30 W25 L150 Z04-H	✓	30	25	4	150	30	8		
SM35973	ST90 LN08 D32 W32 L150 Z05-H	✓	32	32	5	150	40	8	LN.. 1306..	
SM59122	ST90 LN13 D32 W32 L150 Z03-H	✓	32	32	3	150	40	12.5		
SM59139	ST90 LN13 D40 W32 L150 Z04-H	✓	40	32	4	150	40	12.5		



Size Designation	Master Insert*	Spare Parts		
		Screw	Torx Key	Screw Torque Value
D16	LN.. 0804..**			N·m
D20 - D32		SSV M2.5x6-9505		
D32 - D40	LN.. 1306..**	SSV M2.5x7-9506	STK-T15-9910	4,3
		SSV M4x10-9514		



Ordering Code	Item Designation		Dimensions (mm)								Master Insert*	
			D	Z	d1	d2	L	l	M	a		
	<b>MT90 LN.. 0804..</b>											
SM54950	MT90 LN08 D20 M10 L30 Z03-H	✓	20	3	18	10.5	30	19	10	8	LN.. 0804..	
SM54967	MT90 LN08 D25 M12 L35 Z04-H	✓	25	4	21	12.5	35	23	12	8		
SM54974	MT90 LN08 D32 M16 L43 Z05-H	✓	32	5	29	17	43	23	16	8		



Ordering Code	Item Designation		Dimensions (mm)					Master Insert*
			D	Z	d	L	a	
	<b>TK90 LN.. 0804.. / 1306..</b>							
SM31845	TK90 LN08 D40 A16 Z05-H	✓	40	5	16	40	8	LN.. 0804..
SM31869	TK90 LN08 D50 A22 Z06-H	✓	50	6	22	40	8	
SM31883	TK90 LN08 D63 A22 Z08-H	✓	63	8	22	40	8	
SM31906	TK90 LN08 D80 A27 Z09-H	✓	80	9	27	50	8	LN.. 1306..
SM58446	TK90 LN13 D40 A16 Z04-H	✓	40	4	16	40	12.5	
SM31937	TK90 LN13 D50 A22 Z05-H	✓	50	5	22	40	12.5	
SM31951	TK90 LN13 D63 A22 Z06-H	✓	63	6	22	40	12.5	
SM31975	TK90 LN13 D80 A27 Z08-H	✓	80	8	27	50	12.5	
SM31999	TK90 LN13 D100 A32 Z09-H	✓	100	9	32	50	12.5	
SM32002	TK90 LN13 D125 B40 Z12	-	125	12	40	63	12.5	

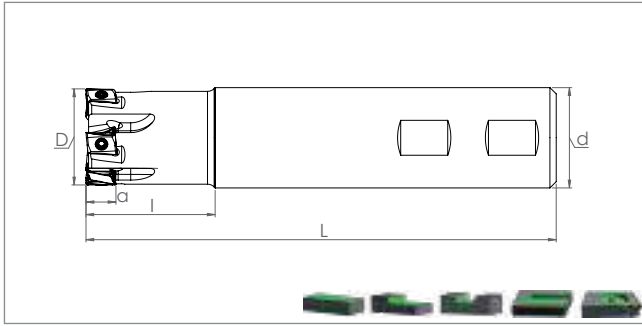
Cooling mounting screw is optional / See Page "K438" for cooling mounting screws.  
İçten su vermeli montaj vidaları opsiyoneldir. / Bkz. Sayfa "K438" İçten su vermeli montaj vidaları için.

Size Designation	Master Insert*	Spare Parts		
		Screw	Torx Key	Screw Torque Value
D20 - D80	LN..0804..*	SSV M2.5x7-9506	STK-T08-9908	1,2
D40 - D125	LN.. 1306..*	SSV M4x10-9514	STK-T15-9910	4,3

\*\*Body corners should be modified for R2 and more radius inserts / R2 ve üstü radyüslü uçlarda takımın modifiye edilmesi gerekmektedir. ■

\*Suitable Insert brand is ISC

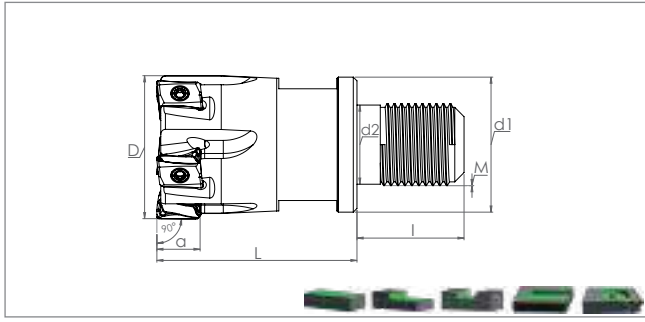




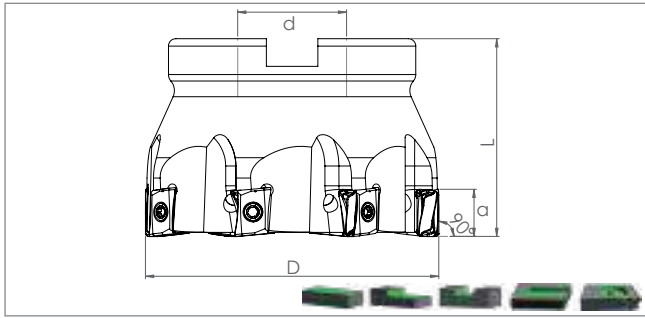
Ordering Code	Item Designation	Dimensions (mm)								Master Insert*
			D	d	Z	L	l	a		
	<b>ST90 LOEX 0804..</b>									
SM58668	ST90 LO08 D20 W20 L150 Z03-H	✓	20	20	3	150	40	8	LOEX 0804..	
SM58675	ST90 LO08 D25 W25 L150 Z04-H	✓	25	25	4	150	40	8		
SM58682	ST90 LO08 D32 W32 L150 Z05-H	✓	32	32	5	150	40	8		



Size Designation	Master Insert*	Spare Parts		
		Screw	Torx Key	Screw Torque Value
D20 - D32	LOEX 0804..**	SSV M2.5x7-9506	STK-T08-9908	1,2



Ordering Code	Item Designation	Dimensions (mm)										Master Insert*
	<b>MT90 LOEX 0804..</b>		D	Z	d1	d2	L	l	M	a		
SM58699	MT90 LO08 D20 M10 L30 Z03-H	✓	20	3	18	10.5	30	19	10	8	LOEX 0804..	
SM58705	MT90 LO08 D25 M12 L35 Z04-H	✓	25	4	21	12.5	35	23	12	8		
SM58712	MT90 LO08 D32 M16 L43 Z05-H	✓	32	5	29	17	43	23	16	8		



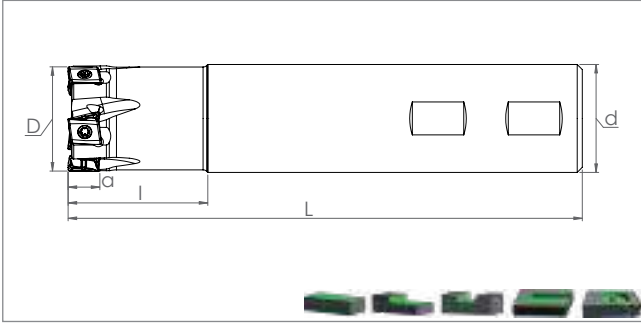
Ordering Code	Item Designation	Dimensions (mm)							Master Insert*
	<b>TK90 LOEX 0804.. / 1207..</b>		D	Z	d	L	a		
SM56893	TK90 LO08 D40 A16 Z06-H	✓	40	6	16	40	8	LOEX 0804..	
SM56909	TK90 LO08 D50 A22 Z07-H	✓	50	7	22	40	8		
SM56916	TK90 LO08 D63 A22 Z08-H	✓	63	8	22	40	8		
SM58729	TK90 LO12 D40 A16 Z04-H	✓	40	4	16	40	12	LOEX 1207..	
SM60333	TK90 LO12 D50 A22 Z04-H	✓	50	4	22	40	12		
SM58736	TK90 LO12 D50 A22 Z05-H	✓	50	5	22	40	12		
SM58743	TK90 LO12 D63 A22 Z06-H	✓	63	6	22	40	12		
SM58750	TK90 LO12 D80 A27 Z07-H	✓	80	7	27	50	12		
SM60340	TK90 LO12 D80 A27 Z08-H	✓	80	8	27	50	12		
SM58767	TK90 LO12 D100 A32 Z09-H	✓	100	9	32	50	12		



Cooling mounting screw is optional / See Page "K438" for cooling mounting screws.  
İçten su vermeli montaj vidaları opsiyoneldir. / Bkz. Sayfa "K438" İçten su vermeli montaj vidaları için.

Size Designation	Master Insert*	Spare Parts		
		Screw	Torx Key	Screw Torque Value
D20 - D63	LOEX 0804..**	 SSV M2.5x7-9506	 STK-T08-9908	 1,2
D40 - D100	LOEX 1207..**	 SSV M3.5x12-9526	 STK-T15-9910	 3,9

\*\*Body corners should be modified for R2 and more radius inserts / R2 ve üstü radyüslü uçlarda takımın modifiye edilmesi gerekmektedir. ■

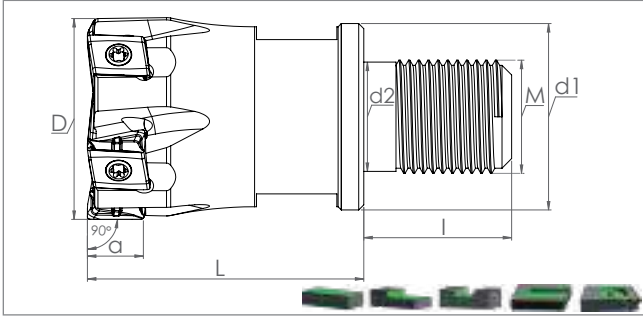
\*Suitable Insert brand is SCO



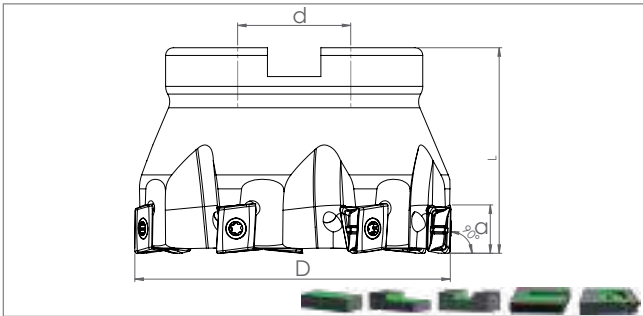
Ordering Code	Item Designation	Dimensions (mm)								Master Insert*
			D	d	Z	L	l	a		
	<i>ST90 LPHU / LPKU 0904..</i>									
SM58491	ST90 LP09 D20 W20 L150 Z03-H	✓	20	20	3	150	40	8.3	L.P.U 0904..	
SM58507	ST90 LP09 D25 W25 L150 Z04-H	✓	25	25	4	150	40	8.3		
SM58514	ST90 LP09 D32 W32 L150 Z05-H	✓	32	32	5	150	40	8.3		



Size Designation	Master Insert*	Spare Parts		
		Screw	Torx Key	Screw Torque Value
D20 - D32	L.P.U 0904..**	 SSV M3x8-9508	 STK-T08-9908	 N-m 1,9



Ordering Code	Item Designation		Dimensions (mm)								Master Insert*	
			D	Z	d1	d2	L	l	M	a		
	<b>MT90 LPHU / LPKU 0904..</b>											
SM58521	MT90 LP09 D20 M10 L30 Z03-H	✓	20	3	18	10.5	30	19	10	8.3	LPU 0904..	
SM58538	MT90 LP09 D25 M12 L35 Z04-H	✓	25	4	21	12.5	35	23	12	8.3		
SM58545	MT90 LP09 D32 M16 L43 Z05-H	✓	32	5	29	17	43	23	16	8.3		



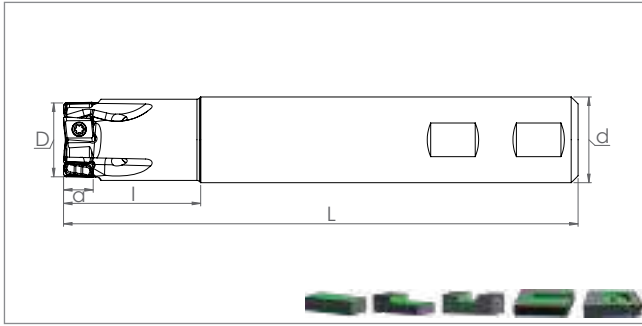
Ordering Code	Item Designation		Dimensions (mm)					Master Insert*
			D	Z	d	L	a	
	<b>TK90 LPHU / LPKU 0904..</b>							
SM55278	TK90 LP09 D40 A16 Z05-H	✓	40	5	16	40	8.3	LPU 0904..
SM55285	TK90 LP09 D50 A22 Z06-H	✓	50	6	22	40	8.3	
SM55292	TK90 LP09 D63 A22 Z07-H	✓	63	7	22	40	8.3	

Cooling mounting screw is optional / See Page "K438" for cooling mounting screws.  
İçten su vermeli montaj vidaları opsiyoneldir. / Bkz. Sayfa "K438" İçten su vermeli montaj vidaları için.

Size Designation	Master Insert*	Spare Parts		
		Screw	Torx Key	Screw Torque Value
D20 - D32	LPU 0904..**			
D40 - D63		SSV M3x7-9527	STK-T08-9908	1,9
		SSV M3x8-9508		

\*\*Body corners should be modified for R2 and more radius inserts / R2 ve üstü radyüslü uçlarda takımın modifiye edilmesi gerekmektedir. ■

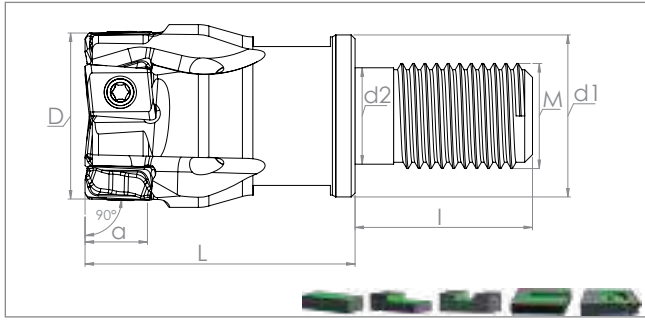
\*Suitable Insert brand is TGTC



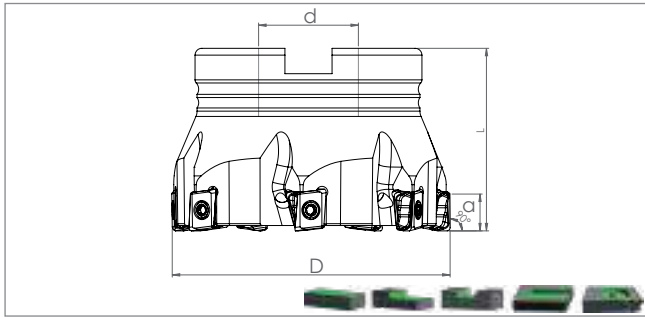
Ordering Code	Item Designation	Dimensions (mm)								Master Insert*
			D	d	Z	L	l	a		
	<i>ST90 LOGU 0904</i>									
SM55094	ST90 LO09 D20 W20 L150 Z03-H	✓	20	20	3	150	40	8	LOGU 0904..	
SM55100	ST90 LO09 D25 W25 L150 Z04-H	✓	25	25	4	150	40	8		
SM55117	ST90 LO09 D32 W32 L150 Z05-H	✓	32	32	5	150	40	8		



Size Designation	Master Insert*	Spare Parts		
		Screw 	Torx Key 	Screw Torque Value N·m
D20 - D32	LOGU 0904..**	SSV M2.5x7-9506	STK-T08-9908	1,2




Ordering Code	Item Designation		Dimensions (mm)								Master Insert*	
			D	Z	d1	d2	L	l	M	a		
	<b>MT90 LOGU 0904</b>											
SM52772	MT90 LO09 D20 M10 L30 Z03-H	✓	20	3	18	10.5	30	19	10	8	LOGU 0904..	
SM52789	MT90 LO09 D25 M12 L35 Z04-H	✓	25	4	21	12.5	35	23	12	8		
SM52796	MT90 LO09 D32 M16 L43 Z05-H	✓	32	5	29	17	43	23	16	8		



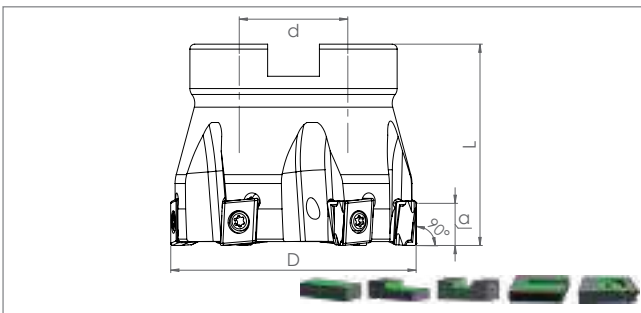
Ordering Code	Item Designation		Dimensions (mm)					Master Insert*	
			D	Z	d	L	a		
	<b>TK90 LOGU 0904</b>								
SM52734	TK90 LO09 D40 A16 Z05-H	✓	40	5	16	40	8	LOGU 0904..	
SM52741	TK90 LO09 D50 A22 Z06-H	✓	50	6	22	40	8		
SM52758	TK90 LO09 D63 A22 Z07-H	✓	63	7	22	40	8		
SM52765	TK90 LO09 D80 A27 Z09-H	✓	80	9	27	50	8		

Cooling mounting screw is optional / See Page "K438" for cooling mounting screws.  
İçten su vermeli montaj vidaları opsiyoneldir. / Bkz. Sayfa "K438" İçten su vermeli montaj vidaları için.

Size Designation	Master Insert*	Spare Parts		
		Screw	Torx Key	Screw Torque Value
D20 - D80	 LOGU 0904..*	 SSV M2.5x7-9506	 STK-T08-9908	 N·m 1,2



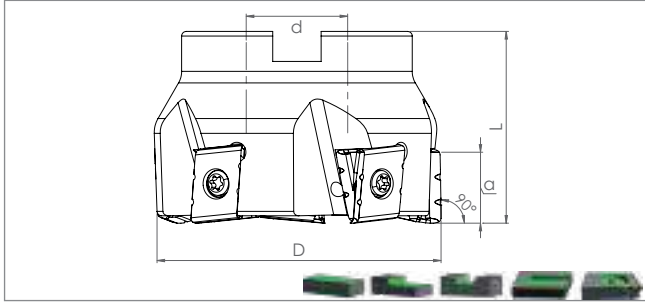
Ordering Code	Item Designation	Dimensions (mm)							Master Insert*
			D	d	Z	L	l	a	
	<i>ST90 LN..1106..T490</i>								
SM59016	ST90 LN11 D25 W25 L150 Z03-H	✓	25	25	3	150	40	9	LN.. 1106.. T490
SM59023	ST90 LN11 D32 W32 L150 Z04-H	✓	32	32	4	150	40	9	






Ordering Code	Item Designation	Dimensions (mm)						Master Insert*
			D	Z	d	L	a	
	<i>TK90 LN..1106..T490</i>							
SM55124	TK90 LN11 D40 A16 Z04-H	✓	40	4	16	40	9	LN.. 1106.. T490
SM55131	TK90 LN11 D40 A16 Z05-H	✓	40	5	16	40	9	
SM55148	TK90 LN11 D50 A22 Z05-H	✓	50	5	22	40	9	
SM55155	TK90 LN11 D50 A22 Z06-H	✓	50	6	22	40	9	
SM55162	TK90 LN11 D63 A22 Z06-H	✓	63	6	22	40	9	
SM55179	TK90 LN11 D63 A22 Z09-H	✓	63	9	22	40	9	
SM55186	TK90 LN11 D80 A27 Z08-H	✓	80	8	27	50	9	
SM55193	TK90 LN11 D80 A27 Z11-H	✓	80	11	27	50	9	

Size Designation	Master Insert*	Spare Parts		
		Screw 	Torx Key 	Screw Torque Value N·m
D25 - D32	LN.. 1106..**	SSV M3.5x10-9511	STK-T15-9910	2,9
D40 - D80		SSV M3.5x12-9526		



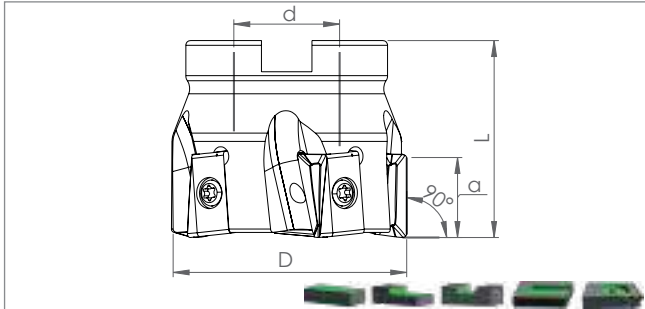





Ordering Code	Item Designation	Dimensions (mm)						Master Insert*
			D	Z	d	L	a	
<b>TK90 LNKT 1506..</b>			D	Z	d	L	a	
SM31500	TK90 LNKT15 D50 A22 Z04-H	✓	50	4	22	40	12	LNKT 1506..
SM31524	TK90 LNKT15 D63 A22 Z05-H	✓	63	5	22	40	12	
SM31548	TK90 LNKT15 D80 A27 Z06-H	✓	80	6	27	50	12	
SM31562	TK90 LNKT15 D100 A32 Z07-H	✓	100	7	32	50	12	
SM31579	TK90 LNKT15 D125 B40 Z08	-	125	8	40	63	12	

Size Designation	Master Insert*	Spare Parts		
		Screw	Torx Key	Screw Torque Value
D50 - D125	 LNKT 1506..	 SSV M4x12-9515	 STK-T15-9910	 N·m 4,3

Cooling mounting screw is optional / See Page "K438" for cooling mounting screws.  
İçten su vermeli montaj vidaları opsiyoneldir. / Bkz. Sayfa "K438" İçten su vermeli montaj vidaları için.

\*Suitable Insert brand is ZCC-CT



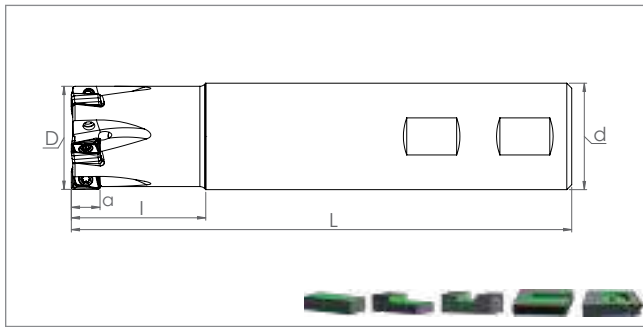
Ordering Code	Item Designation	Dimensions (mm)						Master Insert*
			D	Z	d	L	a	
<b>TK90 LNKT 1707..</b>			D	Z	d	L	a	
SM44111	TK90 LN17 D50 A22 Z05-H	✓	50	5	22	40	16.5	LNKT 1707..
SM44128	TK90 LN17 D63 A22 Z06-H	✓	63	6	22	40	16.5	
SM44135	TK90 LN17 D80 A27 Z07-H	✓	80	7	27	50	16.5	
SM44142	TK90 LN17 D100 A32 Z09-H	✓	100	9	32	50	16.5	

Size Designation	Master Insert*	Spare Parts		
		Screw	Torx Key	Screw Torque Value
D50 - D100	 LNKT 1707..	 SSV M4x12-9515	 STK-T15-9910	 N·m 4,3

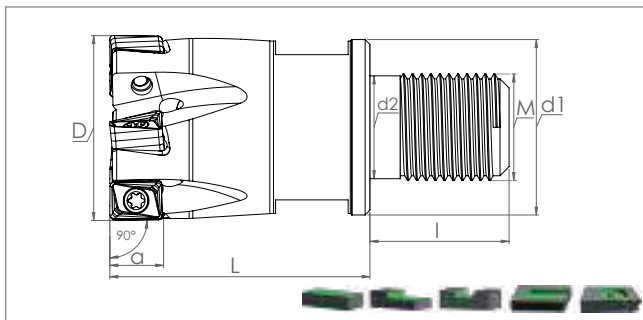
Cooling mounting screw is optional / See Page "K438" for cooling mounting screws.  
İçten su vermeli montaj vidaları opsiyoneldir. / Bkz. Sayfa "K438" İçten su vermeli montaj vidaları için.

\*Suitable Insert brand is KRLY



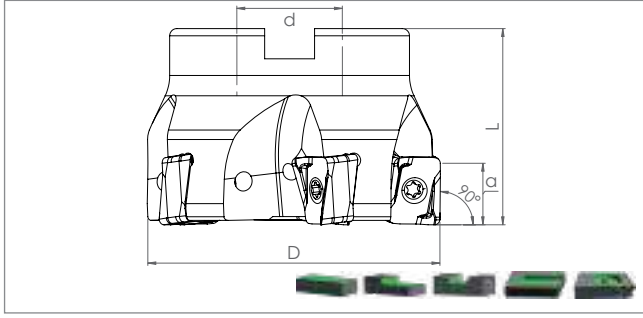


Ordering Code	Item Designation	Dimensions (mm)								Master Insert*
			D	d	Z	L	l	a		
<i>ST90 ANKX / ANCX 0904..</i>										
SM58583	ST90 AN09 D16 W16 L150 Z02-H	✓	16	16	2	150	40	8	AN.X 0904..	
SM58590	ST90 AN09 D20 W20 L150 Z03-H	✓	20	20	3	150	40	8		
SM58606	ST90 AN09 D25 W25 L150 Z04-H	✓	25	25	4	150	40	8		
SM58613	ST90 AN09 D32 W32 L150 Z05-H	✓	32	32	5	150	40	8		



Ordering Code	Item Designation	Dimensions (mm)										Master Insert*
			D	Z	d1	d2	L	l	M	a		
<i>MT90 ANKX / ANCX 0904..</i>												
SM58552	MT90 AN09 D20 M10 L30 Z03-H	✓	20	3	18	10.5	30	19	10	8	AN.X 0904..	
SM58569	MT90 AN09 D25 M12 L35 Z04-H	✓	25	4	21	12.5	35	23	12	8		
SM58576	MT90 AN09 D32 M16 L43 Z05-H	✓	32	5	29	17	43	23	16	8		

Size Designation	Master Insert*	Spare Parts		
		Screw	Torx Key	Screw Torque Value
D16 - D32	 AN.X 0904..**	 SSV M3x6 LG-9509	 STK-T08-9908	 N·m 1,9



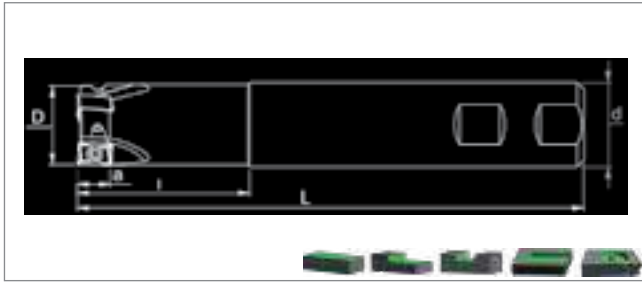
Ordering Code	Item Designation		Dimensions (mm)					Master Insert*	
			D	Z	d	L	a		
	<b>TK90 ANKX / ANCX 0904.. / 1205.. / 1706..</b>								
SM54615	TK90 AN09 D40 A16 Z05-H		✓	40	5	16	40	8	AN.X 0904..
SM54622	TK90 AN09 D40 A16 Z06-H		✓	40	6	16	40	8	
SM54646	TK90 AN09 D50 A22 Z06-H		✓	50	6	22	40	8	
SM54639	TK90 AN09 D50 A22 Z07-H		✓	50	7	22	40	8	
SM54653	TK90 AN09 D63 A22 Z08-H		✓	63	8	22	40	8	
SM54660	TK90 AN09 D63 A22 Z09-H		✓	63	9	22	40	8	
SM31678	TK90 AN12 D50 A22 Z04-H		✓	50	4	22	40	12	AN.X 1205..
SM31692	TK90 AN12 D63 A22 Z05-H		✓	63	5	22	40	12	
SM31715	TK90 AN12 D80 A27 Z07-H		✓	80	7	27	50	12	
SM31739	TK90 AN12 D100 A32 Z09-H		✓	100	9	32	50	12	
SM31753	TK90 AN17 D50 A22 Z04-H		✓	50	4	22	40	16.3	AN.X 1706..
SM31777	TK90 AN17 D63 A22 Z06-H		✓	63	6	22	40	16.3	
SM31791	TK90 AN17 D80 A27 Z07-H		✓	80	7	27	50	16.3	
SM31814	TK90 AN17 D100 A32 Z08-H		✓	100	8	32	50	16.3	
SM31821	TK90 AN17 D125 B40 Z10		-	125	10	40	63	16.3	

Cooling mounting screw is optional / See Page "K438" for cooling mounting screws.  
İçten su vermeli montaj vidaları opsiyoneldir. / Bkz. Sayfa "K438" İçten su vermeli montaj vidaları için.

Size Designation	Master Insert*	Spare Parts		
		Screw	Torx Key	Screw Torque Value
D40 - D63	AN.X 0904..**	 SSV M3x6 LG-9509	 STK-T08-9908	 1,9
D50 - D63	AN.X 1205..**	 SSV M4x9x5-9528	STK-T15-9910	4,3
D80 - D100		 SSV M4x12x5-9529		
D50 - D125	AN.X 1706..**	 SSV M5x13-9519	STK-T20-9911	8,5

\*\*Body corners should be modified for R2 and more radius inserts / R2 ve üstü radyüslü uçlarda takımın modifiye edilmesi gerekmektedir. ■

\*Suitable Insert brand is ISC

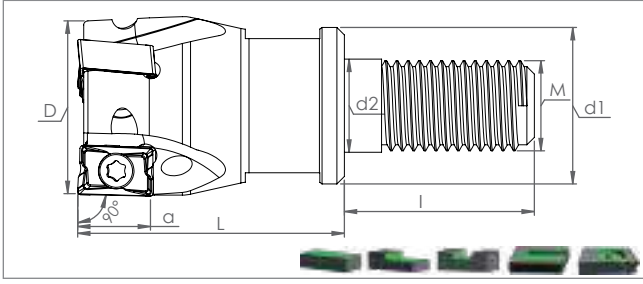


Ordering Code	Item Designation	Dimensions (mm)								Master Insert*
			D	d	Z	L	l	a		
	<b>ST90 LN.X</b> <b>1006.. / 1510..</b>									
SM22911	ST90 LN10 D16 W16 L120 Z01	-	16	16	1	120	30	9	LN.X 1006..	
SM51614	ST90 LN10 D16 W16 L120 Z01-H	✓	16	16	1	120	30	9		
SM22904	ST90 LN10 D18 W16 L120 Z02	-	18	16	2	120	30	9		
SM22898	ST90 LN10 D20 W20 L150 Z02	-	20	20	2	150	40	9		
SM51621	ST90 LN10 D20 W20 L150 Z02-H	✓	20	20	2	150	40	9		
SM26711	ST90 LN10 D22 W20 L150 Z02	-	22	20	2	150	30	9		
SM22881	ST90 LN10 D25 W25 L150 Z03	-	25	25	3	150	40	9		
SM51638	ST90 LN10 D25 W25 L150 Z03-H	✓	25	25	3	150	40	9		
SM22874	ST90 LN10 D32 W32 L150 Z04	-	32	32	4	150	40	9		
SM22867	ST90 LN10 D40 W32 L150 Z05	-	40	32	5	150	40	9		
SM22805	ST90 LN15 D32 W32 L150 Z02	-	32	32	2	150	40	14	LN.X 1510..	
SM51645	ST90 LN15 D32 W32 L150 Z02-H	✓	32	32	2	150	40	14		
SM22812	ST90 LN15 D32 C32 L250 Z02	-	32	32	2	250	180	14		
SM22775	ST90 LN15 D32 C32 L300 Z02	-	32	32	2	300	230	14		
SM22829	ST90 LN15 D35 W32 L150 Z03	-	35	32	3	150	30	14		
SM22836	ST90 LN15 D35 C32 L250 Z03	-	35	32	3	250	50	14		
SM22782	ST90 LN15 D35 C32 L300 Z03	-	35	32	3	300	50	14		
SM22843	ST90 LN15 D40 W32 L150 Z03	-	40	32	3	150	40	14		
SM51652	ST90 LN15 D40 W32 L150 Z03-H	✓	40	32	3	150	40	14		
SM22850	ST90 LN15 D40 C32 L250 Z03	-	40	32	3	250	50	14		
SM22799	ST90 LN15 D40 C32 L300 Z03	-	40	32	3	300	50	14		

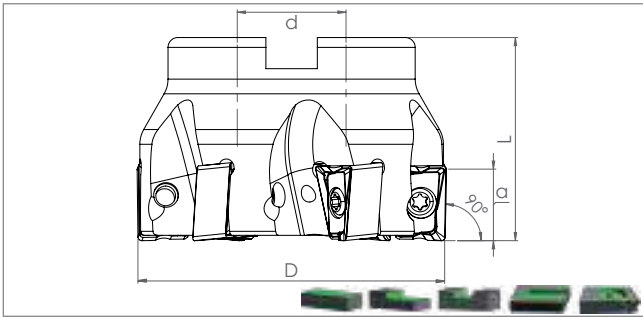


Milling Tools

Size Designation	Master Insert*	Spare Parts		
		Screw	Torx Key	Screw Torque Value
D16 - D22	 LN.X 1006..	 SSV M3x6- <b>9507</b>	 STK-T08- <b>9908</b>	 N·m 1,9
D25 - D40		 SSV M3x8- <b>9508</b>		
D32 - D40	LN.X 1510..	 SSV M4x14- <b>9516</b>	STK-T15- <b>9910</b>	4,3



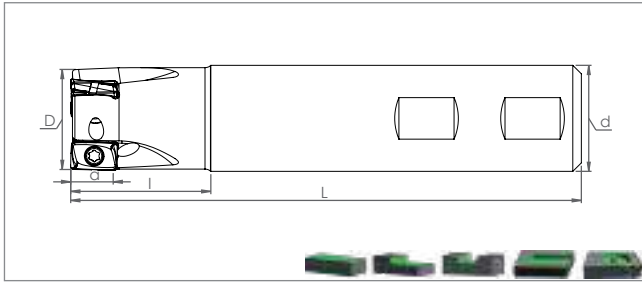
Ordering Code	Item Designation		Dimensions (mm)								Master Insert*	
			D	Z	d1	d2	L	l	M	a		
	<b>MT90 LN.X 1006..</b>											
SM47549	MT90 LN10 D20 M10 L30 Z02-H	✓	20	2	18	10.5	30	19	10	9	LN.X 1006..	
SM47556	MT90 LN10 D25 M12 L35 Z03-H	✓	25	3	21	12.5	35	23	12	9		
SM47563	MT90 LN10 D32 M16 L43 Z04-H	✓	32	4	29	17	43	23	16	9		



Ordering Code	Item Designation		Dimensions (mm)					Master Insert*
			D	Z	d	L	a	
	<b>TK90 LN.X 1006.. / 1510..</b>							
SM22690	TK90 LN10 D40 A16 Z05-H	✓	40	5	16	40	9	LN.X 1006..
SM28456	TK90 LN10 D50 A22 Z06-H	✓	50	6	22	40	9	
SM22713	TK90 LN10 D63 A22 Z07-H	✓	63	7	22	40	9	
SM28432	TK90 LN15 D50 A22 Z05-H	✓	50	5	22	40	14	LN.X 1510..
SM28425	TK90 LN15 D63 A22 Z06-H	✓	63	6	22	40	14	
SM28418	TK90 LN15 D80 A27 Z07-H	✓	80	7	27	50	14	
SM28401	TK90 LN15 D100 A32 Z09-H	✓	100	9	32	50	14	
SM38479	TK90 LN15 D125 B40 Z10	-	125	10	40	63	14	
SM38486	TK90 LN15 D160 C40 Z12	-	160	12	40	63	14	

Cooling mounting screw is optional / See Page "K438" for cooling mounting screws.  
İçten su vermeli montaj vidaları opsiyoneldir. / Bkz. Sayfa "K438" İçten su vermeli montaj vidaları için.

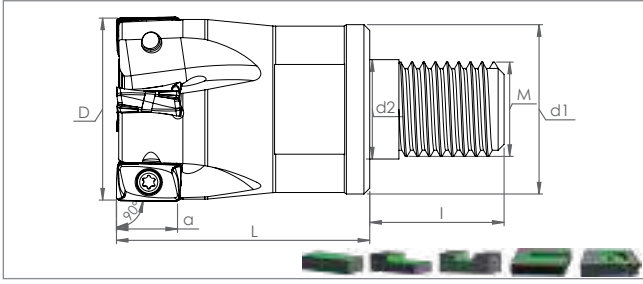
Size Designation	Master Insert*	Spare Parts		
		Screw	Torx Key	Screw Torque Value
D20				
D25 - D32		SSV M3x6- <b>9507</b>		
D50 - D160	LN.X 1510..	SSV M3x8- <b>9508</b>	STK-T08- <b>9908</b>	1,9
		SSV M4x12x5- <b>9529</b>		



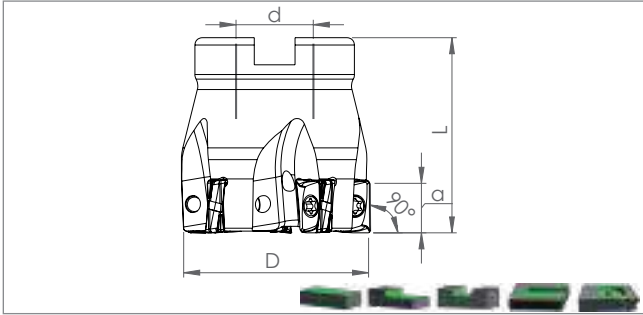
Ordering Code	Item Designation	Dimensions (mm)								Master Insert*
			D	d	Z	L	l	a		
<b>ST90 LOMU 1004..</b>										
SM51607	ST90 LM10 D16 W16 L120 Z02-H	✓	16	16	2	120	30	10		LOMU 1004..
SM43701	ST90 LM10 D16 W16 L150 Z02-H	✓	16	16	2	150	40	10		
SM53984	ST90 LM10 D18 W16 L150 Z02-H	✓	18	16	2	150	30	10		
SM49765	ST90 LM10 D20 W20 L120 Z03-H	✓	20	20	3	120	30	10		
SM43718	ST90 LM10 D20 W20 L150 Z03-H	✓	20	20	3	150	40	10		
SM61118	ST90 LM10 D21 W20 L150 Z03-H	✓	21	20	3	150	30	10		
SM53991	ST90 LM10 D22 W20 L150 Z03-H	✓	22	20	3	150	30	10		
SM39858	ST90 LM10 D25 W25 L120 Z03-H	✓	25	25	3	120	30	10		
SM43725	ST90 LM10 D25 W25 L150 Z03-H	✓	25	25	3	150	40	10		
SM54004	ST90 LM10 D26 W25 L150 Z03-H	✓	26	25	3	150	30	10		
SM49772	ST90 LM10 D32 W32 L120 Z04-H	✓	32	32	4	120	30	10		
SM49789	ST90 LM10 D32 W32 L150 Z04-H	✓	32	32	4	150	40	10		
SM54011	ST90 LM10 D33 W32 L150 Z04-H	✓	33	32	4	150	30	10		



Size Designation	Master Insert*	Spare Parts		
		Screw	Torx Key	Screw Torque Value
D16 - D33	LOMU 1004..**	 SSV M3x6 LG-9509	 STK-T08-9908	N·m 1,9



Ordering Code	Item Designation		Dimensions (mm)								Master Insert*	
			D	Z	d1	d2	L	l	M	a		
	<b>MT90 LOMU 1003..</b>											
SM50464	MT90 LM10 D16 M08 L25 Z02-H	✓	16	2	15	8.5	25	17	8	10	LOMU 1004..	
SM43749	MT90 LM10 D20 M10 L30 Z03-H	✓	20	3	18	10.5	30	19	10	10		
SM43756	MT90 LM10 D25 M12 L35 Z03-H	✓	25	3	21	12.5	35	23	12	10		
SM43763	MT90 LM10 D32 M16 L43 Z04-H	✓	32	4	29	17	43	23	16	10		



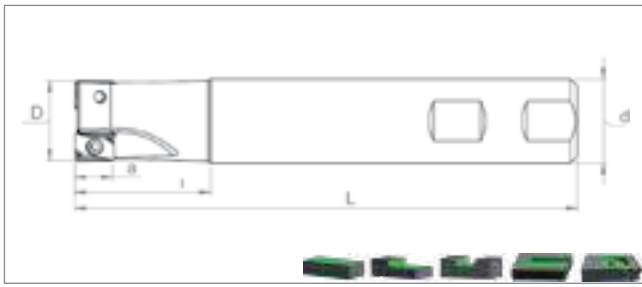
Ordering Code	Item Designation		Dimensions (mm)					Master Insert*
			D	Z	d	L	a	
	<b>TK90 LOMU 1003../1505..</b>							
SM46238	TK90 LM10 D40 A16 Z05-H	✓	40	5	16	40	10	LOMU 1004..
SM46245	TK90 LM10 D50 A22 Z05-H	✓	50	5	22	40	10	
SM46252	TK90 LM10 D63 A22 Z06-H	✓	63	6	22	40	10	
SM46191	TK90 LM15 D40 A16 Z04-H	✓	40	4	16	40	15	
SM46207	TK90 LM15 D50 A22 Z05-H	✓	50	5	22	40	15	LOMU 1505..
SM46214	TK90 LM15 D63 A22 Z06-H	✓	63	6	22	40	15	
SM46221	TK90 LM15 D80 A27 Z07-H	✓	80	7	27	50	15	
SM01828	TK90 LM15 D100 A32 Z08-H		100	8	32	50	15	

Cooling mounting screw is optional / See Page "K438" for cooling mounting screws.  
İçten su vermeli montaj vidaları opsiyoneldir. / Bkz. Sayfa "K438" için su vermeli montaj vidaları için.

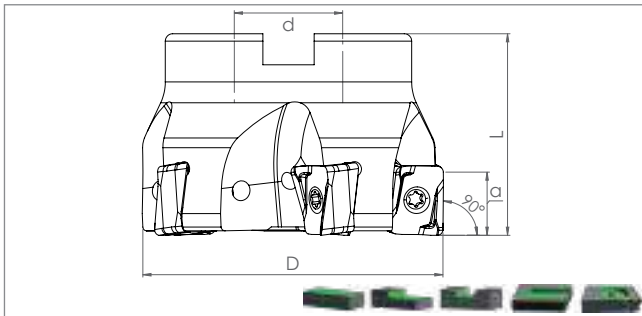
Size Designation	Master Insert*	Spare Parts		
		Screw	Torx Key	Screw Torque Value
D16 - D63	LOMU 1004..**	 SSV M3x6 LG-9509	 STK-T08-9908	 1,9
D40 - D63	LOMU 1505..**	 SSV M4x9x5-9528	STK-T15-9910	4,3
D80 - D100		 SSV M4x12x5-9529		

\*\*Body corners should be modified for R2 and more radius inserts / R2 ve üstü radyüslü uçlarda takımın modifiye edilmesi gerekmektedir. ■

\*Suitable Insert brand is KRYC



Ordering Code	Item Designation	Dimensions (mm)							Master Insert*
			D	d	Z	L	l	a	
	<b>ST90 ANGX 1105..</b>								
SM35980	ST90 AN11 D25 W25 L150 Z02-H	✓	25	25	2	150	40	10	ANGX 1105..
SM35997	ST90 AN11 D32 W32 L150 Z03-H	✓	32	32	3	150	40	10	

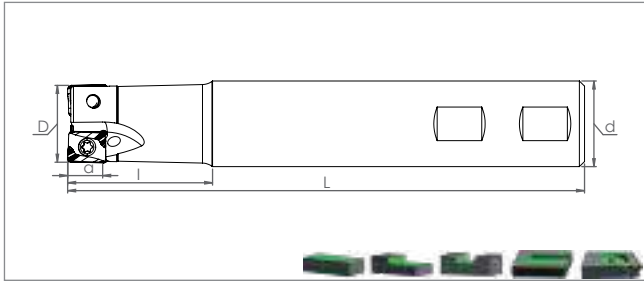


Ordering Code	Item Designation	Dimensions (mm)						Master Insert*
			D	Z	d	L	a	
	<b>TK90 ANGX 1105.. / 1506..</b>							
SM31364	TK90 AN11 D40 A16 Z05-H	✓	40	5	16	40	10	ANGX 1105..
SM31388	TK90 AN11 D50 A22 Z06-H	✓	50	6	22	40	10	
SM31401	TK90 AN11 D63 A22 Z07-H	✓	63	7	22	40	10	
SM31425	TK90 AN15 D50 A22 Z04-H	✓	50	4	22	40	14	ANGX 1506..
SM31449	TK90 AN15 D63 A22 Z05-H	✓	63	5	22	40	14	
SM31463	TK90 AN15 D80 A27 Z07-H	✓	80	7	27	50	14	
SM31487	TK90 AN15 D100 A32 Z09-H	✓	100	9	32	50	14	

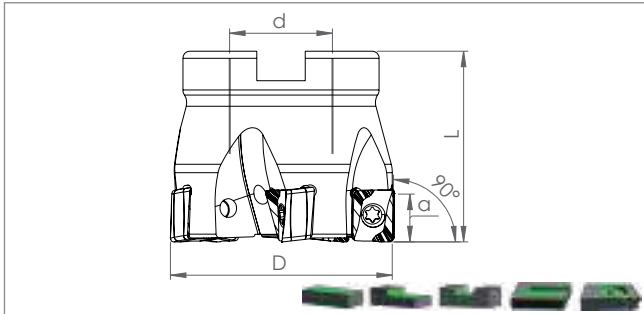
Cooling mounting screw is optional / See Page "K438" for cooling mounting screws.  
İçten su vermeli montaj vidaları opsiyoneldir. / Bkz. Sayfa "K438" içten su vermeli montaj vidaları için.

Size Designation	Master Insert*	Spare Parts		
		Screw 	Torx Key 	Screw Torque Value N·m
D25 - D63	ANGX 1105..	SSV M3x8-9508	STK-T08-9908	1,9
D50 - D100	ANGX 1506..	SSV M4x12x5-9529	STK-T15-9910	4,3





Ordering Code	Item Designation	Dimensions (mm)							Master Insert*
			D	d	Z	L	l	a	
	<b>ST90 LQMU 1107..</b>								
SM46054	ST90 LQ11 D25 W25 L150 Z02-H	✓	25	25	2	150	40	9	LQMU 1107..
SM46061	ST90 LQ11 D32 W32 L150 Z03-H	✓	32	32	3	150	40	9	

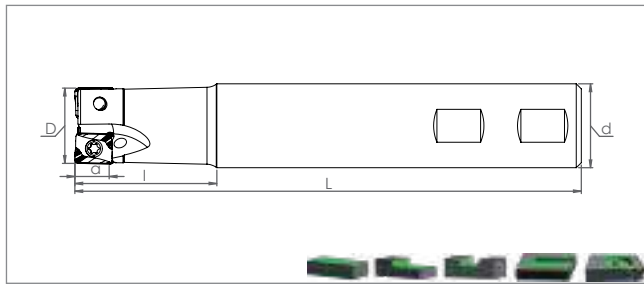


Ordering Code	Item Designation	Dimensions (mm)						Master Insert*
			D	Z	d	L	a	
	<b>TK90 LQMU 1107..</b>							
SM45996	TK90 LQ11 D40 A16 Z04-H	✓	40	4	16	40	9	LQMU 1107..
SM46009	TK90 LQ11 D50 A22 Z05-H	✓	50	5	22	40	9	
SM46016	TK90 LQ11 D63 A22 Z06-H	✓	63	6	22	40	9	

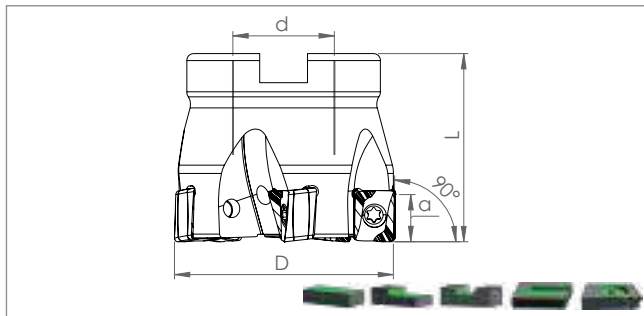
Cooling mounting screw is optional / See Page "K438" for cooling mounting screws.  
İçten su vermeli montaj vidaları opsiyoneldir. / Bkz. Sayfa "K438" İçten su vermeli montaj vidaları için.

Size Designation	Master Insert*	Spare Parts		
		Screw	Torx Key	Screw Torque Value
D25 - D63	 LQMU 1107..	 SSV M3.5x8 SC-9513	 STK-T08-9908	 N·m 2,9





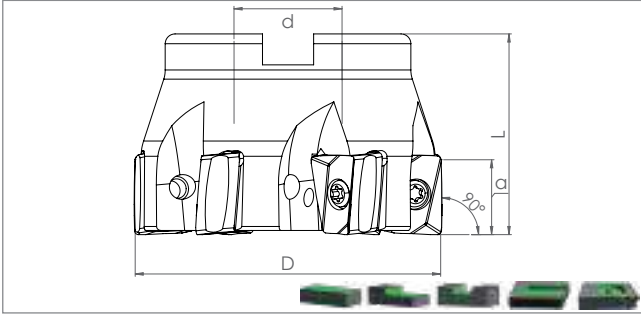
Ordering Code	Item Designation	Dimensions (mm)							Master Insert*
			D	d	Z	L	l	a	
	<b>ST90 LNGX 1205..</b>								
SM35867	ST90 LN12 D25 W25 L150 Z02	✓	25	25	2	150	40	11	LNGX 1205..
SM35874	ST90 LN12 D32 W32 L150 Z03	✓	32	32	3	150	40	11	





Ordering Code	Item Designation	Dimensions (mm)						Master Insert*
			D	Z	d	L	a	
	<b>TK90 LNGX 1205..</b>							
SM31593	TK90 LN12 D50 A22 Z05-H	✓	50	5	22	40	12	LNGX 1205..
SM31616	TK90 LN12 D63 A22 Z06-H	✓	63	6	22	40	12	
SM31630	TK90 LN12 D80 A27 Z07-H	✓	80	7	27	50	12	
SM31654	TK90 LN12 D100 A32 Z09-H	✓	100	9	32	50	12	

Cooling mounting screw is optional / See Page "K438" for cooling mounting screws.  
İçten su vermeli montaj vidaları opsiyoneldir. / Bkz. Sayfa "K438" İçten su vermeli montaj vidaları için.

Size Designation	Master Insert*	Spare Parts		
		Screw	Torx Key	Screw Torque Value
D25 - D100		 SSV M3.5x10-9511	 STK-T10-9910	 N·m 2,9

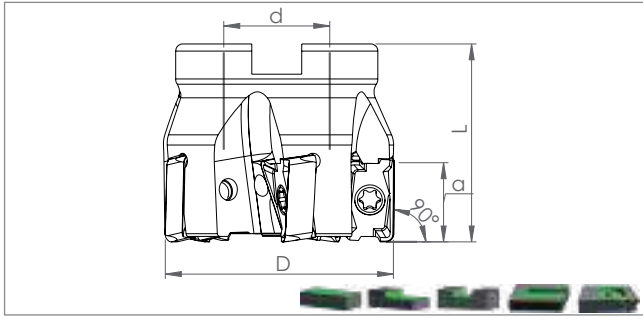





Ordering Code	Item Designation	Dimensions (mm)						Master Insert*
			D	Z	d	L	a	
	<b>TK90 AN.X 1607..</b>							
SM13940	TK90 AN16 D50 A22 Z04-H	✓	50	4	22	40	15	AN.X 1607..
SM13957	TK90 AN16 D63 A22 Z06-H	✓	63	6	22	40	15	
SM13964	TK90 AN16 D80 A27 Z07-H	✓	80	7	27	50	15	
SM28531	TK90 AN16 D100 A32 Z08-H	✓	100	8	32	50	15	

Cooling mounting screw is optional / See Page "K438" for cooling mounting screws.  
İçten su vermeli montaj vidaları opsiyoneldir. / Bkz. Sayfa "K438" İçten su vermeli montaj vidaları için.

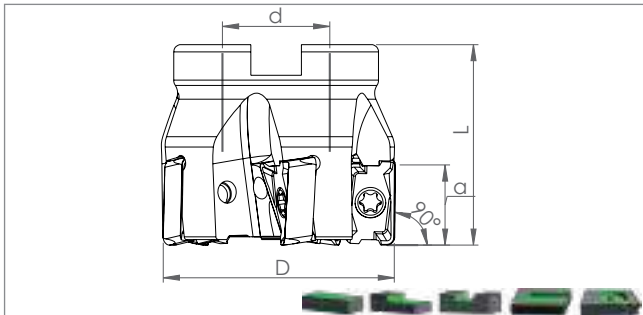





Size Designation	Master Insert*	Spare Parts		
		Screw 	Torx Key 	Screw Torque Value  N·m
D50 - D100	AN.X 1607..	SSV M4x10-9514	STK-T15-9910	4,3



Ordering Code	Item Designation	Dimensions (mm)						Master Insert*
			D	Z	d	L	a	
	<b>TK90 LNGU 15T6..</b>		D	Z	d	L	a	
SM42704	TK90 LNGU15 D40 A16 Z04-H	✓	40	4	16	40	15.5	LNGU 15T6..
SM40472	TK90 LNGU15 D50 A22 Z05-H	✓	50	5	22	40	15.5	
SM42711	TK90 LNGU15 D63 A22 Z06-H	✓	63	6	22	40	15.5	
SM42827	TK90 LNGU15 D80 A27 Z07-H	✓	80	7	27	50	15.5	
SM42834	TK90 LNGU15 D100 A32 Z08-H	✓	100	8	32	50	15.5	

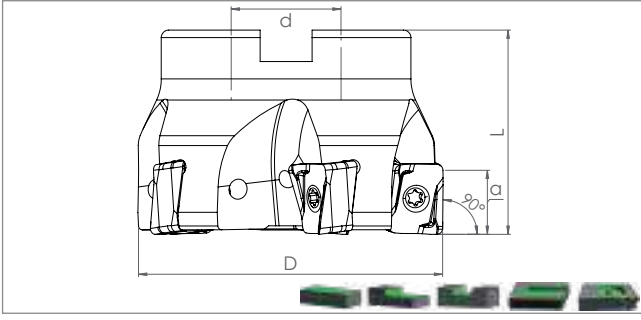
Size Designation	Master Insert*	Spare Parts		
		Screw	Torx Key	Screw Torque Value
D40 - D100	 LNGU 15T6..	 SSV M4x12-9515	 STK-T15-9910	 N-m 4,3





Ordering Code	Item Designation	Dimensions (mm)						Master Insert*
			D	Z	d	L	a	
	<b>TK90 XNPU 15T6..</b>		D	Z	d	L	a	
SM42728	TK90 XN15 D40 A16 Z04-H	✓	40	4	16	40	14.5	XNPU 15T6..
SM40489	TK90 XN15 D50 A22 Z05-H	✓	50	5	22	40	14.5	
SM42735	TK90 XN15 D63 A22 Z06-H	✓	63	6	22	40	14.5	
SM42766	TK90 XN15 D80 A27 Z07-H	✓	80	7	27	50	14.5	
SM42773	TK90 XN15 D100 A32 Z08-H	✓	100	8	32	50	14.5	

Cooling mounting screw is optional / See Page "K438" for cooling mounting screws.  
İçten su vermeli montaj vidaları opsiyoneldir. / Bkz. Sayfa "K438" İçten su vermeli montaj vidaları için.

Size Designation	Master Insert**	Spare Parts		
		Screw	Torx Key	Screw Torque Value
D40 - D100	 XNPU 15T6..	 SSV M4x10x5-9528	 STK-T15-9910	 N-m 4,3

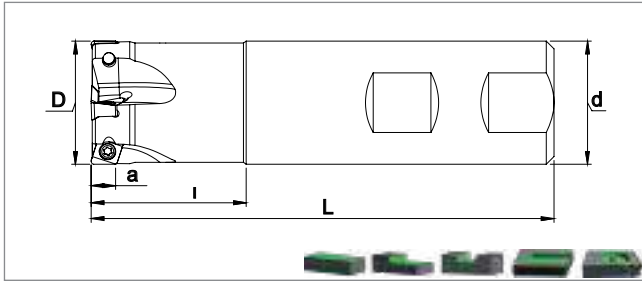


Ordering Code	Item Designation	Dimensions (mm)						Master Insert*
			D	Z	d	L	a	
	<b>TK90 LNGX 1307..</b>							
SM28685	TK90 LNGX13 D50 A22 Z04-H	✓	50	4	22	40	12	LNGX 1307..
SM28678	TK90 LNGX13 D63 A22 Z05-H	✓	63	5	22	40	12	
SM28661	TK90 LNGX13 D80 A27 Z06-H	✓	80	6	27	50	12	
SM31913	TK90 LNGX13 D100 A32 Z07-H	✓	100	7	32	50	12	
SM14169	TK90 LNGX13 D125 B40 Z08	-	125	8	40	63	12	

Cooling mounting screw is optional / See Page "K438" for cooling mounting screws.  
İçten su vermeli montaj vidaları opsiyoneldir. / Bkz. Sayfa "K438" İçten su vermeli montaj vidaları için.



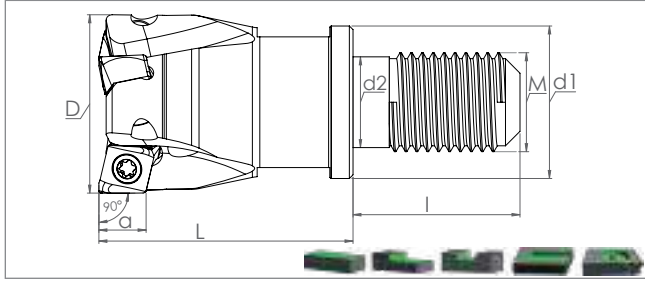
Size Designation	Master Insert*	Spare Parts		
		Screw	Torx Key	Screw Torque Value
				 N·m
D50 - D125	LNGX 1307..*	SSV M3.5x12-SC-9531	STK-T10-9909	2,9



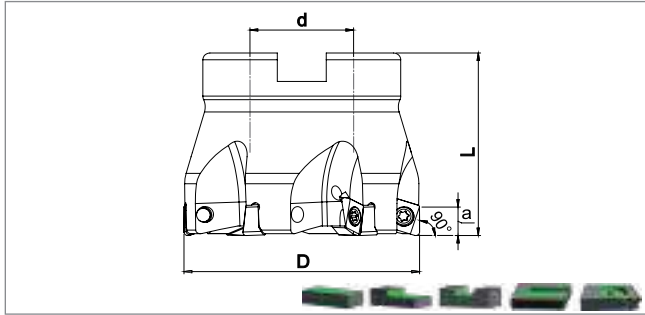
Ordering Code	Item Designation	Dimensions (mm)								Master Insert*
			D	d	Z	L	l	a		
	<b>ST90 4NKT 0603..</b>									
SM35423	ST90 4N06 D16 W16 L120 Z02-H	✓	16	16	2	120	30	6	4NKT 0603..	
SM35447	ST90 4N06 D16 W16 L150 Z02	-	16	16	2	150	30	6		
SM53632	ST90 4N06 D16 W16 L150 Z02-H	✓	16	16	2	150	30	6		
SM53755	ST90 4N06 D17 W16 L150 Z02-H	✓	17	16	2	150	30	6		
SM35430	ST90 4N06 D20 W20 L120 Z03-H	✓	20	20	3	120	30	6		
SM35454	ST90 4N06 D20 W20 L150 Z03	-	20	20	3	150	40	6		
SM53649	ST90 4N06 D20 W20 L150 Z03-H	✓	20	20	3	150	40	6		
SM53779	ST90 4N06 D21 W20 L150 Z03-H	✓	21	20	3	150	30	6		
SM35461	ST90 4N06 D25 W25 L150 Z03	-	25	25	3	150	40	6		
SM53656	ST90 4N06 D25 W25 L150 Z03-H	✓	25	25	3	150	40	6		
SM53793	ST90 4N06 D26 W25 L150 Z03-H	✓	26	25	3	150	30	6		
SM35478	ST90 4N06 D32 W32 L150 Z04	-	32	32	4	150	40	6		
SM53663	ST90 4N06 D32 W32 L150 Z04-H	✓	32	32	4	150	40	6		



Size Designation	Master Insert*	Spare Parts		
		Screw	Torx Key	Screw Torque Value
D16 - D32	4NKT 0603..**	 SSV M3x6 LG-9509	 STK-T08-9908	N·m 1,9



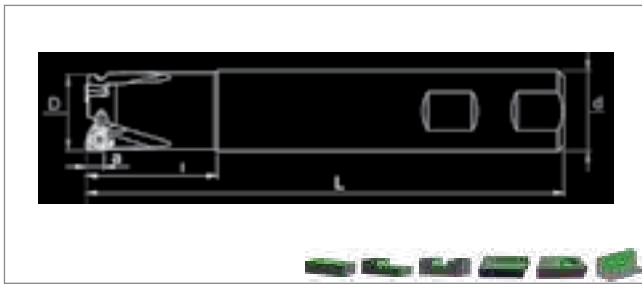
Ordering Code	Item Designation		Dimensions (mm)								Master Insert*	
			D	Z	d1	d2	L	l	M	a		
	<b>MT90 4NKT 0603..</b>											
SM53748	MT90 4N06 D16 M08 L25 Z02-H	✓	16	2	15	8.5	25	17	8	6	4NKT 0603..	
SM53762	MT90 4N06 D20 M10 L30 Z03-H	✓	20	3	18	10.5	30	19	10	6		
SM53786	MT90 4N06 D25 M12 L35 Z03-H	✓	25	3	21	12.5	35	23	12	6		
SM53809	MT90 4N06 D32 M16 L43 Z04-H	✓	32	4	29	17	43	23	16	6		
SM53816	MT90 4N06 D35 M16 L43 Z05-H	✓	35	5	29	17	43	23	16	6		
SM53823	MT90 4N06 D40 M16 L43 Z05-H	✓	40	5	29	17	43	23	16	6		
SM53830	MT90 4N06 D42 M16 L43 Z05-H	✓	42	5	29	17	43	23	16	6		



Ordering Code	Item Designation		Dimensions (mm)					Master Insert*
			D	Z	d	L	a	
	<b>TK90 4NKT 0603..</b>							
SM32408	TK90 4N06 D40 A16 Z05-H	✓	40	5	16	40	6	4NKT 0603..
SM32422	TK90 4N06 D50 A22 Z06-H	✓	50	6	22	40	6	
SM32446	TK90 4N06 D63 A22 Z07-H	✓	63	7	22	40	6	

Cooling mounting screw is optional / See Page "K438" for cooling mounting screws.  
İçten su vermeli montaj vidaları opsiyoneldir. / Bkz. Sayfa "K438" İçten su vermeli montaj vidaları için.

Size Designation	Master Insert*	Spare Parts		
		Screw	Torx Key	Screw Torque Value
D16 - D63		 SSV M3x6 LG-9509	 STK-T08-9908	 N·m 1,9

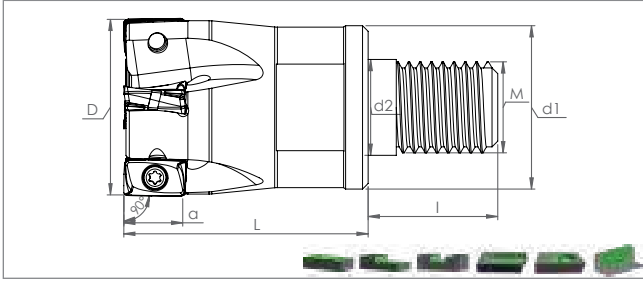


Ordering Code	Item Designation	Dimensions (mm)								Master Insert*
			D	d	Z	L	l	a		
	<b>ST90 XNKT 0604.. / 0805..</b>									
SM27282	ST90 XNKT06 D20 W20 L150 Z02-H	✓	20	20	2	150	40	5.5	XNKT 0604..	
SM24540	ST90 XNKT06 D21 W20 L150 Z02-H	✓	21	20	2	150	30	5.5		
SM36666	ST90 XNKT06 D21 C20 L200 Z02	-	21	20	2	200	30	5.5		
SM36642	ST90 XNKT06 D22 W20 L150 Z02-H	✓	22	20	2	150	30	5.5		
SM24557	ST90 XNKT06 D25 W25 L150 Z03-H	✓	25	25	3	150	40	5.5		
SM27299	ST90 XNKT06 D26 W25 L150 Z03-H	✓	26	25	3	150	30	5.5		
SM36680	ST90 XNKT06 D26 C25 L200 Z03	-	26	25	3	200	30	5.5		
SM36659	ST90 XNKT06 D32 W32 L150 Z04-H	✓	32	32	4	150	40	5.5		
SM27305	ST90 XNKT06 D33 W32 L150 Z04-H	✓	33	32	4	150	30	5.5		
SM36703	ST90 XNKT06 D33 C32 L200 Z04	-	33	32	4	200	30	5.5		
SM39247	ST90 XNKT08 D30 W25 L150 Z02	-	30	25	2	150	40	8	XNKT 08..	
SM39254	ST90 XNKT08 D32 W32 L150 Z02	-	32	32	2	150	40	8		
SM39261	ST90 XNKT08 D35 W32 L150 Z03	-	35	32	3	150	30	8		
SM39278	ST90 XNKT08 D40 W32 L150 Z04	-	40	32	4	150	30	8		

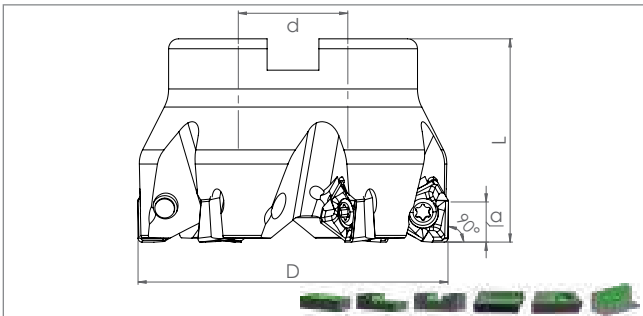


Size Designation	Master Insert*	Spare Parts		
		Screw 	Torx Key 	Screw Torque Value N·m
D20 - D26	XNKT 0604..	SSV M3x6-9507	STK-T08-9908	1,9
D32 - D33		SSV M3x8-9508		
D30 - D40	XNKT 08..	SSV M4x9x5-9528	STK-T15-9910	4,3





Ordering Code	Item Designation		Dimensions (mm)								Master Insert*	
			D	Z	d1	d2	L	l	M	a		
	<b>MT90 XNKT</b> <b>0604.. / 0805..</b>											
SM40458	MT90 XNKT06 D20 M10 L30 Z02-H	✓	20	2	18	10.5	30	19	10	5.5	XNKT 0604..	
SM40427	MT90 XNKT06 D25 M12 L35 Z03-H	✓	25	3	21	12.5	35	23	12	5.5		
SM40434	MT90 XNKT06 D32 M16 L43 Z04-H	✓	32	4	29	17	43	23	16	5.5		
SM40465	MT90 XNKT06 D40 M16 L43 Z05-H	✓	40	5	29	17	43	23	16	5.5		
SM40441	MT90 XNKT06 D42 M16 L43 Z05-H	✓	42	5	29	17	43	23	16	5.5		
SM43497	MT90 XNKT08 D30 M16 L43 Z02-H	✓	30	2	29	17	43	23	16	8	XNKT 08..	
SM43503	MT90 XNKT08 D32 M16 L43 Z02-H	✓	32	2	29	17	43	23	16	8		
SM43510	MT90 XNKT08 D40 M16 L43 Z04-H	✓	40	4	29	17	43	23	16	8		

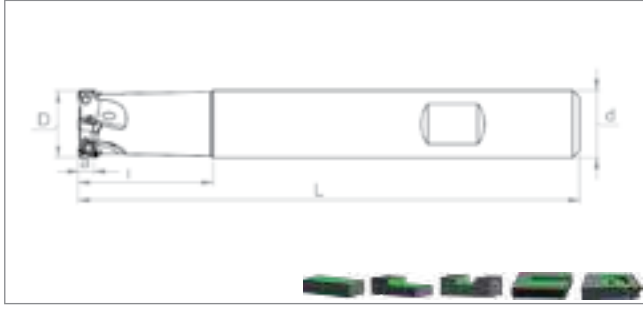






Ordering Code	Item Designation		Dimensions (mm)					Master Insert*	
			D	Z	d	L	a		
	<b>TK90 XNKT</b> <b>0805..</b>								
SM27961	TK90 XNKT08 D40 A16 Z04-H	✓	40	4	16	40	8	XNKT 08..	
SM24472	TK90 XNKT08 D50 A22 Z05-H	✓	50	5	22	40	8		
SM24489	TK90 XNKT08 D63 A22 Z06-H	✓	63	6	22	40	8		
SM24496	TK90 XNKT08 D80 A27 Z08-H	✓	80	8	27	50	8		
SM27930	TK90 XNKT08 D100 A32 Z08-H	✓	100	8	32	50	8		
SM38929	TK90 XNKT08 D100 A32 Z09-H		✓	100	9	32	50		8
SM38516	TK90 XNKT08 D125 B40 Z10	-	125	10	40	63	8		

Cooling mounting screw is optional / See Page "K438" for cooling mounting screws.  
İçten su vermeli montaj vidaları opsiyoneldir. / Bkz. Sayfa "K438" içten su vermeli montaj vidaları için.

Size Designation	Master Insert*	Spare Parts		
		Screw	Torx Key	Screw Torque Value
D20 - D25				N-m
D32 - D40				
D30 - D125	XNKT 0604..	SSV M3x6- <b>9507</b>	STK-T08- <b>9908</b>	1,9
	XNKT 0805..	SSV M3x8- <b>9508</b>	STK-T15- <b>9910</b>	4,3
		SSV M4x9x5- <b>9528</b>		

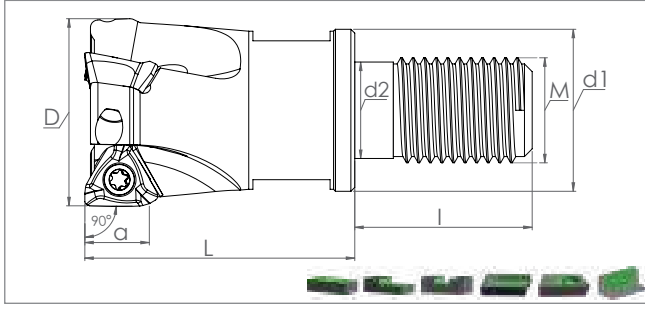




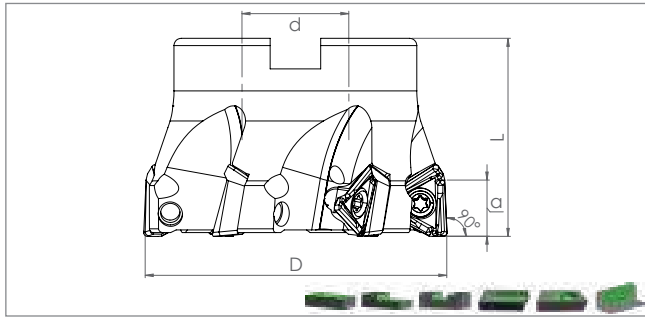
Ordering Code	Item Designation	Dimensions (mm)								Master Insert*
			D	d	Z	L	l	a		
	<b>ST90 3PKT 0603.. /1004..</b>									
SM36802	ST90 3PK06 D12 W12 L120 Z01-H	✓	12	12	1	120	40	4.7	3PKT 0603..	
SM36826	ST90 3PK06 D16 W16 L150 Z03-H	✓	16	16	3	150	40	4.7		
SM36840	ST90 3PK06 D20 W20 L150 Z04-H	✓	20	20	4	150	40	4.7		
SM36864	ST90 3PK10 D16 W16 L150 Z01-H	✓	16	16	1	150	40	7	3PKT 1004..	
SM00845	ST90 3PK10 D17 W16 L150 Z01-H	✓	17	16	1	150	30	7		
SM36871	ST90 3PK10 D20 W20 L150 Z02-H	✓	20	20	2	150	40	7		
SM00852	ST90 3PK10 D21 W20 L150 Z02-H	✓	21	20	2	150	30	7		
SM00883	ST90 3PK10 D21 C20 L200 Z02	-	21	20	2	200	30	7		
SM01699	ST90 3PK10 D22 W20 L120 Z02-H 	✓	22	20	2	120	30	7		
SM53946	ST90 3PK10 D22 W20 L150 Z02-H 	✓	22	20	2	150	30	7		
SM36888	ST90 3PK10 D25 W25 L150 Z03-H	✓	25	25	3	150	40	7		
SM00869	ST90 3PK10 D26 W25 L150 Z03-H	✓	26	25	3	150	30	7		
SM00890	ST90 3PK10 D26 C25 L200 Z03	-	26	25	3	200	30	7		
SM36895	ST90 3PK10 D32 W32 L150 Z04-H	✓	32	32	4	150	40	7		



Size Designation	Master Insert*	Spare Parts		
		Screw 	Torx Key 	Screw Torque Value  N-m
D12 - D20	3PKT 0603..	SSV M2x5- <b>9502</b>	STK-T06- <b>9906</b>	0,6
D16 - D32	3PKT 1004..	SSV M3x6- <b>9507</b>	STK-T08- <b>9908</b>	1,9



Ordering Code	Item Designation	Dimensions (mm)										Master Insert*
	<b>MT90 3PKT 0603.. / 1004..</b>		D	Z	d1	d2	L	l	M	a		
SM53953	MT90 3PK10 D20 M10 L30 Z02-H	✓	20	2	18	10.5	30	19	10	7	3PKT 1004..	
SM01705	MT90 3PK10 D25 M12 L35 Z03-H	✓	25	3	21	12.5	35	23	12	7		
SM01378	MT90 3PK10 D32 M16 L43 Z04-H	✓	32	4	29	17	43	23	16	7		
SM53960	MT90 3PK10 D35 M16 L43 Z05-H	✓	35	5	29	17	43	23	16	7		
SM53977	MT90 3PK10 D40 M16 L43 Z05-H	✓	40	5	29	17	43	23	16	7		



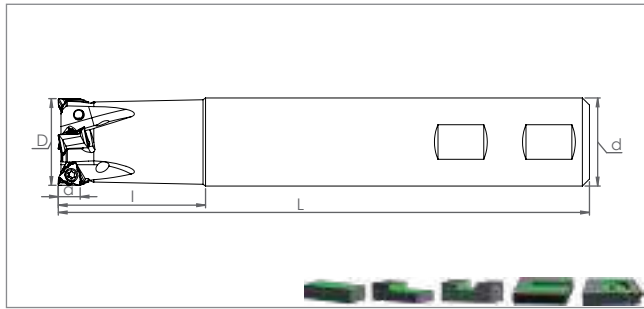
Ordering Code	Item Designation	Dimensions (mm)							Master Insert*
	<b>TK90 3PKT 1004.. / 1505..</b>		D	Z	d	L	a		
SM48997	TK90 3PKT10 D40 A16 Z05-H	✓	40	5	16	40	7	3PKT 1004..	
SM49000	TK90 3PKT10 D50 A22 Z06-H	✓	50	6	22	40	7		
SM49017	TK90 3PKT10 D63 A22 Z07-H	✓	63	7	22	40	7		
SM00593	TK90 3PKT15 D40 A16 Z04-H	✓	40	4	16	40	11	3PKT 1505..	
SM32163	TK90 3PKT15 D50 A22 Z05-H	✓	50	5	22	40	11		
SM32187	TK90 3PKT15 D63 A22 Z06-H	✓	63	6	22	40	11		
SM32200	TK90 3PKT15 D80 A27 Z08-H	✓	80	8	27	50	11		
SM40496	TK90 3PKT15 D100 A32 Z09-H	✓	100	9	32	50	11		
SM40502	TK90 3PKT15 D125 B40 Z12	-	125	12	40	63	11		

Cooling mounting screw is optional / See Page "K438" for cooling mounting screws.  
İçten su vermeli montaj vidaları opsiyoneldir. / Bkz. Sayfa "K438" İçten su vermeli montaj vidaları için.

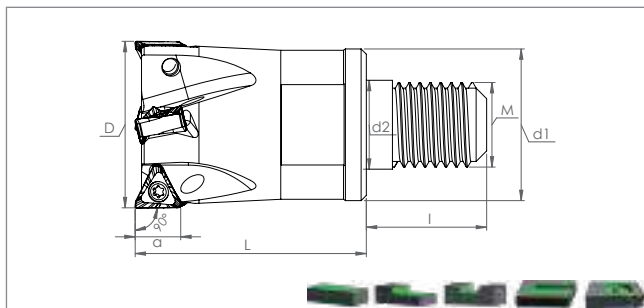
Size Designation	Master Insert*	Spare Parts		
		Screw	Torx Key	Screw Torque Value
D20 - D63	3PKT 1004..	SSV M3x6-9507	STK-T08-9908	1,9
D40 - D125	3PKT 1505..	SSV M4x10-9514	STK-T15-9910	4,3

\*\*Body corners should be modified for R2 and more radius inserts / R2 ve üstü radyüslü uçlarda takımın modifiye edilmesi gerekmektedir. ■

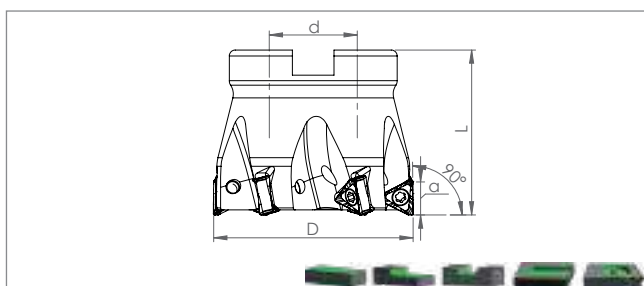
\*Suitable Insert brand is TGTC



Ordering Code	Item Designation	Dimensions (mm)							Master Insert*
			D	d	Z	L	l	a	
<b>ST90 TN.X 1005..</b>									
SM47181	ST90 TN1005 D20 W20 L150 Z02-H	✓	20	20	2	150	40	8	TN.X 1005..
SM47198	ST90 TN1005 D25 W25 L150 Z03-H	✓	25	25	3	150	40	8	
SM47204	ST90 TN1005 D32 W32 L150 Z04-H	✓	32	32	4	150	40	8	

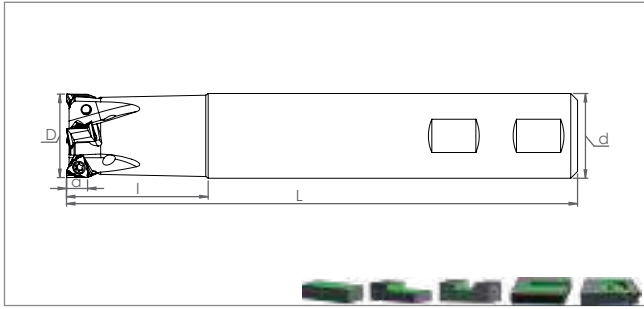


Ordering Code	Item Designation	Dimensions (mm)									Master Insert*
			D	Z	d1	d2	L	l	M	a	
<b>MT90 TN.X 1005..</b>											
SM47211	MT90 TN1005 D20 M10 L30 Z02-H	✓	20	2	18	10.5	30	19	10	8	TN.X 1005..
SM47228	MT90 TN1005 D25 M12 L35 Z03-H	✓	25	3	21	12.5	35	23	12	8	
SM47235	MT90 TN1005 D32 M16 L43 Z04-H	✓	32	4	29	17	43	23	16	8	

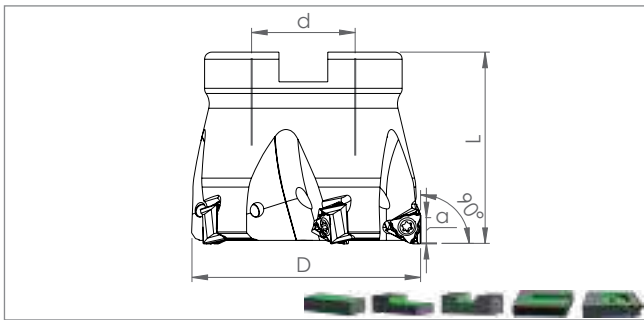


Ordering Code	Item Designation	Dimensions (mm)					Master Insert*	
			D	Z	d	L		a
<b>TK90 TN.X 1005..</b>								
SM47150	TK90 TN1005 D40 A16 Z05-H	✓	40	5	16	40	8	TN.X 1005..
SM47167	TK90 TN1005 D50 A22 Z06-H	✓	50	6	22	40	8	
SM47174	TK90 TN1005 D63 A22 Z07-H	✓	63	7	22	40	8	

Size Designation	Master Insert*	Spare Parts		
		Screw	Torx Key	Screw Torque Value
D20 - D63	TN.X 1005..	SSV M3x6 LG-9509	STK-T08-9908	N·m 1,9



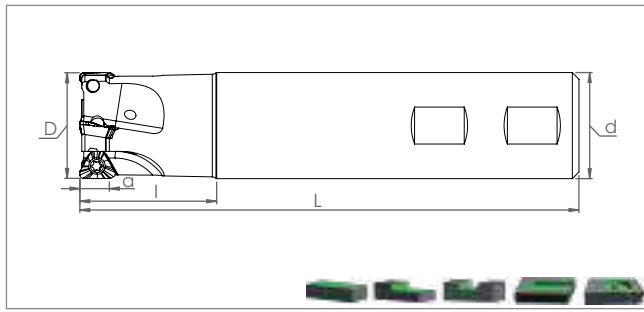
Ordering Code	Item Designation	Dimensions (mm)							Master Insert*
			D	d	Z	L	l	a	
	<b>ST90 TNGX 1004..</b>								
SM46733	ST90 TNGX10 D20 W20 L150 Z03-H	✓	20	20	3	150	40	5	TNGX 1004..
SM46740	ST90 TNGX10 D25 W25 L150 Z04-H	✓	25	25	4	150	40	5	
SM46757	ST90 TNGX10 D32 W32 L150 Z04-H	✓	32	32	4	150	40	5	



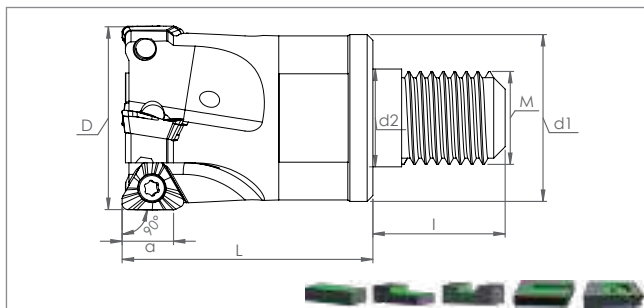
Ordering Code	Item Designation	Dimensions (mm)						Master Insert*
			D	Z	d	L	a	
	<b>TK90 TNGX 1004..</b>							
SM46160	TK90 TNGX10 D40 A16 Z04-H	✓	40	4	16	40	5	TNGX 1004..
SM46177	TK90 TNGX10 D50 A22 Z05-H	✓	50	5	22	40	5	
SM46184	TK90 TNGX10 D63 A22 Z06-H	✓	63	6	22	40	5	

Cooling mounting screw is optional / See Page "K438" for cooling mounting screws.  
İçten su vermeli montaj vidaları opsiyoneldir. / Bkz. Sayfa "K438" İçten su vermeli montaj vidaları için.

Size Designation	Master Insert*	Spare Parts		
		Screw	Torx Key	Screw Torque Value
D20				
D25 - D63		SSV M2.5x6-9505 SSV M2.5x7-9506		
			STK-T08-9908	1,2

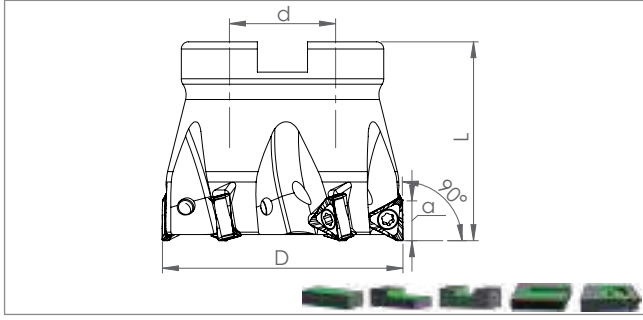




Ordering Code	Item Designation	Dimensions (mm)								Master Insert*
			D	d	Z	L	l	a		
<i>ST90 TP.. 1003..</i>										
SM47518	ST90 TP10 D25 W25 L150 Z02-H	✓	25	25	2	150	40	8		TP.. 1003..
SM47525	ST90 TP10 D28 W25 L150 Z03-H	✓	28	25	3	150	40	8		
SM47532	ST90 TP10 D32 W32 L150 Z04-H	✓	32	32	4	150	40	8		



Ordering Code	Item Designation	Dimensions (mm)										Master Insert*
			D	Z	d1	d2	L	l	M	a		
<i>MT90 TP.. 1003..</i>												
SM47600	MT90 TP10 D25 M12 L35 Z02-H	✓	25	2	21	12.5	35	23	12	8		TP.. 1003..
SM47617	MT90 TP10 D32 M16 L43 Z04-H	✓	32	4	29	17	43	23	16	8		


Size Designation	Master Insert*	Spare Parts		
		Screw	Torx Key	Screw Torque Value
D25 - D32	TP.. 1003..	 SSV M3.5x8 SC-9513	 STK-T10-9909	N-m 2,9

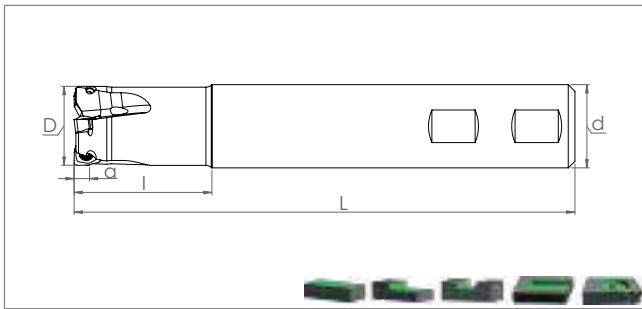


Ordering Code	Item Designation	Dimensions (mm)						Master Insert*
			D	Z	d	L	a	
	<i>TK90 TP.. 1003..</i>							
SM46634	TK90 TP10 D40 A16 Z04-H	✓	40	4	16	40	8	TP.. 1003..
SM46641	TK90 TP10 D50 A22 Z05-H	✓	50	5	22	40	8	
SM46658	TK90 TP10 D63 A22 Z06-H	✓	63	6	22	40	8	
SM50020	TK90 TP10 D80 A27 Z07-H	✓	80	7	27	50	8	

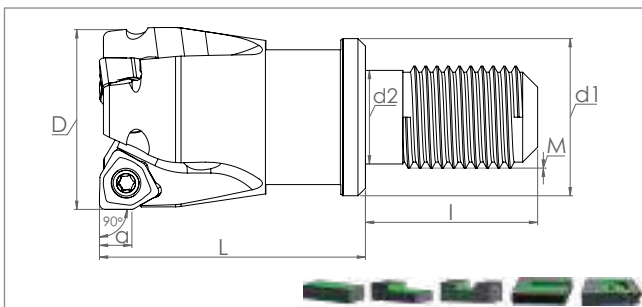
Cooling mounting screw is optional / See Page "K438" for cooling mounting screws.  
İçten su vermeli montaj vidaları opsiyoneldir. / Bkz. Sayfa "K438" İçten su vermeli montaj vidaları için.



Size Designation	Master Insert*	Spare Parts		
		Screw	Torx Key	Screw Torque Value
				 N-m
D40 - D80	TP.. 1003..	SSV M3x8 LG-9513	STK-T10-9909	1,9

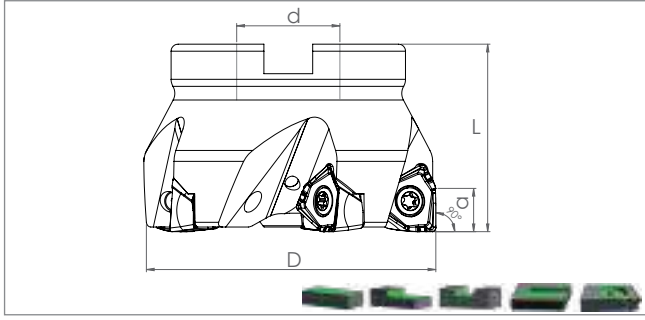




Ordering Code	Item Designation	Dimensions (mm)							Master Insert*
			D	d	Z	L	l	a	
	<b>ST90 6NGU 0604..</b>								
SM58620	ST90 6N06 D25 W25 L150 Z02-H	✓	25	25	2	150	40	6.2	6NGU 0604..
SM58637	ST90 6N06 D32 W32 L150 Z03-H	✓	32	32	3	150	40	6.2	



Ordering Code	Item Designation	Dimensions (mm)									Master Insert*
			D	Z	d1	d2	L	l	M	a	
	<b>MT90 6NGU 0604..</b>										
SM58644	MT90 6N06 D25 M12 L35 Z02-H	✓	25	2	21	12.5	35	23	12	6.2	6NGU 0604..
SM58651	MT90 6N06 D32 M16 L43 Z03-H	✓	32	3	29	17	43	23	16	6.2	

Size Designation	Master Insert*	Spare Parts		
		Screw	Torx Key	Screw Torque Value
D25 - D32		 SSV M3x8 LG-9508	 STK-T08-9908	 N-m 1,9



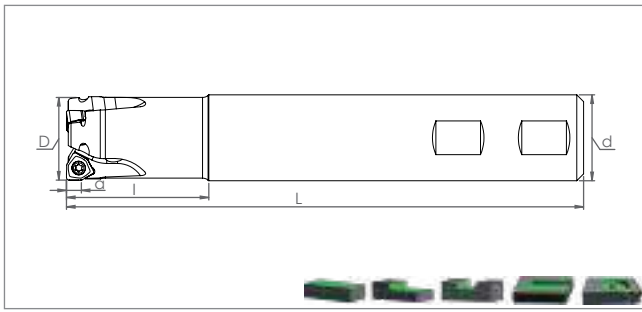
Ordering Code	Item Designation	Dimensions (mm)					Master Insert*
			D	Z	d	L	
	<b>TK90 6NGU 0905..</b>						
SM56107	TK90 6N09 D50 A22 Z04-H	✓	50	4	22	40	6NGU 0905..
SM56114	TK90 6N09 D63 A22 Z05-H	✓	63	5	22	40	
SM56121	TK90 6N09 D80 A27 Z07-H	✓	80	7	27	50	

Cooling mounting screw is optional / See Page "K438" for cooling mounting screws.  
İçten su vermeli montaj vidaları opsiyoneldir. / Bkz. Sayfa "K438" İçten su vermeli montaj vidaları için.



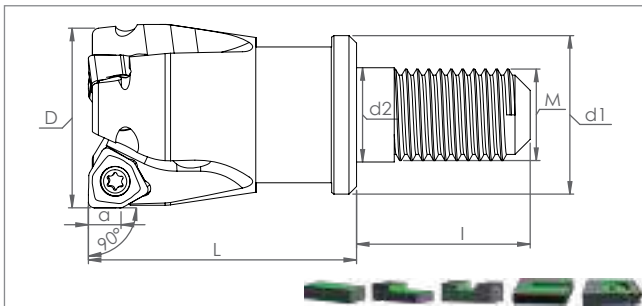
Size Designation	Master Insert*	Spare Parts		
		Screw	Torx Key	Screw Torque Value
				 N·m
D50 - D80	6NGU 0905..	SSV M4x10- <b>9514</b>	STK-T15- <b>9910</b>	4,3





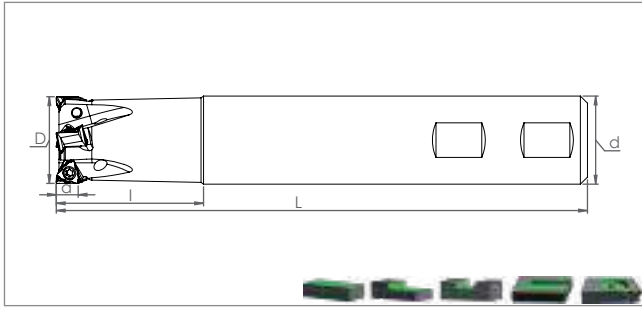
Ordering Code	Item Designation	Dimensions (mm)								Master Insert*
			D	d	Z	L	l	a		
<b>ST90 6NKU 0403..</b>										
SM47488	ST90 6N04 D20 W20 L150 Z02-H	✓	20	20	2	150	40	4.1	6NKU 0403..	
SM47495	ST90 6N04 D25 W25 L150 Z03-H	✓	25	25	3	150	40	4.1		
SM47501	ST90 6N04 D32 W32 L150 Z04-H	✓	32	32	4	150	40	4.1		

Milling Tools

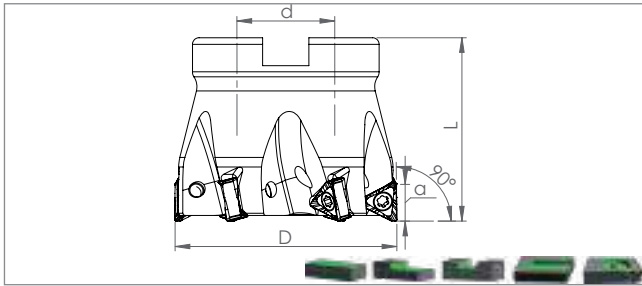


Ordering Code	Item Designation	Dimensions (mm)										Master Insert*
			D	Z	d1	d2	L	l	M	a		
<b>MT90 6NKU 0403..</b>												
SM47570	MT90 6N04 D20 M10 L30 Z02-H	✓	20	2	18	10.5	30	19	10	4.1	6NKU 0403..	
SM47587	MT90 6N04 D25 M12 L35 Z03-H	✓	25	3	21	12.5	35	23	12	4.1		
SM47594	MT90 6N04 D32 M16 L43 Z04-H	✓	32	4	29	17	43	23	16	4.1		

Size Designation	Master Insert*	Spare Parts		
		Screw	Torx Key	Screw Torque Value
D20	6NKU 0403..			N-m
D25 - D32		SSV M2.5x6- <b>9505</b>		
		SSV M2.5x7- <b>9506</b>	STK-T08- <b>9908</b>	1,2



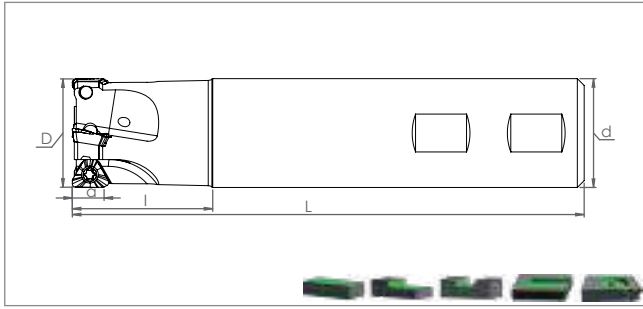
Ordering Code	Item Designation	Dimensions (mm)							Master Insert*
			D	d	Z	L	l	a	
<b>ST90 TNMU 0703...</b>									
SM58019	ST90 TN07 D16 W16 L150 Z02-H	✓	16	16	2	150	40	6.5	TNMU 0703..
SM58026	ST90 TN07 D18 W16 L150 Z02-H	✓	18	16	2	150	30	6.5	
SM58033	ST90 TN07 D20 W20 L150 Z02-H	✓	20	20	2	150	40	6.5	
SM58040	ST90 TN07 D22 W20 L150 Z02-H	✓	22	20	2	150	30	6.5	
SM58057	ST90 TN07 D25 W25 L150 Z03-H	✓	25	25	3	150	40	6.5	
SM58064	ST90 TN07 D26 W25 L150 Z04-H	✓	26	25	4	150	30	6.5	
SM58071	ST90 TN07 D32 W32 L150 Z04-H	✓	32	32	4	150	40	6.5	
SM58088	ST90 TN07 D33 W32 L150 Z05-H	✓	33	32	5	150	30	6.5	



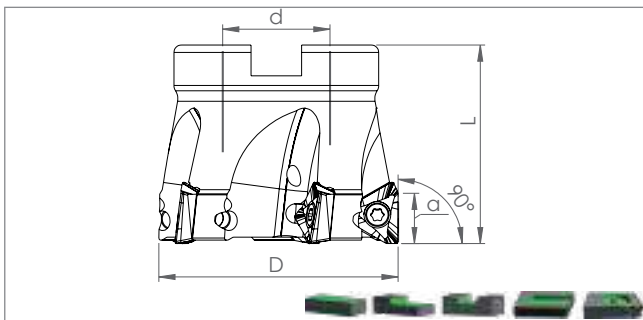
Ordering Code	Item Designation	Dimensions (mm)					Master Insert*	
			D	Z	d	L		a
<b>TK90 TNMU 0703...</b>								
SM57982	TK90 TN07 D40 A16 Z06-H	✓	40	6	16	40	6.5	TNMU 0703..
SM57999	TK90 TN07 D50 A22 Z08-H	✓	50	8	22	40	6.5	
SM58002	TK90 TN07 D63 A22 Z10-H	✓	63	10	22	40	6.5	

Cooling mounting screw is optional / See Page "K438" for cooling mounting screws.  
İçten su vermeli montaj vidaları opsiyoneldir. / Bkz. Sayfa "K438" İçten su vermeli montaj vidaları için.

Size Designation	Master Insert*	Spare Parts		
		Screw	Torx Key	Screw Torque Value
				N·m
D16 - D63	TNMU 0703..	SSV M2.2x5-9503	STK-T06-9906	0,85



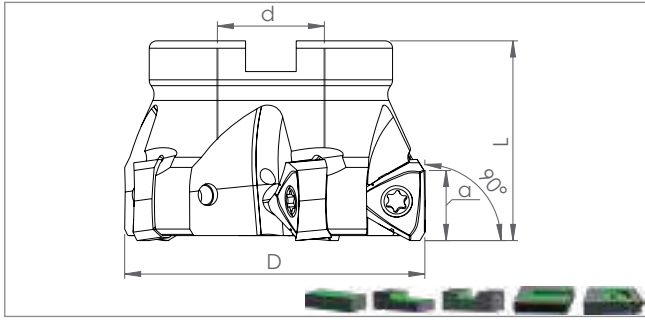
Ordering Code	Item Designation	Dimensions (mm)							Master Insert*
			D	d	Z	L	l	a	
<b>ST90 TOMT 0603.. / 1004..</b>									
SM46078	ST90 TO06 D16 W16 L150 Z02-H	✓	16	16	2	150	40	6	TOMT 0603..
SM46085	ST90 TO06 D20 W20 L150 Z03-H	✓	20	20	3	150	40	6	
SM46092	ST90 TO06 D25 W25 L150 Z04-H	✓	25	25	4	150	40	6	
SM46108	ST90 TO10 D25 W25 L150 Z02-H	✓	25	25	2	150	40	10	TOMT 1004..
SM46115	ST90 TO10 D32 W32 L150 Z03-H	✓	32	32	3	150	40	10	




Ordering Code	Item Designation	Dimensions (mm)						Master Insert*
			D	Z	d	L	a	
<b>TK90 TOMT 1004.. / 1506..</b>								
SM46023	TK90 TO10 D40 A16 Z04-H	✓	40	4	16	40	10	TOMT 1004..
SM46030	TK90 TO10 D50 A22 Z05-H	✓	50	5	22	40	10	
SM46047	TK90 TO10 D63 A22 Z06-H	✓	63	6	22	40	10	
SM52949	TK90 TO15 D50 A22 Z04-H	✓	50	4	22	40	15	TOMT 1506..
SM52956	TK90 TO15 D63 A22 Z05-H	✓	63	5	22	40	15	
SM52963	TK90 TO15 D80 A27 Z06-H	✓	80	6	27	50	15	
SM52970	TK90 TO15 D100 A32 Z07-H	✓	100	7	32	50	15	
SM52987	TK90 TO15 D125 B40 Z08	-	125	8	40	63	15	

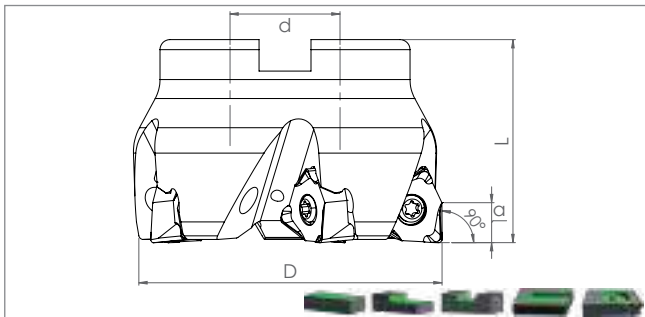
Size Designation	Master Insert*	Spare Parts		
		Screw	Torx Key	Screw Torque Value
D16 - D25	TOMT 0603..	SSV M2.5x5-9504	STK-T08-9908	1,2
D25 - D63	TOMT 1004..	SSV M3.5x8 SC-9513	STK-T10-9909	2,9
D50 - D125	TOMT 1506.**	SSV M5x13-9519	STK-T20-9911	8,5




Cooling mounting screw is optional / See Page "K438" for cooling mounting screws.  
İçten su vermeli montaj vidaları opsiyoneldir. / Bkz. Sayfa "K438" içten su vermeli montaj vidaları için.






Ordering Code	Item Designation	Dimensions (mm)						Master Insert*
			D	Z	d	L	a	
	<b>TK90 TNMX 1806..</b>							
SM46986	TK90 TN18 D63 A22 Z05-H	✓	63	5	22	40	13	TNMX 1806..
SM46993	TK90 TN18 D80 A27 Z06-H	✓	80	6	27	50	13	
SM47006	TK90 TN18 D100 A32 Z07-H	✓	100	7	32	50	13	

Size Designation	Master Insert*	Spare Parts		
		Screw	Torx Key	Screw Torque Value
				 N·m
D63 - D100	TNMX 1806..	SSV M4x12-9515	STK-T15-9910	4,3

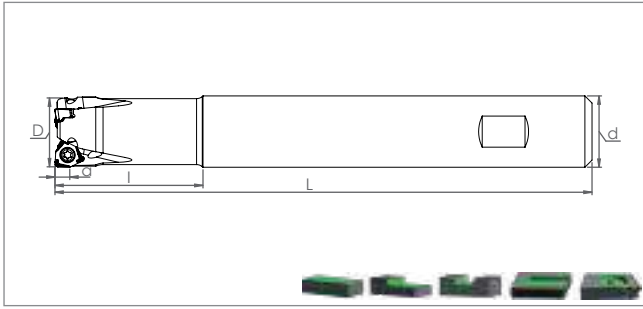


Ordering Code	Item Designation	Dimensions (mm)						Master Insert*
			D	Z	d	L	a	
	<b>TK90 WN.. 0806..</b>							
SM25288	TK90 WN08 D50 A22 Z04-H	✓	50	4	22	40	8	WN.. 0806..
SM25295	TK90 WN08 D63 A22 Z05-H	✓	63	5	22	40	8	
SM25301	TK90 WN08 D80 A27 Z07-H	✓	80	7	27	50	8	
SM39612	TK90 WN08 D100 A32 Z08-H	✓	100	8	32	50	8	
SM32293	TK90 WN08 D125 B40 Z10	-	125	10	40	63	8	
SM60647	TK90 WN08 D160 C40 Z12 	-	160	12	40	63	8	

Size Designation	Master Insert**	Spare Parts		
		Screw	Torx Key	Screw Torque Value
				 N·m
D50 - D160	WN.. 0806..	SSV M5x13-9519	STK-T20-9911	8,5

\*Suitable Insert brand is TGTC

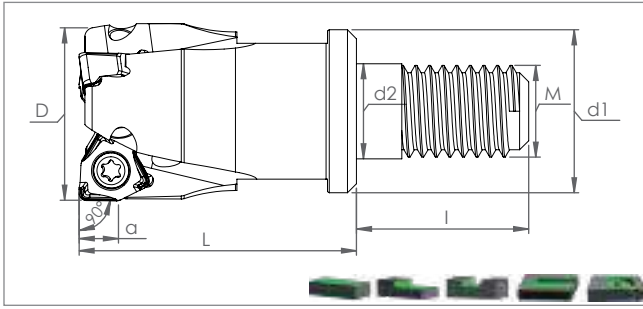
\*\*Suitable Insert brand is KYCR



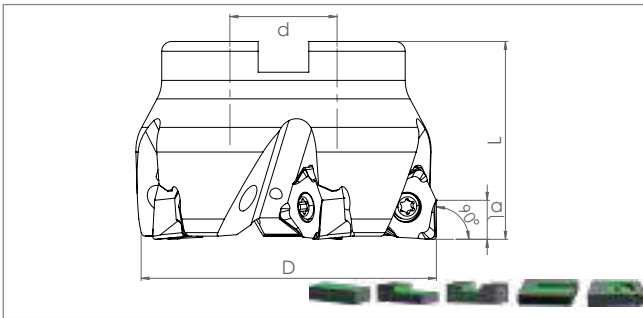
Ordering Code	Item Designation	Dimensions (mm)								Master Insert*
			D	d	Z	L	l	a		
	<b>ST90 XNEX 0403..</b>									
SM43183	ST90 XN04 D17 W16 L150 Z02-H	✓	17	16	2	150	30	4	XNEX 0403..	
SM43190	ST90 XN04 D20 W20 L150 Z03-H	✓	20	20	3	150	40	4		
SM54028	ST90 XN04 D21 W20 L150 Z03-H	✓	21	20	3	150	30	4		
SM43206	ST90 XN04 D25 W25 L150 Z04-H	✓	25	25	4	150	40	4		
SM54035	ST90 XN04 D26 W25 L150 Z04-H	✓	26	25	4	150	30	4		
SM43213	ST90 XN04 D32 W32 L150 Z05-H	✓	32	32	5	150	40	4		
SM54042	ST90 XN04 D33 W32 L150 Z05-H	✓	33	32	5	150	30	4		



Size Designation	Master Insert*	Spare Parts		
		Screw	Torx Key	Screw Torque Value
D17 - D21				N-m
D25 - D33		SSV M2.5x5-9504		
	XNEX 0403..	SSV M2.5x6-9505	STK-T08-9908	1,2



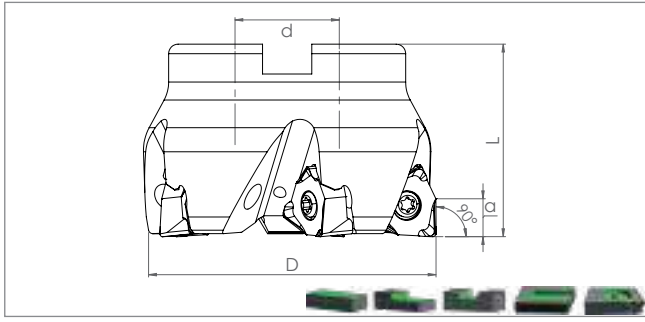
Ordering Code	Item Designation		Dimensions (mm)								Master Insert*
			D	Z	d1	d2	L	l	M	a	
	<b>MT90 XNEX 0403..</b>										
SM43824	MT90 XN04 D20 M10 L30 Z03-H	✓	20	3	18	10.5	30	19	10	4	XNEX 0403..
SM43831	MT90 XN04 D25 M12 L35 Z04-H	✓	25	4	21	12.5	35	23	12	4	





Ordering Code	Item Designation		Dimensions (mm)					Master Insert*
			D	Z	d	L	a	
	<b>TK90 XNEX 0806..</b>							
SM28524	TK90 XNEX08 D50 A22 Z04-H	✓	50	4	22	40	7.5	XNEX 0806..
SM28517	TK90 XNEX08 D63 A22 Z05-H	✓	63	5	22	40	7.5	
SM28500	TK90 XNEX08 D80 A27 Z07-H	✓	80	7	27	50	7.5	
SM32309	TK90 XNEX08 D100 A32 Z08-H	✓	100	8	32	50	7.5	
SM32316	TK90 XNEX08 D125 B40 Z10	-	125	10	40	63	7.5	

Cooling mounting screw is optional / See Page "K438" for cooling mounting screws.  
İçten su vermeli montaj vidaları opsiyoneldir. / Bkz. Sayfa "K438" İçten su vermeli montaj vidaları için.




Size Designation	Master Insert*	Spare Parts		
		Screw	Torx Key	Screw Torque Value
D20				
D25				
D50 - D125	XNEX 0806..	SSV M4x12-9515	STK-T15-9910	4,3



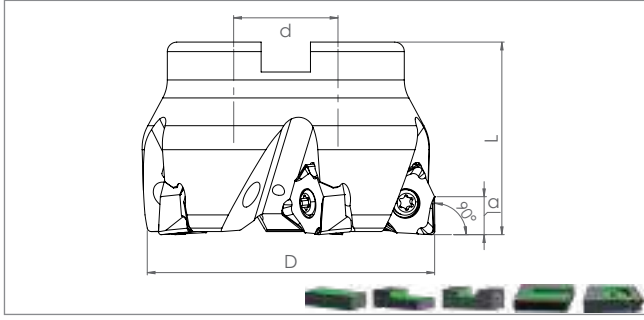
Ordering Code	Item Designation	Dimensions (mm)						Master Insert*
			D	Z	d	L	a	
	<b>TK90 WNGX 0806..</b>							
SM43619	TK90 WNGX08 D50 A22 Z04-H	✓	50	4	22	40	8.2	WNGX 0806..
SM43626	TK90 WNGX08 D63 A22 Z05-H	✓	63	5	22	40	8.2	
SM43633	TK90 WNGX08 D80 A27 Z06-H	✓	80	6	27	50	8.2	
SM43640	TK90 WNGX08 D100 A32 Z08-H	✓	100	8	32	50	8.2	



Cooling mounting screw is optional / See Page "K438" for cooling mounting screws.  
İçten su vermeli montaj vidaları opsiyoneldir. / Bkz. Sayfa "K438" İçten su vermeli montaj vidaları için.



Size Designation	Master Insert*	Spare Parts		
		Screw	Torx Key	Screw Torque Value
				 N·m
D50 - D100	WNGX.. 0806..	SSV M5x13-9519	STK-T20-9911	8,5





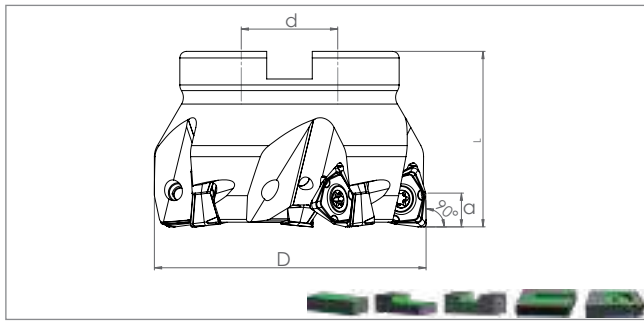
Ordering Code	Item Designation	Dimensions (mm)						Master Insert*
			D	Z	d	L	a	
	<b>TK90 WNHU 0806..</b>							
SM43572	TK90 WNHU08 D50 A22 Z04-H	✓	50	4	22	40	7.5	WNHU 0806..
SM43589	TK90 WNHU08 D63 A22 Z05-H	✓	63	5	22	40	7.5	
SM43596	TK90 WNHU08 D80 A27 Z06-H	✓	80	6	27	50	7.5	
SM43602	TK90 WNHU08 D100 A32 Z08-H	✓	100	8	32	50	7.5	



Cooling mounting screw is optional / See Page "K438" for cooling mounting screws.  
İçten su vermeli montaj vidaları opsiyoneldir. / Bkz. Sayfa "K438" İçten su vermeli montaj vidaları için.



Size Designation	Master Insert*	Spare Parts		
		Screw	Torx Key	Screw Torque Value
				 N·m
D50 - D100	WNHU.. 0806..	SSV M4x12x5-9529	STK-T15-9910	4,3



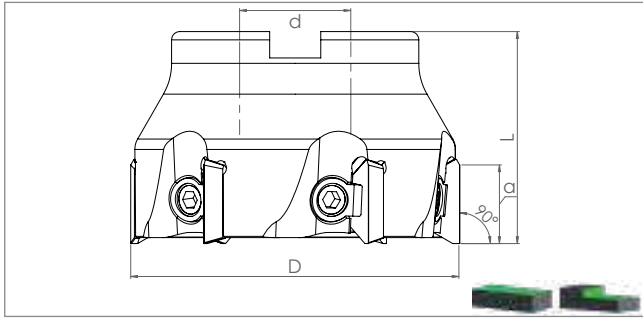




Ordering Code	Item Designation	Dimensions (mm)						Master Insert*
			D	Z	d	L	a	
	<b>TK90 WN.U 0705..</b>							
SM53427	TK90 WN07 D50 A22 Z04-H	✓	50	4	22	40	7	WN.U 0705..
SM53434	TK90 WN07 D63 A22 Z05-H	✓	63	5	22	40	7	
SM53441	TK90 WN07 D80 A27 Z07-H	✓	80	7	27	50	7	
SM53458	TK90 WN07 D100 A32 Z08-H	✓	100	8	32	50	7	

Cooling mounting screw is optional / See Page "K438" for cooling mounting screws.  
İçten su vermeli montaj vidaları opsiyoneldir. / Bkz. Sayfa "K438" İçten su vermeli montaj vidaları için.



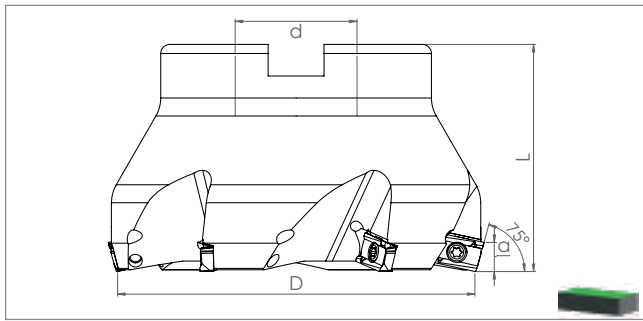
Size Designation	Master Insert*	Spare Parts		
		Screw	Torx Key	Screw Torque Value
				 N·m
D50 - D100	WN.U.. 0705..	SSV M4x12-9515	STK-T15-9910	4,3



Ordering Code	Item Designation	Dimensions (mm)							Master Insert*
			D	Z	d	L	a		
	<b>TK90 TPKN 1603.. / 2204.. ISO</b>								
SM32767	TK90P TP16 D50 A22 Z04	-	50	4	22	40	12	TPKN 1603.. SUITABLE ISO INSERT	
SM32774	TK90P TP16 D63 A22 Z06	-	63	6	22	40	12		
SM32781	TK90P TP16 D80 A27 Z07	-	80	7	27	50	12		
SM32798	TK90P TP16 D100 A32 Z08	-	100	8	32	50	12		
SM32804	TK90P TP16 D125 B40 Z09	-	125	9	40	63	12	TPKN 2204.. SUITABLE ISO INSERT	
SM32811	TK90P TP22 D63 A22 Z05	-	63	5	22	40	18		
SM32828	TK90P TP22 D80 A27 Z06	-	80	6	27	50	18		
SM32835	TK90P TP22 D100 A32 Z07	-	100	7	32	50	18		
SM32842	TK90P TP22 D125 B40 Z08	-	125	8	40	63	18		
SM32859	TK90P TP22 D160 C40 Z09	-	160	9	40	63	18		
SM32866	TK90P TP22 D200 C60 Z12	-	200	12	60	63	18		
SM32880	TK90P TP22 D315 D60 Z18	-	315	18	60	63	18		

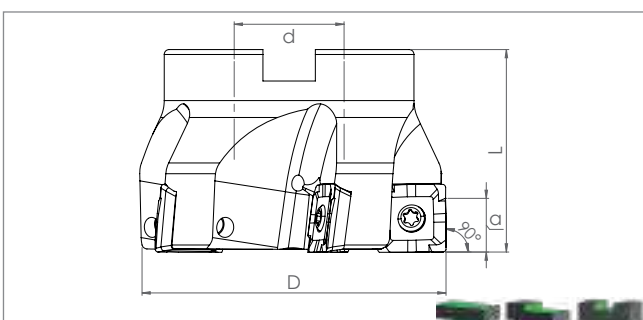


Size Designation	Master Insert*	Spare Parts		
		Clamp Part	Screw	Allen Key
D50 - D125	 TPKN.. 1603..			
D63 - D315	TPKN. 2204..	TKBP 9116	TKSV M8x1x18 9227	SAK-AA5-9904



Ordering Code	Item Designation	Dimensions (mm)						Master Insert*
	<b>TK75 APKT 1003.. / 1604.. ISO</b>		D	Z	d	L	a	
SM28913	TK75 AP10 D63 A22 Z05-H	✓	63	5	22	40	5	APKT 1003.. SUITABLE ISO INSERT
SM28906	TK75 AP10 D80 A27 Z06-H	✓	80	6	27	50	5	
SM28890	TK75 AP10 D100 A32 Z07-H	✓	100	7	32	50	5	
SM14626	TK75 AP16 D63 A22 Z05-H	✓	63	5	22	40	10	APKT 1604.. SUITABLE ISO INSERT
SM28876	TK75 AP16 D80 A27 Z06-H	✓	80	6	27	50	10	
SM28869	TK75 AP16 D100 A32 Z07-H	✓	100	7	32	50	10	
SM38431	TK75 AP16 D125 B40 Z08	-	125	8	40	63	10	

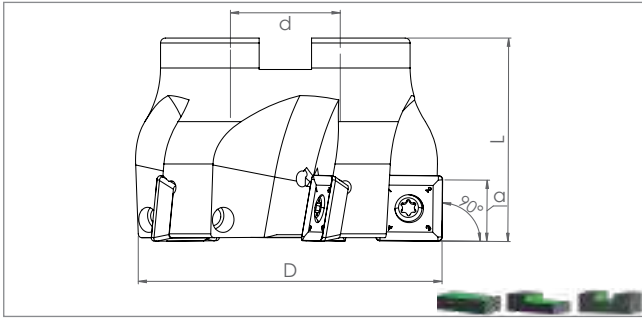
Size Designation	Master Insert*	Spare Parts		
		Screw	Torx Key	Screw Torque Value
D63 - D100	 APKT 1003..	 SSV M2.5x7- <b>9506</b>	 STK-T08- <b>9908</b>	 1,2
D63 - D125	 APKT 1604..	 SSV M3.5x10- <b>9511</b>	 STK-T15- <b>9910</b>	 2,9



Ordering Code	Item Designation	Dimensions (mm)						Master Insert*
	<b>TK90 SEMT 1304.. TGTC</b>		D	Z	d	L	a	
SM55247	TK90 SE1304 D50 A22 Z04-H	✓	50	4	22	40	11	SEMT 1304..
SM55254	TK90 SE1304 D63 A22 Z05-H	✓	63	5	22	40	11	
SM55261	TK90 SE1304 D80 A27 Z06-H	✓	80	6	27	50	11	

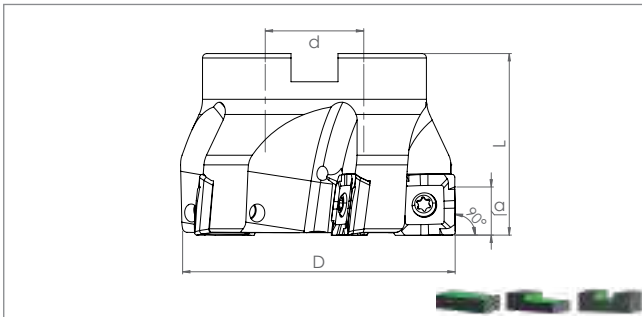
Size Designation	Master Insert*	Spare Parts		
		Screw	Torx Key	Screw Torque Value
D50 - D80	 SEMT 1304..	 SSV M4x9x5- <b>9528</b>	 STK-T15- <b>9910</b>	 4,3

Milling Tools



Ordering Code	Item Designation		Dimensions (mm)					Master Insert*
			D	Z	d	L	a	
	<b>TK90 R290.12.. / SE..12T3</b>							
SM29026	TK90 R290.12 D50 A22 Z04-H	✓	50	4	22	40	12	R290.12..
SM29019	TK90 R290.12 D63 A22 Z05-H	✓	63	5	22	40	12	
SM29002	TK90 R290.12 D80 A27 Z07-H	✓	80	7	27	50	12	
SM28999	TK90 R290.12 D100 A32 Z09-H	✓	100	9	32	50	12	
SM14213	TK90 R290.12 D125 B40 Z11	-	125	11	40	63	12	

Size Designation	Master Insert*	Spare Parts		
		Screw	Torx Key	Screw Torque Value
D50 - D125	 R290.12.. SE..12T3..	 SSV M3.5x10-9511	 STK-T15-9910	 N-m 2,9



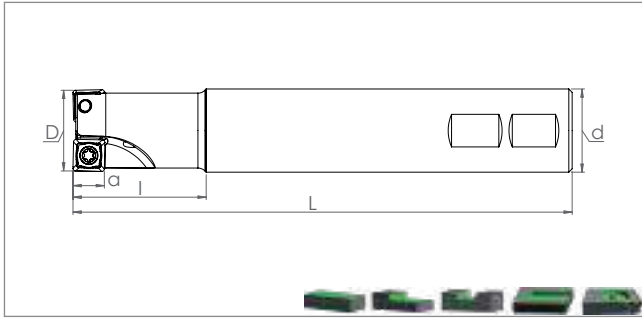
Ordering Code	Item Designation		Dimensions (mm)					Master Insert*
			D	Z	d	L	a	
	<b>TK90 SOMT 12T3..</b>							
SM32224	TK90 SO12 D50 A22 Z04-H	✓	50	4	22	40	11	SOMT 12T3..
SM32248	TK90 SO12 D63 A22 Z05-H	✓	63	5	22	40	11	
SM32262	TK90 SO12 D80 A27 Z07-H	✓	80	7	27	50	11	

Cooling mounting screw is optional / See Page "K438" for cooling mounting screws.  
İçten su vermeli montaj vidaları opsiyoneldir. / Bkz. Sayfa "K438" İçten su vermeli montaj vidaları için.

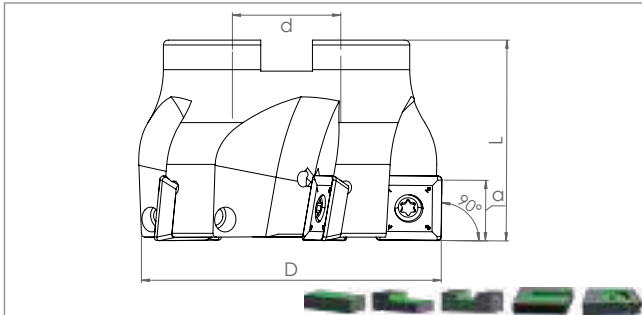
Size Designation	Master Insert**	Spare Parts		
		Screw	Torx Key	Screw Torque Value
D50 - D80	 SOMT 12T3..	 SSV M4x9x5-9528	 STK-T15-9910	 N-m 4,3

\*Suitable Insert brand is ZCC-CT / SNDV

\*\*Suitable Insert brand is MTSBH



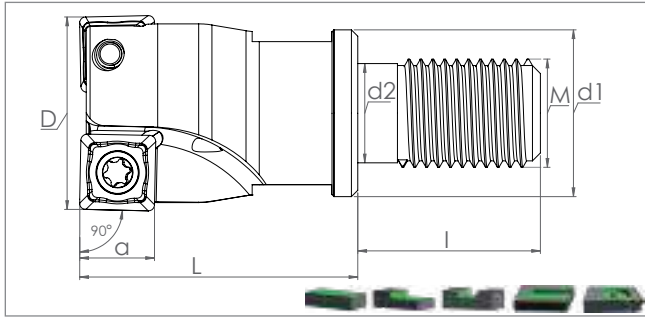
Ordering Code	Item Designation	Dimensions (mm)							Master Insert*
			D	d	Z	L	l	a	
<b>ST90 SDMT 09T3..</b>									
SM56084	ST90 SD09T3 D25 W25 L150 Z02-H	✓	25	25	2	150	40	8.4	SDMT 09T3..
SM56169	ST90 SD09T3 D26 W25 L150 Z02-H	✓	26	25	2	150	30	8.4	
SM56305	ST90 SD09T3 D32 W32 L150 Z03-H	✓	32	32	3	150	40	8.4	
SM56312	ST90 SD09T3 D33 W32 L150 Z03-H	✓	33	32	3	150	30	8.4	



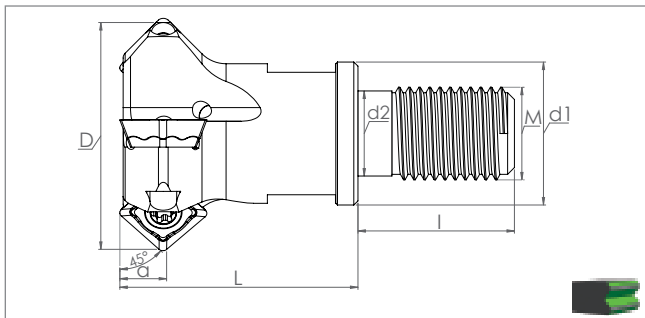
Ordering Code	Item Designation	Dimensions (mm)						Master Insert*
			D	Z	d	L	a	
<b>TK90 SDMT 09T3..</b>								
SM53472	TK90 SD09T3 D40 A16 Z04-H	✓	40	4	16	40	8.4	SDMT 09T3..
SM53489	TK90 SD09T3 D50 A22 Z05-H	✓	50	5	22	40	8.4	
SM53496	TK90 SD09T3 D63 A22 Z06-H	✓	63	6	22	40	8.4	

Cooling mounting screw is optional / See Page "K438" for cooling mounting screws.  
İçten su vermeli montaj vidaları opsiyoneldir. / Bkz. Sayfa "K438" İçten su vermeli montaj vidaları için.

Size Designation	Master Insert*	Spare Parts		
		Screw	Torx Key	Screw Torque Value
D25 - D63		 SSV M3.5x8-SC-9513	 STK-T10-9909	 N·m 2,9

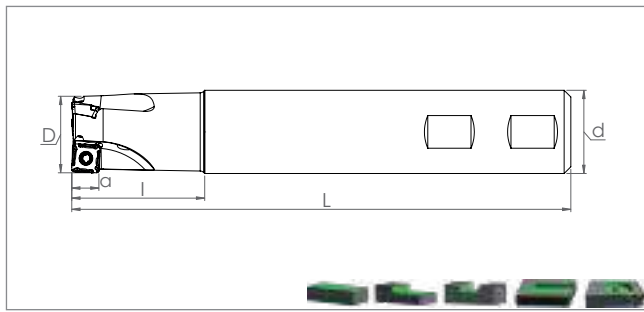


Ordering Code	Item Designation	Dimensions (mm)										Master Insert*
<b>MT90 SDMT 09T3..</b>			D	Z	d1	d2	L	l	M	a		
SM56534	MT90 SD09T3 D25 M12 L35 Z02-H	✓	25	2	21	12.5	35	23	12	5.5	SDMT 09T3..	
SM56541	MT90 SD09T3 D32 M16 L43 Z03-H	✓	32	3	29	17	43	23	16	5.5		

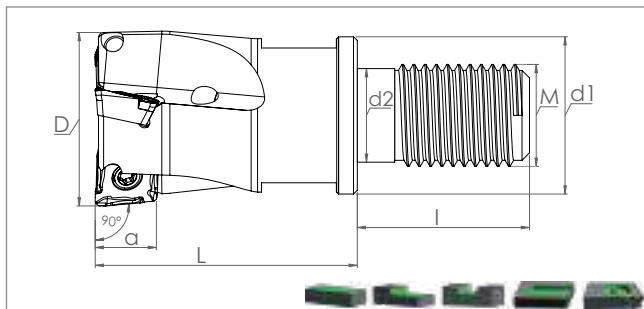


Ordering Code	Item Designation	Dimensions (mm)										Master Insert*
<b>MT45 SDMT 09T3..</b>			D2	D1	Z	d1	d2	L	l	M	a	
SM56503	MT45 SD09T3 D20 M10 L30 Z02-H	✓	20	32.8	2	18	10.5	30	19	10	5.5	SDMT 09T3..
SM56510	MT45 SD09T3 D25 M12 L35 Z03-H	✓	25	37.8	3	21	12.5	35	23	12	5.5	
SM56527	MT45 SD09T3 D32 M16 L43 Z03-H	✓	32	44.8	3	29	17	43	23	16	5.5	

Size Designation	Master Insert*	Spare Parts		
		Screw	Torx Key	Screw Torque Value
D20 - D32	SDMT 09T3..	 SSV M3.5x8-SC-9513	 STK-T10-9909	 N-m 2,9



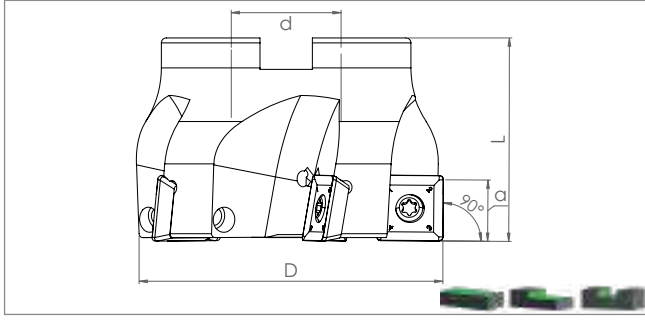
Ordering Code	Item Designation	Dimensions (mm)								Master Insert*
			D	d	Z	L	l	a		
<i>ST90 490R-08..</i>										
SM56640	ST90 490R-08 D20 W20 L150 Z02-H	✓	20	20	2	150	40	5.5	490R-08..	
SM56657	ST90 490R-08 D25 W25 L150 Z03-H	✓	25	25	3	150	40	5.5		
SM56664	ST90 490R-08 D26 W25 L150 Z03-H	✓	26	25	3	150	30	5.5		
SM56671	ST90 490R-08 D32 W32 L150 Z04-H	✓	32	32	4	150	40	5.5		
SM56688	ST90 490R-08 D33 W32 L150 Z04-H	✓	33	32	4	150	30	5.5		





Ordering Code	Item Designation	Dimensions (mm)										Master Insert*
			D	Z	d1	d2	L	l	M	a		
<i>MT90 490R-08..</i>												
SM56695	MT90 490R-08 D20 M10 L30 Z02-H	✓	20	2	18	10.5	30	19	10	5.5	490R-08..	
SM56701	MT90 490R-08 D25 M12 L35 Z03-H	✓	25	3	21	12.5	35	23	12	5.5		
SM56718	MT90 490R-08 D32 M16 L43 Z04-H	✓	32	4	29	17	43	23	16	5.5		

Size Designation	Master Insert*	Spare Parts		
		Screw	Torx Key	Screw Torque Value
D20 - D33	 490R-08..**	 SSV M2.5x7-9506	 STK-T08-9908	 N-m 1,2







Ordering Code	Item Designation	Dimensions (mm)							Master Insert*
			D	Z	d	L	a		
	<i>TK90 490-08.. / 490R-14</i>								
SM50303	TK90 490R-08 D40 A16 Z04-H	✓	40	4	16	40	5.5	490R-08..	
SM50310	TK90 490R-08 D50 A22 Z05-H	✓	50	5	22	40	5.5		
SM50327	TK90 490R-08 D63 A22 Z06-H	✓	63	6	22	50	5.5		
SM32101	TK90 490R-14 D50 A22 Z04-H	✓	50	4	22	40	10.6	490R-14..	
SM32118	TK90 490R-14 D63 A22 Z05-H	✓	63	5	22	40	10.6		
SM32132	TK90 490R-14 D80 A27 Z07-H	✓	80	7	27	50	10.6		
SM58484	TK90 490R-14 D80 A27 Z08-H	✓	80	8	27	50	10.6		

Cooling mounting screw is optional / See Page "K438" for cooling mounting screws.  
İçten su vermeli montaj vidaları opsiyoneldir. / Bkz. Sayfa "K438" İçten su vermeli montaj vidaları için.

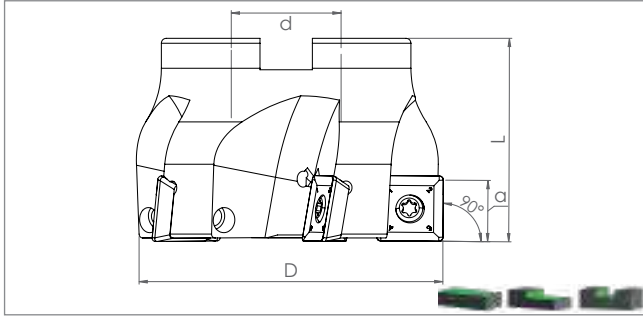




Size Designation	Master Insert*	Spare Parts		
		Screw	Torx Key	Screw Torque Value
				 N-m
D50 - D63	490R-08..**	SSV M2.5x7-9506	STK-T08-9908	1,2
D50 - D80	490R-14..**	SSV M3.5x10-9511	STK-T15-9910	2,9

\*\*Body corners should be modified for R2 and more radius inserts / R2 ve üstü radyüslü uçlarda takımın modifiye edilmesi gerekmektedir. ■

\*Suitable Insert brand is SDV



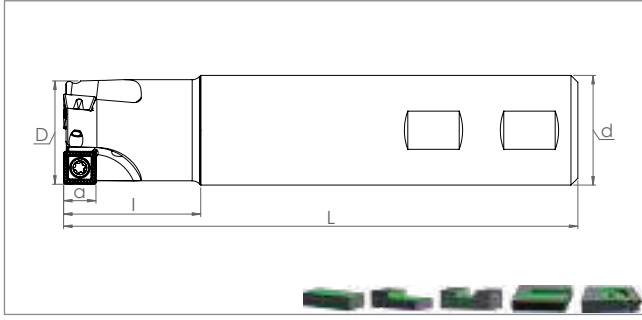


Ordering Code	Item Designation	Dimensions (mm)						Master Insert*
			D	Z	d	L	a	
	<b>TK90 SDMT 1506..</b>							
SM00609	TK90 SDMT15 D50 A22 Z04-H	✓	50	4	22	40	12	SDMT 1506..
SM00616	TK90 SDMT15 D63 A22 Z05-H	✓	63	5	22	40	12	
SM00623	TK90 SDMT15 D80 A27 Z06-H	✓	80	6	27	50	12	
SM00630	TK90 SDMT15 D100 A32 Z08-H	✓	100	8	32	50	12	
SM00647	TK90 SDMT15 D125 B40 Z09	-	125	9	40	63	12	

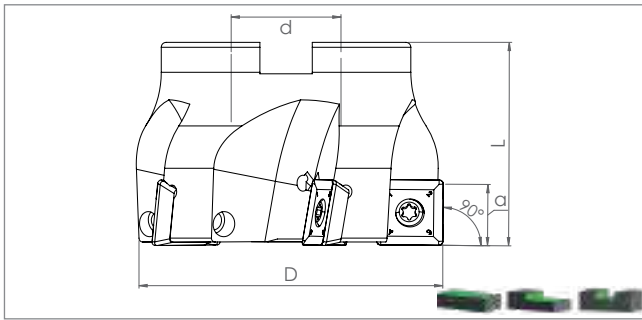
Cooling mounting screw is optional / See Page "K438" for cooling mounting screws.  
İçten su vermeli montaj vidaları opsiyoneldir. / Bkz. Sayfa "K438" İçten su vermeli montaj vidaları için.



Size Designation	Master Insert*	Spare Parts		
		Screw	Torx Key	Screw Torque Value
				 N·m
D50 - D125	SDMT 1506..	SSV M4.5x11 9518	STK-T20-9911	5,0



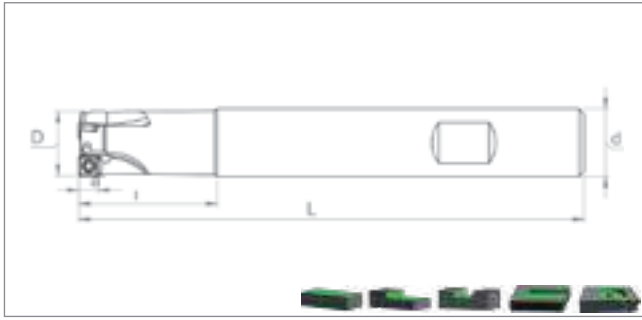
Ordering Code	Item Designation	Dimensions (mm)							Master Insert*
			D	d	Z	L	l	a	
	<b>ST90 SD.T 09M4.. KRLY</b>								
SM59054	ST90 SD09M4 D25 W25 L150 Z02-H	✓	25	25	2	150	40	7	SD.T 09M4..
SM59061	ST90 SD09M4 D32 W32 L150 Z03-H	✓	32	32	3	150	40	7	
SM59078	ST90 SD09M4 D35 W32 L150 Z03-H	✓	35	32	3	150	30	7	









Ordering Code	Item Designation	Dimensions (mm)						Master Insert*
			D	Z	d	L	a	
	<b>TK90 SD.T 09M4.. / 1305.. KRLY</b>							
SM54530	TK90 SD09M4 D40 A16 Z04-H	✓	40	4	16	40	7	SD.T 09M4..
SM54547	TK90 SD09M4 D50 A22 Z05-H	✓	50	5	22	40	7	
SM54554	TK90 SD09M4 D63 A22 Z06-H	✓	63	6	22	40	7	
SM56855	TK90 SD1305 D50 A22 Z04-H	✓	50	4	22	40	11	SD.T 1305..
SM56862	TK90 SD1305 D63 A22 Z05-H	✓	63	5	22	40	11	
SM56879	TK90 SD1305 D80 A27 Z06-H	✓	80	6	27	50	11	
SM56886	TK90 SD1305 D100 A32 Z07-H	✓	100	7	32	50	11	

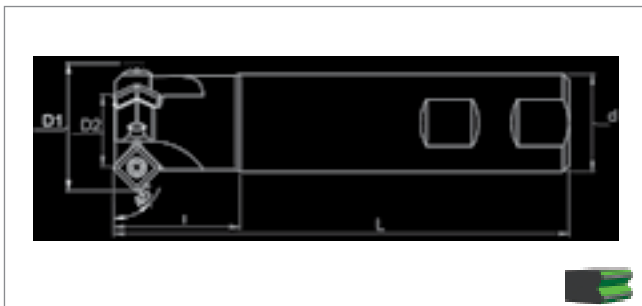
Cooling mounting screw is optional / See Page "K438" for cooling mounting screws.  
İçten su vermeli montaj vidaları opsiyoneldir. / Bkz. Sayfa "K438" İçten su vermeli montaj vidaları için.


Size Designation	Master Insert*	Spare Parts		
		Screw	Torx Key	Screw Torque Value
D40 - D63		 SSV M3.5x8-9510	 STK-T15-9910	 N-m 2,9
D50 - D100		 SSV M4.5x11-9518	 STK-T20-9911	 N-m 5,0



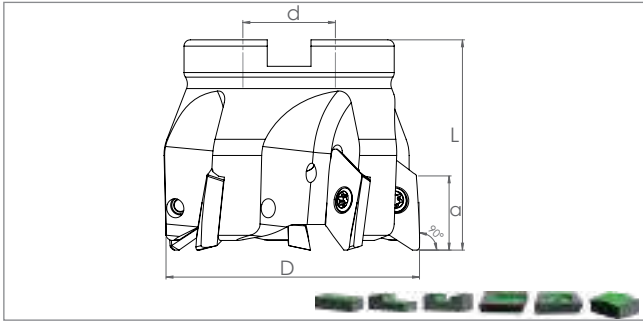
Ordering Code	Item Designation	Dimensions (mm)							Master Insert*
			D	d	Z	L	l	a	
<b>ST90 SPMG</b> 0602.. / 07T3.. / 0904..									
SM36901	ST90 SP06 D17 W16 L150 Z02	-	17	16	2	150	30	6	SPMG 060204
SM36918	ST90 SP06 D20 W20 L150 Z03	-	20	20	3	150	40	6	
SM36925	ST90 SP07 D22 W20 L150 Z03	-	22	20	3	150	30	7	
SM36949	ST90 SP07 D25 W25 L150 Z03	-	25	25	3	150	40	7	SPMG 07T308
SM36956	ST90 SP07 D26 W25 L150 Z03	-	26	25	3	150	30	7	
SM36970	ST90 SP09 D32 W32 L150 Z03	-	32	32	3	150	40	9	SPMG 090408
SM36987	ST90 SP09 D33 W32 L150 Z03	-	33	32	3	150	30	9	

Size Designation	Master Insert*	Spare Parts		
		Screw	Torx Key	Screw Torque Value
				 N-m
D17 - D20	SPMG 060204	SSV M2.2x5- <b>9503</b>	STK-T06- <b>9906</b>	0,6
D22 - D25	SPMG 07T308	SSV M2.5x6- <b>9507</b>	STK-T08- <b>9908</b>	1,2
D32 - D33	SPMG 090408	SSV M3.5x8- <b>9510</b>	STK-T15- <b>9910</b>	8,5



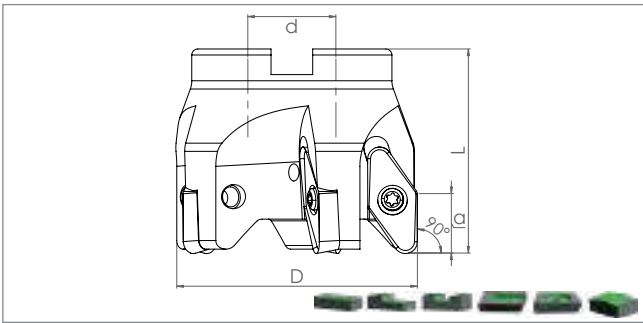
Ordering Code	Item Designation	Dimensions (mm)							Master Insert*
		D1° D2°	D2	D1	L	d	Z	l	
<b>HF45</b> SPMG 0904.. / 1104.. CHAMFERING TOOLS									
SM15555	HF45 SP09 D11-25 W20 L150 Z01	45°	11	25	150	20	1	30	SPMG 0904..
SM15562	HF45 SP11 D24-38 W25 L150 Z02	45°	24	38	150	25	2	35	SPMG 1104..
SM15579	HF45 SP11 D31-45 W32 L150 Z03	45°	31	45	150	32	3	40	

Size Designation	Master Insert*	Spare Parts		
		Screw	Torx Key	Screw Torque Value
				 N-m
D11-25	SPMG 0904..	SSV M3.5x10- <b>9511</b>	STK-T15- <b>9910</b>	2,9
D24-38 - D31-45	SPMG 1104	SSV M4x10- <b>9514</b>		4,3



Ordering Code	Item Designation	Dimensions (mm)						Master Insert*
	<b>TK90 XEKT-MA 19M5.. KRLY</b>		D	Z	d	L	a	
SM55346	TK90 XE19 D40 A16 Z03-H	✓	40	3	16	45	17	XEKT-MA 19M5..
SM55353	TK90 XE19 D50 A22 Z04-H	✓	50	4	22	50	17	
SM55360	TK90 XE19 D63 A22 Z05-H	✓	63	5	22	50	17	

Size Designation	Master Insert*	Spare Parts		
		Screw	Torx Key	Screw Torque Value
D40 - D63	XEKT-MA 19M5**	SSV M4x9x5-9528	STK-T15-9910	4,3



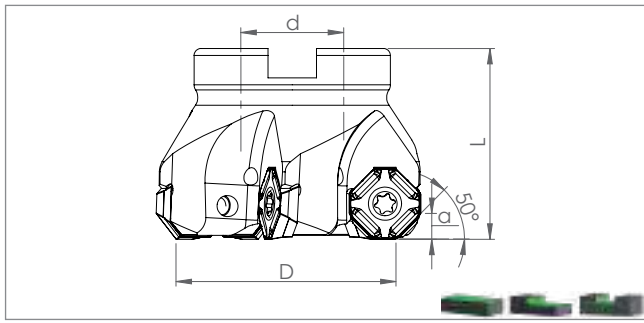
Ordering Code	Item Designation	Dimensions (mm)						Master Insert*
	<b>TK90 VCGT 1604../2205.. ISO</b>		D	Z	d	L	a	
SM33849	TK90 VC16 D40 A16 Z03-H	✓	40	3	16	40	11	VCGT 1604..
SM33863	TK90 VC16 D50 A22 Z04-H	✓	50	4	22	40	11	
SM33887	TK90 VC16 D63 A22 Z05-H	✓	63	5	22	40	11	
SM33900	TK90 VC16 D80 A27 Z05-H	✓	80	5	27	50	11	VCGT 2205..
SM33924	TK90 VC22 D50 A22 Z04-H	✓	50	4	22	50	14	
SM33931	TK90 VC22 D63 A22 Z05-H	✓	63	5	22	50	14	
SM33979	TK90 VC22 D80 A27 Z05-H	✓	80	5	27	50	14	

Size Designation	Master Insert***	Spare Parts		
		Screw	Torx Key	Screw Torque Value
D40 - D80	VCGT 1604..	SSV M3.5x10-9511	STK-T15-9910	2,9
D50 - D80	VCGT 2205..	SSV M5x13-9519	STK-T20-9911	8,5

\*Suitable Insert brand is KRLY

\*\*Body corners should be modified for R0.4-3.2 and more radius inserts / R0.4-3.2 ve üstü radyüslü uçlarda takımın modifiye edilmesi gerekmektedir. ■

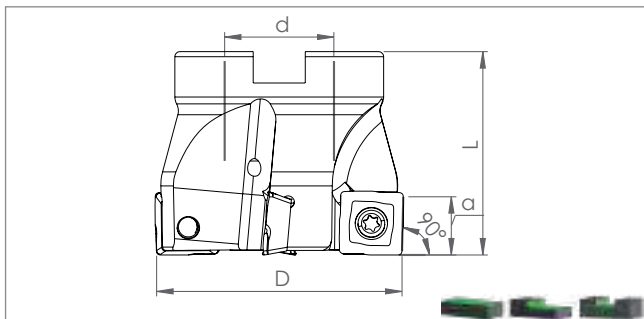
\*\*\*Suitable Insert brand is ISO



Ordering Code	Item Designation	Dimensions (mm)						Master Insert*
			D	Z	d	L	a	
	<b>TK50 SYHU 0704..</b>							
SM46856	TK50 SY07 D50 A22 Z05-H	✓	50	5	22	40	4.6	SYHU 0704..
SM46863	TK50 SY07 D63 A22 Z06-H	✓	63	6	22	40	4.6	
SM46870	TK50 SY07 D80 A27 Z07-H	✓	80	7	27	50	4.6	
SM46887	TK50 SY07 D100 A32 Z08-H	✓	100	8	32	50	4.6	

Cooling mounting screw is optional / See Page "K438" for cooling mounting screws.  
İçten su vermeli montaj vidaları opsiyoneldir. / Bkz. Sayfa "K438" İçten su vermeli montaj vidaları için.

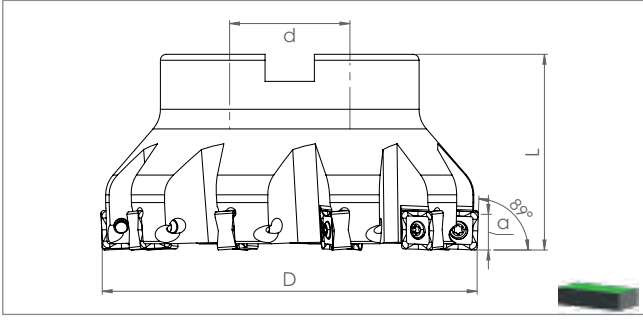
Size Designation	Master Insert*	Spare Parts		
		Screw	Torx Key	Screw Torque Value
D50 - D100	 SYHU 0704..	 SSV M4x12-9515	 STK-T15-9910	 N-m 4,3





Ordering Code	Item Designation	Dimensions (mm)						Master Insert*
			D	Z	d	L	a	
	<b>TK90 SDMT 1205..</b>							
SM47013	TK90 SDMT12 D50 A22 Z04-H	✓	50	4	22	40	10	SDMT 1205..
SM47020	TK90 SDMT12 D63 A22 Z05-H	✓	63	5	22	40	10	
SM47037	TK90 SDMT12 D80 A27 Z06-H	✓	80	6	27	50	10	
SM47044	TK90 SDMT12 D100 A32 Z08-H	✓	100	8	32	50	10	
SM47051	TK90 SDMT12 D125 B40 Z09	-	125	9	40	63	10	

Size Designation	Master Insert**	Spare Parts		
		Screw	Torx Key	Screw Torque Value
D50 - D125	 SDMT 1205..	 SSV M4x12-9515	 STK-T15-9910	 N-m 4,3

Milling Tools



Ordering Code	Item Designation	Dimensions (mm)						Master Insert*
			D	Z	d	L	a	
	<b>TK89 SN.. 1206..</b>							
SM00562	TK89 SN12 D50 A22 Z04-H	✓	50	4	22	40	10	SN.. 1206..
SM28593	TK89 SN12 D63 A22 Z06-H	✓	63	6	22	40	10	
SM49659	TK89L SN12 D63 A22 Z06-H*	✓	63	6	22	40	10	
SM28586	TK89 SN12 D80 A27 Z07-H	✓	80	7	27	50	10	
SM49666	TK89L SN12 D80 A27 Z07-H*	✓	80	7	27	50	10	
SM28579	TK89 SN12 D100 A32 Z09-H	✓	100	9	32	50	10	
SM14619	TK89 SN12 D125 B40 Z10	-	125	10	40	63	10	
SM14602	TK89 SN12 D160 C40 Z11	-	160	11	40	63	10	
SM25271	TK89 SN12 D200 C60 Z14	-	200	14	60	63	10	

Cooling mounting screw is optional / See Page "K438" for cooling mounting screws.  
İçten su vermeli montaj vidaları opsiyoneldir. / Bkz. Sayfa "K438" İçten su vermeli montaj vidaları için.

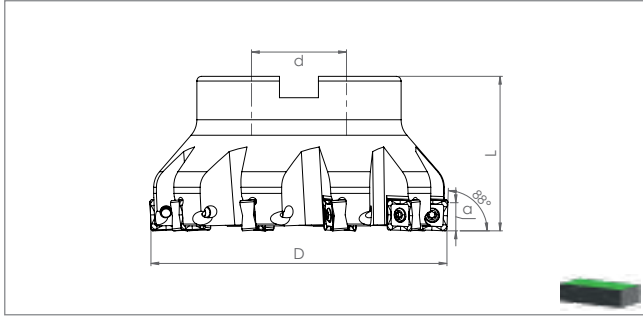




Size Designation	Master Insert** 	Spare Parts		
		Screw*** 	Torx Key 	Screw Torque Value  N-m
D50 - D63	SN.. 1206..	SSV M4x12-9515	STK-T15-9910	4,3
D50 - D200		SSV M4x14-9516		

\*Left Side / Sol Yön

\*\*Suitable Insert brand is ISO

\*\*\*Use SSV M4x12x6-9517 screws for SNMX1205-WLTR brand inserts (Stock Code: SM29934)  
SNMX1205-WLTR marka uçlar için SSV M4x12x6-9517 civata kullanınız (Stok Kodu: SM29934)



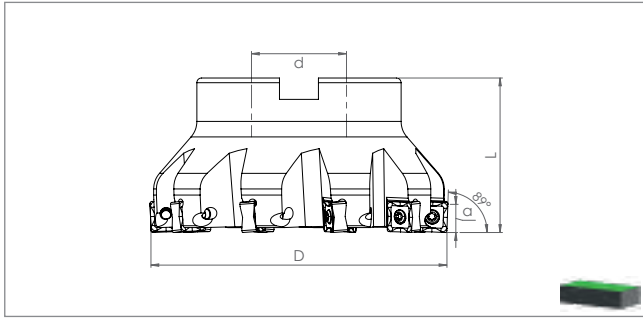
Ordering Code	Item Designation	Dimensions (mm)							Master Insert*
			D	Z	d	L	a		
<b>TK88 SNMU 1305..</b>									
SM53137	TK88 SN1305 D50 A22 Z04-H	✓	50	4	22	40	5	SNMU 1305..	
SM53144	TK88 SN1305 D50 A22 Z05-H	✓	50	5	22	40	5		
SM53151	TK88 SN1305 D63 A22 Z05-H	✓	63	5	22	40	5		
SM53168	TK88 SN1305 D63 A22 Z06-H	✓	63	6	22	40	5		
SM53175	TK88 SN1305 D80 A27 Z07-H	✓	80	7	27	50	5		
SM53182	TK88 SN1305 D80 A27 Z09-H	✓	80	9	27	50	5		
SM53199	TK88 SN1305 D100 A32 Z09-H	✓	100	9	32	50	5		
SM53205	TK88 SN1305 D100 A32 Z11-H	✓	100	11	32	50	5		
SM53212	TK88 SN1305 D125 B40 Z11	-	125	11	40	63	5		
SM53229	TK88 SN1305 D160 C40 Z13	-	160	13	40	63	5		



Cooling mounting screw is optional / See Page "K438" for cooling mounting screws.  
İçten su vermeli montaj vidaları opsiyoneldir. / Bkz. Sayfa "K438" İçten su vermeli montaj vidaları için.



Size Designation	Master Insert*	Spare Parts		
		Screw	Torx Key	Screw Torque Value
D50 - D160		 SSV M4x12x5-9529	 STK-T15-9910	 N-m 4,3





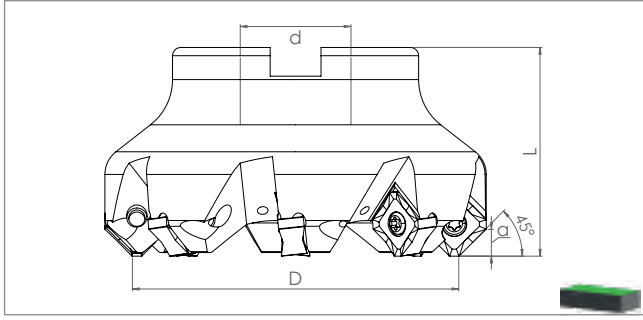
Ordering Code	Item Designation	Dimensions (mm)						Master Insert*
			D	Z	d	L	a	
	<b>TK89 SNMU 1305..PNTR</b>							
SM53359	TK89 SN13 D50 A22 Z04-H	✓	50	4	22	40	9	SNMU 1305.. PNTR
SM53366	TK89 SN13 D50 A22 Z05-H	✓	50	5	22	40	9	
SM53373	TK89 SN13 D63 A22 Z05-H	✓	63	5	22	40	9	
SM01668	TK89 SN13 D63 A22 Z07-H	✓	63	7	22	40	9	
SM53380	TK89 SN13 D80 A27 Z07-H	✓	80	7	27	50	9	
SM53397	TK89 SN13 D80 A27 Z09-H	✓	80	9	27	50	9	
SM53403	TK89 SN13 D100 A32 Z09-H	✓	100	9	32	50	9	
SM53410	TK89 SN13 D125 B40 Z11	-	125	11	40	63	9	



Cooling mounting screw is optional / See Page "K438" for cooling mounting screws.  
İçten su vermeli montaj vidaları opsiyoneldir. / Bkz. Sayfa "K438" İçten su vermeli montaj vidaları için.



Size Designation	Master Insert*	Spare Parts		
		Screw	Torx Key	Screw Torque Value
				 N-m
D50 - D125	SNMU 1305..	SSV M4x12x6-9517	STK-T15-9910	4,3





Ordering Code	Item Designation	Dimensions (mm)							Master Insert*
			D	Z	d	L	a		
	<b>TK45 SN.. 1206..</b>								
SM29071	TK45 SN12 D50 A22 Z05-H	✓	50	5	22	40	6	SN.. 1206..	
SM14824	TK45 SN12 D50 A22 Z05	-	50	5	22	40	6		
SM49628	TK45L SN12 D50 A22 Z05-H*	✓	50	5	22	40	6		
SM29064	TK45 SN12 D63 A22 Z07-H	✓	63	7	22	40	6		
SM14831	TK45 SN12 D63 A22 Z07	-	63	7	22	40	6		
SM49635	TK45L SN12 D63 A22 Z07-H*	✓	63	7	22	40	6		
SM29040	TK45 SN12 D80 A27 Z08-H	✓	80	8	27	50	6		
SM14848	TK45 SN12 D80 A27 Z08	-	80	8	27	50	6		
SM49642	TK45L SN12 D80 A27 Z08-H*	✓	80	8	27	50	6		
SM29033	TK45 SN12 D100 A32 Z10-H	✓	100	10	32	50	6		
SM14855	TK45 SN12 D100 A32 Z10	-	100	10	32	50	6		
SM14862	TK45 SN12 D125 B40 Z11	-	125	11	40	63	6		
SM14879	TK45 SN12 D160 C40 Z12	-	160	12	40	63	6		
SM25226	TK45 SN12 D200 C60 Z14	-	200	14	60	63	6		
SM38424	TK45 SN12 D315 D60 Z20	-	315	20	60	63	6		

Cooling mounting screw is optional / See Page "K438" for cooling mounting screws.  
İçten su vermeli montaj vidaları opsiyoneldir. / Bkz. Sayfa "K438" İçten su vermeli montaj vidaları için.

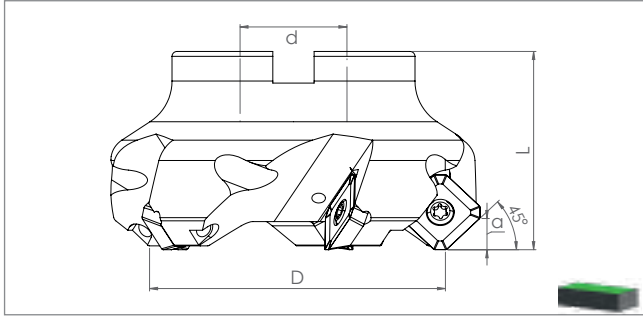
Milling Tools

Size Designation	Master Insert**	Spare Parts		
		Screw ***	Torx Key	Screw Torque Value
D50 - D63	 SN.. 1206..	 SSV M4x12-9515	 STK-T15-9910	 N-m 4,3
D50 - D315		SSV M4x14-9516		

\*Left Side / Sol Yön

\*\*Suitable Insert brand is ISO

\*\*\*Use SSV M4x12x6-9517 screws for SNMX1205-WLTR brand inserts (Stock Code: SM29934)  
SNMX1205-WLTR marka uçlar için SSV M4x12x6-9517 civata kullanınız (Stok Kodu: SM29934)

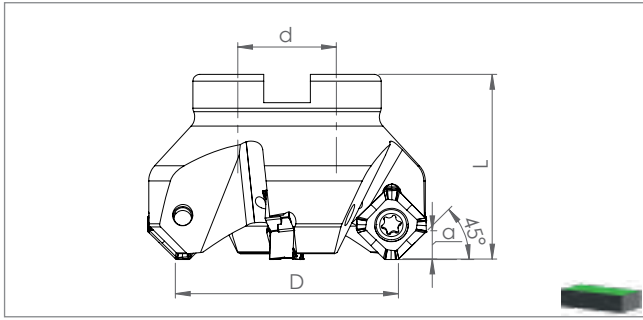




Ordering Code	Item Designation		Dimensions (mm)					Master Insert*
			D	Z	d	L	a	
	<b>TK45 R245.12T3.. / SE..12T3</b>							
SM28982	TK45 SE12 D50 A22 Z04-H	✓	50	4	22	40	6	R245.12T3.. SE..12T3
SM28975	TK45 SE12 D63 A22 Z05-H	✓	63	5	22	40	6	
SM53106	TK45 SE12 D63 A22 Z06-H	✓	63	6	22	40	6	
SM28968	TK45 SE12 D80 A27 Z06-H	✓	80	6	27	50	6	
SM53113	TK45 SE12 D80 A27 Z08-H	✓	80	8	27	50	6	
SM40182	TK45 SE12 D80 A27 Z09-H	✓	80	9	27	50	6	
SM28951	TK45 SE12 D100 A32 Z07-H	✓	100	7	32	50	6	
SM14800	TK45 SE12 D125 B40 Z08	-	125	8	40	63	6	
SM14817	TK45 SE12 D160 C40 Z10	-	160	10	40	63	6	

Cooling mounting screw is optional / See Page "K438" for cooling mounting screws.  
İçten su vermeli montaj vidaları opsiyoneldir. / Bkz. Sayfa "K438" İçten su vermeli montaj vidaları için.






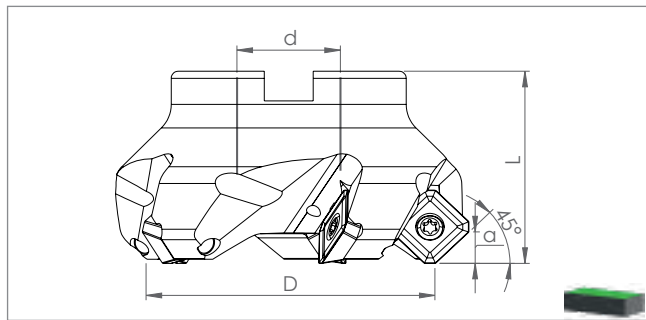
Size Designation	Master Insert**	Spare Parts		
		Screw	Torx Key	Screw Torque Value
D50 - D160	R245.12T3.. SE..12T3..	SSV M3.5x10-9511	STK-T15-9910	N-m 2,9





Ordering Code	Item Designation	Dimensions (mm)						Master Insert*
			D	Z	d	L	a	
<b>TK45 SNMU 1305..</b>								
SM46665	TK45 SN13 D50 A22 Z04-H	✓	50	4	22	40	6	SNMU 1305..
SM46672	TK45 SN13 D63 A22 Z06-H	✓	63	6	22	40	6	
SM46689	TK45 SN13 D80 A27 Z07-H	✓	80	7	27	50	6	
SM46696	TK45 SN13 D100 A32 Z09-H	✓	100	9	32	50	6	

Cooling mounting screw is optional / See Page "K438" for cooling mounting screws.  
İçten su vermeli montaj vidaları opsiyoneldir. / Bkz. Sayfa "K438" İçten su vermeli montaj vidaları için.

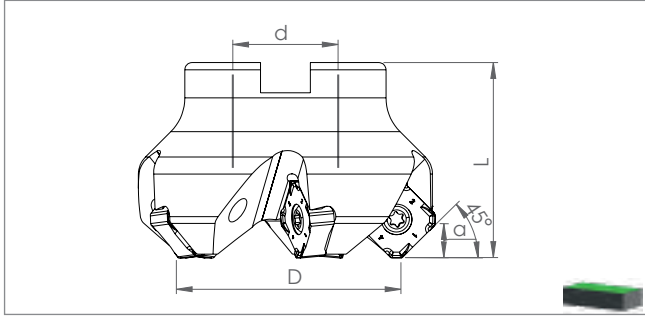
Size Designation	Master Insert*	Spare Parts		
		Screw	Torx Key	Screw Torque Value
D50 - D100	 SNMU 1305..	 SSV M4x12x6-9517	 STK-T15-9910	 N-m 4,3



Ordering Code	Item Designation	Dimensions (mm)						Master Insert*
			D	Z	d	L	a	
<b>TK45 SEMT 13T3..</b>								
SM45392	TK45 SE13 D50 A22 Z04-H	✓	50	4	22	40	6	SEMT 13T3..
SM45408	TK45 SE13 D63 A22 Z05-H	✓	63	5	22	40	6	
SM50082	TK45 SE13 D80 A27 Z06-H	✓	80	6	27	50	6	

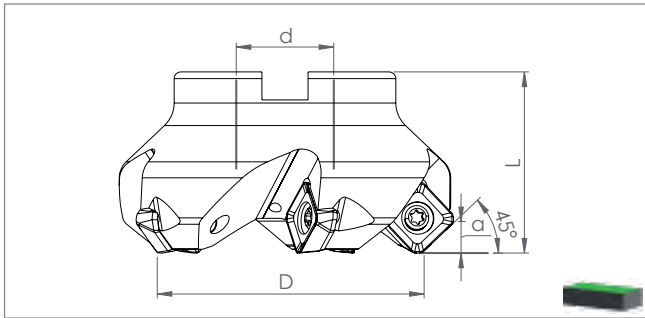
Cooling mounting screw is optional / See Page "K438" for cooling mounting screws.  
İçten su vermeli montaj vidaları opsiyoneldir. / Bkz. Sayfa "K438" İçten su vermeli montaj vidaları için.

Size Designation	Master Insert**	Spare Parts		
		Screw	Torx Key	Screw Torque Value
D50 - D80	 SEMT 13T3..	 SSV M4x12x5-9529	 STK-T15-9910	 N-m 4,3



Ordering Code	Item Designation		Dimensions (mm)					Master Insert*
			D	Z	d	L	a	
	<b>TK45 R345-13..</b>							
SM46269	TK45 R345-13 D50 A22 Z05-H	✓	50	5	22	40	6	R345-13..
SM46276	TK45 R345-13 D63 A22 Z06-H	✓	63	6	22	40	6	
SM46283	TK45 R345-13 D80 A27 Z07-H	✓	80	7	27	50	6	
SM46290	TK45 R345-13 D100 A32 Z09-H	✓	100	9	32	50	6	

Size Designation	Master Insert*	Spare Parts		
		Screw	Torx Key	Screw Torque Value
D50 - D100	 R345-13..	 SSV M4x12-9515	 STK-T15-9910	 4,3

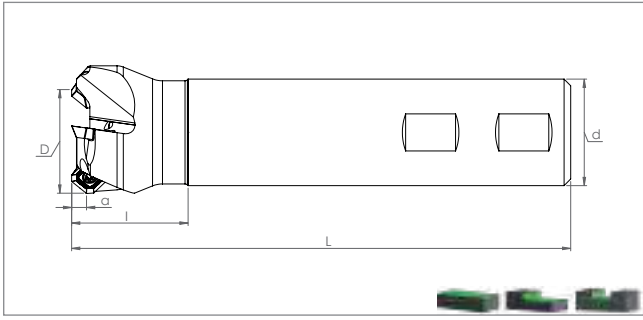


Ordering Code	Item Designation		Dimensions (mm)					Master Insert*
			D	Z	d	L	a	
	<b>TK45 SNMT 1205..</b>							
SM46498	TK45 SNMT12 D50 A22 Z04-H	✓	50	4	22	40	6.5	SNMT 1205..
SM46504	TK45 SNMT12 D63 A22 Z05-H	✓	63	5	22	40	6.5	
SM46511	TK45 SNMT12 D80 A27 Z06-H	✓	80	6	27	50	6.5	
SM46528	TK45 SNMT12 D100 A32 Z07-H	✓	100	7	32	50	6.5	
SM46535	TK45 SNMT12 D125 B40 Z08	-	125	8	40	63	6.5	
SM46542	TK45 SNMT12 D160 C40 Z10	-	160	10	40	63	6.5	

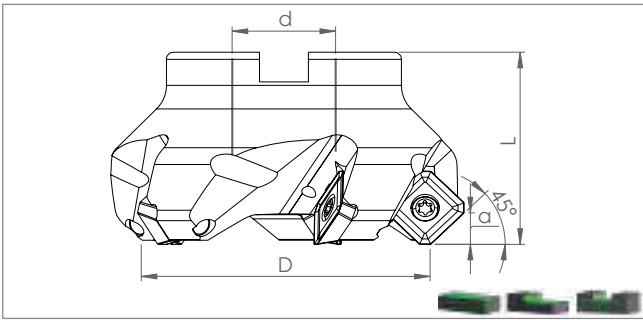
Cooling mounting screw is optional / See Page "K438" for cooling mounting screws.  
İçten su vermeli montaj vidaları opsiyoneldir. / Bkz. Sayfa "K438" İçten su vermeli montaj vidaları için.

Size Designation	Master Insert**	Spare Parts		
		Screw	Torx Key	Screw Torque Value
D50 - D160	 SNMT 1205..	 SSV M4x12x6-9517	 STK-T15-9910	 4,3

\*Suitable Insert brand is SDV  
\*\*Suitable Insert brand is PRMT



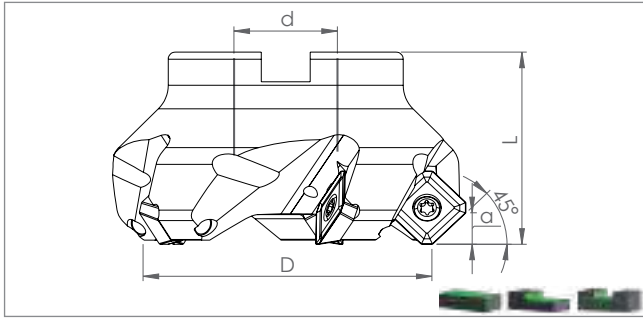
Ordering Code	Item Designation	Dimensions (mm)							Master Insert*
			D	d	Z	L	l	a	
<b>ST45 SEET 0903.. KRLY</b>									
SM59085	ST45 SE0903 D25 W25 L150 Z02-H	✓	25	25	2	150	40	4	SEET 0903..
SM59092	ST45 SE0903 D32 W32 L150 Z03-H	✓	32	32	3	150	40	4	
SM59108	ST45 SE0903 D35 W32 L150 Z03-H	✓	35	32	3	150	40	4	
SM59115	ST45 SE0903 D40 W32 L150 Z04-H	✓	40	32	4	150	40	4	





Ordering Code	Item Designation	Dimensions (mm)						Master Insert*
			D	Z	d	L	a	
<b>TK45 SEET 0903.. KRLY</b>								
SM54356	TK45 SE0903 D40 A16 Z04-H	✓	40	4	16	40	4	SEET 0903..
SM54363	TK45 SE0903 D50 A22 Z05-H	✓	50	5	22	40	4	
SM54370	TK45 SE0903 D63 A22 Z06-H	✓	63	6	22	40	4	
SM54387	TK45 SE0903 D80 A27 Z08-H	✓	80	8	27	50	4	

Cooling mounting screw is optional / See Page "K438" for cooling mounting screws.  
İçten su vermeli montaj vidaları opsiyoneldir. / Bkz. Sayfa "K438" İçten su vermeli montaj vidaları için.

Size Designation	Master Insert*	Spare Parts		
		Screw	Torx Key	Screw Torque Value
D25 - D80				
		SSV M3x8-9508	STK-T08-9908	N-m 1,9

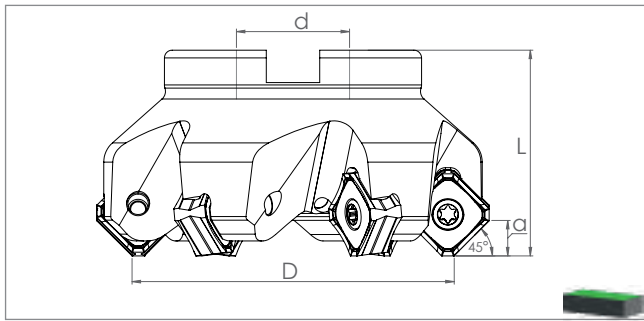


Ordering Code	Item Designation	Dimensions (mm)						Master Insert*
			D	Z	d	L	a	
	<b>TK45 SE..14M4 KRLY</b>							
SM53274	TK45 SE14 D50 A22 Z04-H	✓	50	4	22	40	6.5	SE.. 14M4..
SM53281	TK45 SE14 D63 A22 Z05-H	✓	63	5	22	40	6.5	
SM53298	TK45 SE14 D80 A27 Z06-H	✓	80	6	27	50	6.5	
SM53304	TK45 SE14 D100 A32 Z07-H	✓	100	7	32	50	6.5	
SM53311	TK45 SE14 D125 B40 Z08	-	125	8	40	63	6.5	

Cooling mounting screw is optional / See Page "K438" for cooling mounting screws.  
İçten su vermeli montaj vidaları opsiyoneldir. / Bkz. Sayfa "K438" İçten su vermeli montaj vidaları için.



Size Designation	Master Insert*	Spare Parts		
		Screw	Torx Key	Screw Torque Value
				 N·m
D50 - D125	SE.. 14M4	SSV M4x10-9514	STK-T15-9910	4,3



Ordering Code	Item Designation	Dimensions (mm)						Master Insert*
			D	Z	d	L	a	
<b>TK45</b>								
<b>SNMU 1307.. /ONMU 0705../RNMU 1307.. (R)</b>								
SM00289	TK45 SN1307 D63 A22 Z06-H	✓	63	6	22	40	6	SNMU 1307..
SM00290	TK45 SN1307 D80 A27 Z08-H	✓	80	8	27	50	6	
SM00291	TK45 SN1307 D100 A32 Z08-H	✓	100	8	32	50	6	

<b>ONMU 0705.. (45)*</b>					
D	Z	d	L	a	
66	6	22	38.5	3.40	ONMU 0705..
83	8	27	48.5	3.40	
103	8	32	48.5	3.40	



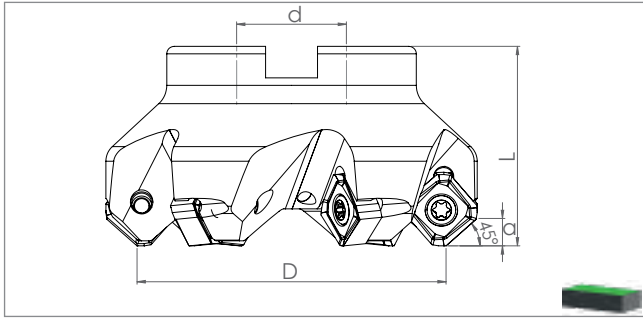
<b>RNMU 1307.. (R)*</b>					
D	Z	d	L	a	
61.7	6	22	38.5	6	RNMU 1307..
78.7	8	27	48.5	6	
98.7	8	32	48.5	6	





Cooling mounting screw is optional / See Page "K438" for cooling mounting screws.  
İçten su vermeli montaj vidaları opsiyoneldir. / Bkz. Sayfa "K438" içten su vermeli montaj vidaları için.





Size Designation	Master Insert*	Spare Parts		
		Screw	Torx Key	Screw Torque Value
D63 - D100		 SSV M4x12x5-9529	 STK-T15-9910	N·m 4,3

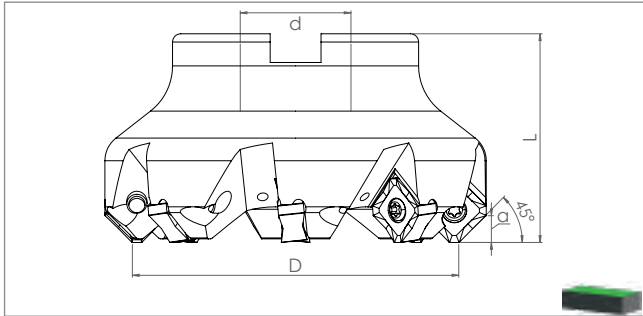






Ordering Code	Item Designation	Dimensions (mm)						Master Insert*
			D	Z	d	L	a	
	<b>TK45 SNEG 1205..</b>							
SM54158	TK45 SNEG12 D50 A22 Z05-H	✓	50	5	22	40	7	SNEG 1205..
SM54165	TK45 SNEG12 D63 A22 Z06-H	✓	63	6	22	40	7	
SM54172	TK45 SNEG12 D80 A27 Z07-H	✓	80	7	27	50	7	
SM54189	TK45 SNEG12 D100 A32 Z09-H	✓	100	9	32	50	7	
SM54196	TK45 SNEG12 D125 B40 Z11	-	125	11	40	63	7	
SM54202	TK45 SNEG19 D160 C40 Z12	-	160	12	40	63	7	

Cooling mounting screw is optional / See Page "K438" for cooling mounting screws.  
İçten su vermeli montaj vidaları opsiyoneldir. / Bkz. Sayfa "K438" İçten su vermeli montaj vidaları için.

Size Designation	Master Insert*	Spare Parts		
		Screw	Torx Key	Screw Torque Value
				 N-m
D50 - D160	SNEG 1205..	SSV M4x12x5-9529	STK-T15-9910	4,3



Ordering Code	Item Designation	Dimensions (mm)						Master Insert*
			D	Z	d	L	a	
	<b>TK45 SN.X 1306..</b>							
SM54219	TK45 SN1306 D50 A22 Z04-H	✓	50	4	22	40	7	SN.X 1306..
SM54226	TK45 SN1306 D63 A22 Z05-H	✓	63	5	22	40	7	
SM54233	TK45 SN1306 D80 A27 Z06-H	✓	80	6	27	50	7	

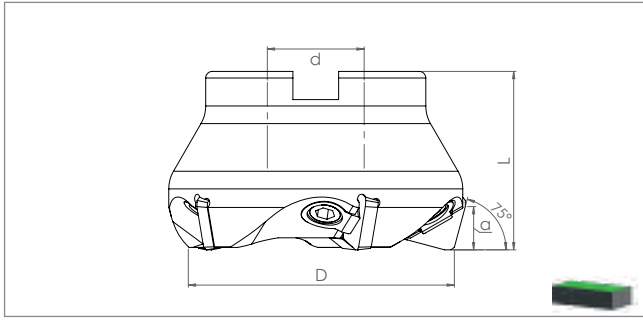
Cooling mounting screw is optional / See Page "K438" for cooling mounting screws.  
İçten su vermeli montaj vidaları opsiyoneldir. / Bkz. Sayfa "K438" İçten su vermeli montaj vidaları için.



Size Designation	Master Insert**	Spare Parts		
		Screw	Torx Key	Screw Torque Value
				 N-m
D50 - D80	SN.X 1306..	SSV M4x12-9515	STK-T15-9910	4,3

\*Suitable Insert brand is ZCC-CT





\*\*Suitable Insert brand is TGTC

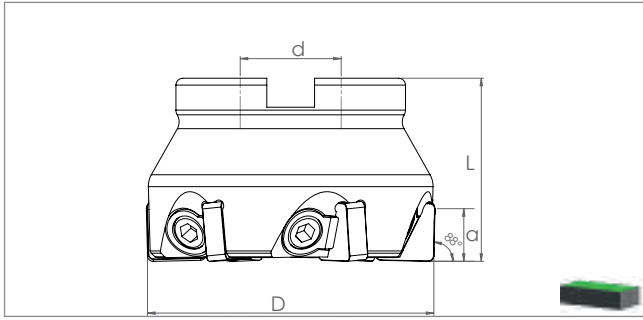






Ordering Code	Item Designation	Dimensions (mm)						Master Insert*
			D	Z	d	L	a	
	<b>TK75 SPKN 1203.. ISO</b>							
SM32675	TK75 SP12 D50 A22 Z04	-	50	4	22	40	9.5	SPKN 1203..
SM32682	TK75 SP12 D63 A22 Z05	-	63	5	22	40	9.5	
SM32705	TK75 SP12 D80 A27 Z06	-	80	6	27	50	9.5	
SM32729	TK75 SP12 D100 A32 Z07	-	100	7	32	50	9.5	
SM32743	TK75 SP12 D125 B40 Z08	-	125	8	40	63	9.5	
SM38547	TK75 SP12 D160 C40 Z09	-	160	9	40	63	9.5	
SM32750	TK75 SP12 D200 C60 Z12	-	200	12	60	63	9.5	
SM38530	TK75 SP12 D315 D60 Z18	-	315	18	60	63	9.5	







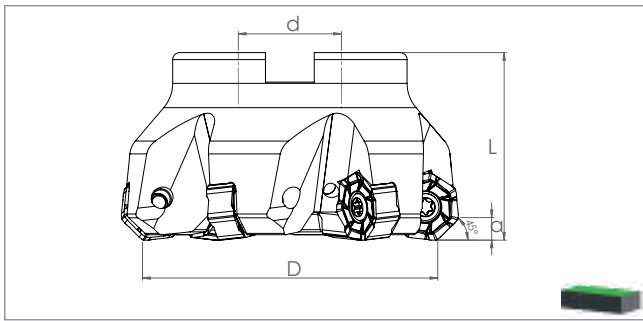
Size Designation	Master Insert*	Spare Parts		
		Clamp Part	Screw	Allen Key
D50 - D315	 SPKN.. 1203..	 TKBP 916	 TKSV M8x1x18 9227	 SAK-AA5-9904






Ordering Code	Item Designation	Dimensions (mm)						Master Insert*
			D	Z	d	L	a	
	<b>TK88 SNGN 1204.. KYCR</b>							
SM53328	TK88 SN1204 D63 A22 Z06	-	63	6	22	40	11	SNGN 1204..
SM53335	TK88 SN1204 D80 A27 Z07	-	80	7	27	50	11	
SM53342	TK88 SN1204 D100 A32 Z08	-	100	8	32	50	11	

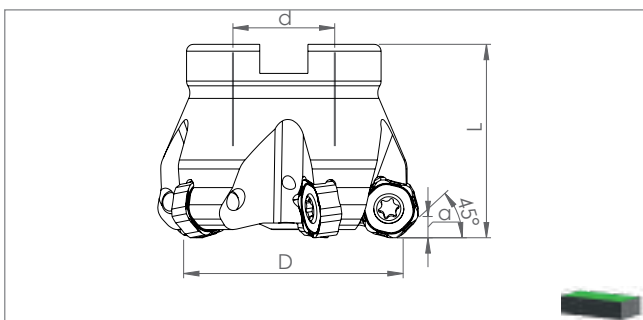





Size Designation	Master Insert*	Spare Parts		
		Clamp Part	Screw	Allen Key
				
D63 - D100	SNGN 1204..	TKBP 9116	TKSV M8x1x18 9227	SAK-AA5-9904



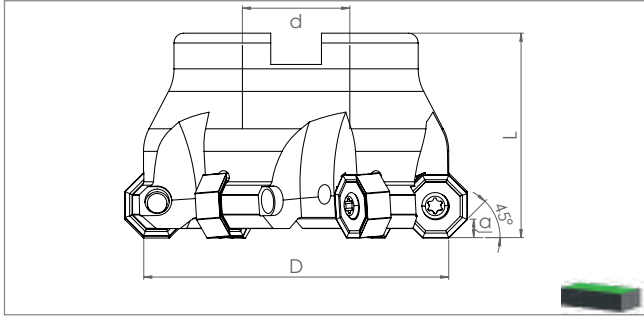
Ordering Code	Item Designation	Dimensions (mm)						Master Insert*
			D	Z	d	L	a	
<b>TK45 XNMU</b> 0605.. / 0906..			D	Z	d	L	a	
SM55209	TK45 XN06 D50 A22 Z05-H	✓	50	5	22	40	3.5	XNMU 0605..
SM55216	TK45 XN06 D63 A22 Z06-H	✓	63	6	22	40	3.5	
SM55223	TK45 XN06 D80 A27 Z08-H	✓	80	8	27	50	3.5	
SM55230	TK45 XN06 D100 A32 Z09-H	✓	100	9	32	50	3.5	
SM55308	TK45 XN09 D63 A22 Z05-H	✓	63	5	22	40	5	XNMU 0906..
SM55315	TK45 XN09 D80 A27 Z06-H	✓	80	6	27	50	5	
SM55322	TK45 XN09 D100 A32 Z08-H	✓	100	8	32	50	5	
SM55339	TK45 XN09 D125 B40 Z10	-	125	10	40	63	5	



Size Designation	Master Insert*	Spare Parts		
		Screw	Torx Key	Screw Torque Value
D50 - D100	 XNMU 0605..	 SSV M4x12-9515	 STK-T15-9910	 N·m 4,3
D63 - D125	XNMU 0906..	SSV M5x13-9519	STK-T20-9911	8,5



Ordering Code	Item Designation	Dimensions (mm)						Master Insert*
			D	Z	d	L	a	
<b>TK45 HNKX</b> 0604..			D	Z	d	L	a	
SM46702	TK45 HNKX06 D50 A22 Z05-H	✓	50	5	22	40	3.5	HNKX 0604..
SM46719	TK45 HNKX06 D63 A22 Z06-H	✓	63	6	22	40	3.5	
SM46726	TK45 HNKX06 D80 A27 Z08-H	✓	80	8	27	50	3.5	

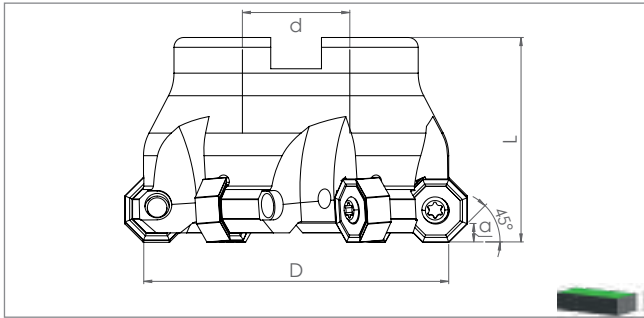
Size Designation	Master Insert**	Spare Parts		
		Screw	Torx Key	Screw Torque Value
D50 - D80	 HNKX 0604..	 SSV M4x12-9515	 STK-T15-9910	 N·m 4,3





Ordering Code	Item Designation	Dimensions (mm)						Master Insert*
			D	Z	d	L	a	
	<b>TK45 ON.X 0505..</b>							
SM28760	TK45 ON05 D50 A22 Z05-H	✓	50	5	22	40	3.5	ON.X 0505..
SM28753	TK45 ON05 D63 A22 Z06-H	✓	63	6	22	40	3.5	
SM28746	TK45 ON05 D80 A27 Z07-H	✓	80	7	27	50	3.5	
SM28739	TK45 ON05 D100 A32 Z08-H	✓	63	8	22	40	3.5	



Cooling mounting screw is optional / See Page "K438" for cooling mounting screws.  
İçten su vermeli montaj vidaları opsiyoneldir. / Bkz. Sayfa "K438" İçten su vermeli montaj vidaları için.

Size Designation	Master Insert*	Spare Parts		
		Screw	Torx Key	Screw Torque Value
				 N-m
D50 - D100	ON.X 0505..	SSV M5x13-9519	STK-T20-9911	8,5

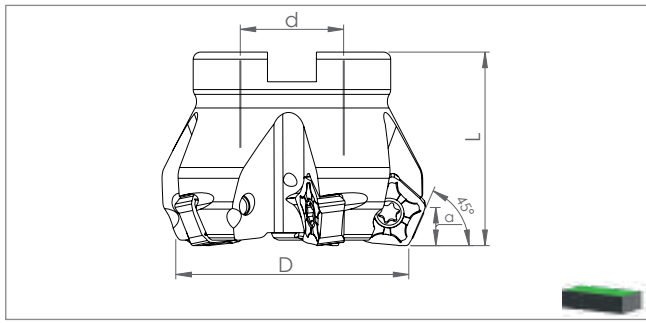




Ordering Code	Item Designation	Dimensions (mm)						Master Insert*
			D	Z	d	L	a	
	<b>TK45 ON.X 0606..</b>							
SM32453	TK45 ON06 D63 A22 Z05-H	✓	63	5	22	40	4	ON.X 0606..
SM32477	TK45 ON06 D80 A27 Z06-H	✓	80	6	27	50	4	
SM24588	TK45 ON06 D100 A32 Z07-H	✓	100	7	32	50	4	
SM32507	TK45 ON06 D125 B40 Z08	-	125	8	40	63	4	

Cooling mounting screw is optional / See Page "K438" for cooling mounting screws.  
İçten su vermeli montaj vidaları opsiyoneldir. / Bkz. Sayfa "K438" İçten su vermeli montaj vidaları için.


Size Designation	Master Insert**	Spare Parts		
		Screw	Torx Key	Screw Torque Value
				 N-m
D63 - D125	ON.X 0606..	SSV M5x13-9519	STK-T20-9911	8,5

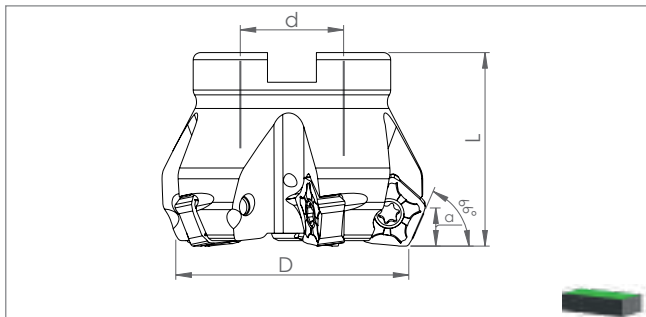
\*Suitable Insert brand is ISC  
\*\*Suitable Insert brand is KRLY





Ordering Code	Item Designation	Dimensions (mm)						Master Insert*
			D	Z	d	L	a	
	<b>TK45 PNMU 1205..</b>							
SM46894	TK45 PN12 D63 A22 Z05-H	✓	63	5	22	40	6	PNMU 1205..
SM46900	TK45 PN12 D80 A27 Z07-H	✓	80	7	27	50	6	
SM46917	TK45 PN12 D100 A32 Z09-H	✓	100	9	32	50	6	
SM46924	TK45 PN12 D125 B40 Z11	-	125	11	40	63	6	

Cooling mounting screw is optional / See Page "K438" for cooling mounting screws.  
İçten su vermeli montaj vidaları opsiyoneldir. / Bkz. Sayfa "K438" İçten su vermeli montaj vidaları için.

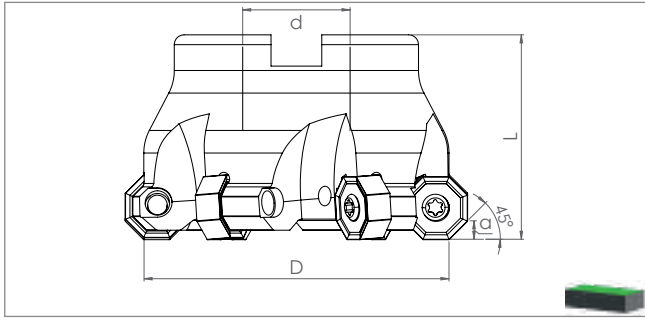
Size Designation	Master Insert*	Spare Parts		
		Screw	Torx Key	Screw Torque Value
D63 - D125	 PNMU 1205..	 SSV M5x13-9519	 STK-T20-9911	 N-m 8,5






Ordering Code	Item Designation	Dimensions (mm)						Master Insert*
			D	Z	d	L	a	
	<b>TK66 PNMU 0905..</b>							
SM46931	TK66 PN09 D50 A22 Z05-H	✓	50	5	22	40	6	PNMU 0905..
SM46948	TK66 PN09 D63 A22 Z06-H	✓	63	6	22	40	6	
SM46955	TK66 PN09 D80 A27 Z08-H	✓	80	8	27	50	6	
SM46962	TK66 PN09 D100 A32 Z10-H	✓	100	10	32	50	6	
SM46979	TK66 PN09 D125 B40 Z12	-	125	12	40	63	6	

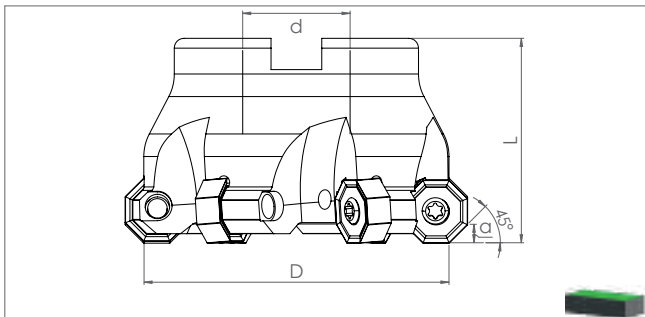
Cooling mounting screw is optional / See Page "K438" for cooling mounting screws.  
İçten su vermeli montaj vidaları opsiyoneldir. / Bkz. Sayfa "K438" İçten su vermeli montaj vidaları için.




Size Designation	Master Insert*	Spare Parts		
		Screw	Torx Key	Screw Torque Value
D50- D125	 PNMU 0905..	 SSV M4x12x5-9529	 STK-T15-9910	 N-m 4,3



Ordering Code	Item Designation	Dimensions (mm)						Master Insert*
			D	Z	d	L	a	
<b>TK45 ON.X 0806..</b>								
SM28722	TK45 ON08 D63 A22 Z05-H	✓	63	5	22	40	5.5	ON.X 0806..
SM28715	TK45 ON08 D80 A27 Z06-H	✓	80	6	27	50	5.5	
SM28708	TK45 ON08 D100 A32 Z07-H	✓	100	7	32	50	5.5	
SM14695	TK45 ON08 D125 B40 Z08	-	125	8	40	63	5.5	
SM14718	TK45 ON08 D160 C40 Z10	-	160	10	40	63	5.5	
SM25219	TK45 ON08 D200 C60 Z12	-	200	12	60	63	5.5	

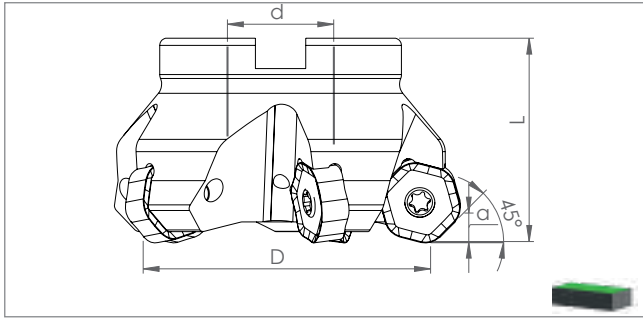
Size Designation	Master Insert*	Spare Parts		
		Screw	Torx Key	Screw Torque Value
D63 - D200	 ON.X 0606..	 SSV M5x13-9519	 STK-T20-9911	 N-m 8,5





Ordering Code	Item Designation	Dimensions (mm)						Master Insert*
			D	Z	d	L	a	
<b>TK45 ONHU 0604.. / 08T6..</b>								
SM42865	TK45 ONHU06 D63 A22 Z05-H	✓	63	5	22	40	4	ONHU 0604..
SM42872	TK45 ONHU06 D80 A27 Z06-H	✓	80	6	27	50	4	
SM42889	TK45 ONHU06 D100 A32 Z07-H	✓	100	7	32	50	4	
SM44913	TK45 ONHU08 D63 A22 Z05-H	✓	63	5	22	40	5	ONHU 08T6..
SM44920	TK45 ONHU08 D80 A27 Z06-H	✓	80	6	27	50	5	
SM44937	TK45 ONHU08 D100 A32 Z07-H	✓	100	7	32	50	5	

Size Designation	Master Insert**	Spare Parts		
		Screw	Torx Key	Screw Torque Value
D63 - D100	 ONHU 0604..	 SSV M4x12-9515	 STK-T15-9910	 N-m 4,3
D63 - D100	ONHU 08T6..	 SSV M5x13-9519	 STK-T20-9911	 N-m 8,5




\*Suitable Insert brand is ISO  
\*\*Suitable Insert brand is ZCC-CT



Ordering Code	Item Designation	Dimensions (mm)						Master Insert*
			D	Z	d	L	a	
	<b>TK45 HN.J</b> 0604.. / 0704.. / 0905..							
SM40588	TK45 HN0604 D50 A22 Z05-H	✓	50	5	22	40	3.23	HN.J 0604..*
SM42841	TK45 HN0604 D63 A22 Z06-H	✓	63	6	22	40	3.23	
SM42858	TK45 HN0604 D80 A27 Z07-H	✓	80	7	27	50	3.23	
SM44043	TK45 HN0704 D50 A22 Z05-H	✓	50	5	22	40	3.5	HN.J 0704..**
SM44050	TK45 HN0704 D63 A22 Z06-H	✓	63	6	22	40	3.5	
SM44067	TK45 HN0704 D80 A27 Z08-H	✓	80	8	27	50	3.5	
SM42933	TK45 HN0905 D50 A22 Z04-H	✓	50	4	22	40	4.5	HN.J 0905..***
SM42940	TK45 HN0905 D63 A22 Z05-H	✓	63	5	22	40	4.5	
SM42957	TK45 HN0905 D80 A27 Z06-H	✓	80	6	27	50	4.5	
SM42964	TK45 HN0905 D100 A32 Z08-H	✓	100	8	32	50	4.5	
SM42971	TK45 HN0905 D125 B40 Z10	-	125	10	40	63	4.5	
SM42988	TK45 HN0905 D160 C40 Z12	-	160	12	40	63	4.5	

Cooling mounting screw is optional / See Page "K438" for cooling mounting screws.  
İçten su vermeli montaj vidaları opsiyoneldir. / Bkz. Sayfa "K438" içten su vermeli montaj vidaları için.



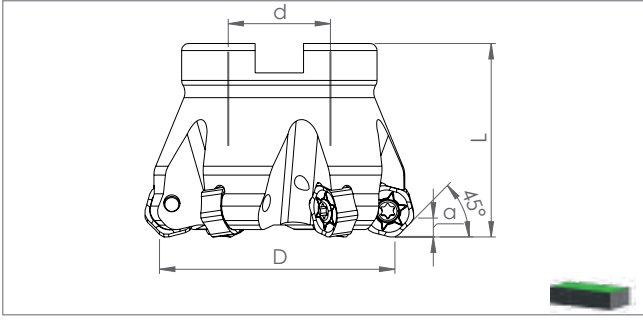
Size Designation	Master Insert*	Spare Parts		
		Screw	Torx Key	Screw Torque Value
D50 - D80	HN.J 0604..*			 N·m
D50 - D80	HN.J 0704..**	SSV M4x12-9515	STK-T15-9910	4,3
D50 - D160	HN.J 0905..***	SSV M4x9x5-9528		
		SSV M4x12-9515		

\*Suitable Insert brand is KNMTL

\*\*Suitable Insert brand is WDA

\*\*\*Suitable Insert brand is KNMTL/WDA





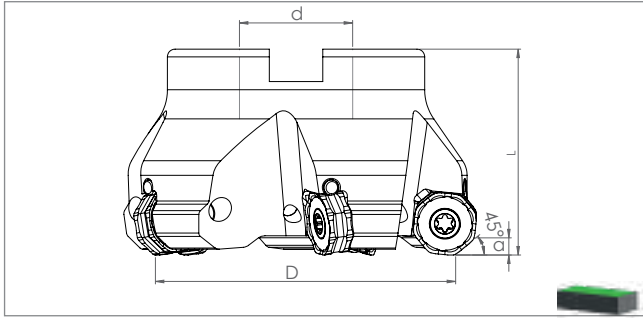
Ordering Code	Item Designation	Dimensions (mm)							Master Insert*
			D	Z	d	L	a		
	<b>TK45 HNGX 0604.. / 0906..</b>								
SM42742	TK45 HN06 D50 A22 Z05-H	✓	50	5	22	40	3	HNGX 0604..	
SM40519	TK45 HN06 D63 A22 Z06-H	✓	63	6	22	40	3		
SM40526	TK45 HN06 D80 A27 Z07-H	✓	80	7	27	50	3		
SM40533	TK45 HN06 D100 A32 Z08-H	✓	100	8	32	50	3	HNGX 0906..	
SM42896	TK45 HN09 D63 A22 Z05-H	✓	63	5	22	40	5		
SM40540	TK45 HN09 D80 A27 Z06-H	✓	80	6	27	50	5		
SM40557	TK45 HN09 D100 A32 Z08-H	✓	100	8	32	50	5		
SM40564	TK45 HN09 D125 B40 Z10	-	125	10	40	63	5		
SM40571	TK45 HN09 D160 C40 Z12	-	160	12	40	63	5		



Cooling mounting screw is optional / See Page "K438" for cooling mounting screws.  
İçten su vermeli montaj vidaları opsiyoneldir. / Bkz. Sayfa "K438" İçten su vermeli montaj vidaları için.



Size Designation	Master Insert*	Spare Parts		
		Screw	Torx Key	Screw Torque Value
D50 - D100	HNGX 0604..	SSV M3x8-9508	STK-T08-9908	1,9
D63 - D160	HNGX 0906..	SSV M4x12-9515	STK-T15-9910	4,3



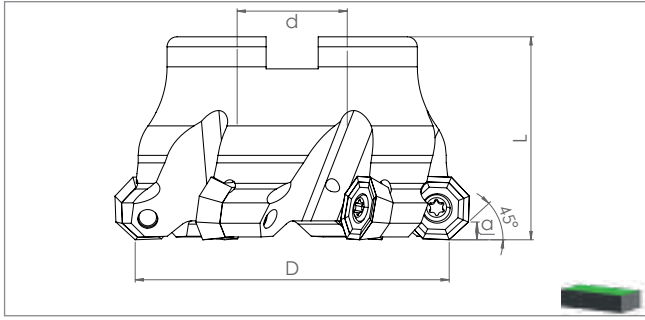


Ordering Code	Item Designation	Dimensions (mm)						Master Insert*
			D	Z	d	L	a	
	<b>TK45 ONMU 0504..</b>							
SM53502	TK45 ON0504 D50 A22 Z05-H	✓	50	5	22	40	3	ONMU 0504..
SM53519	TK45 ON0504 D63 A22 Z05-H	✓	63	5	22	40	3	
SM53526	TK45 ON0504 D80 A27 Z08-H	✓	80	8	27	50	3	
SM54707	TK45 ON0504 D100 A32 Z09-H	✓	100	9	32	50	3	

Cooling mounting screw is optional / See Page "K438" for cooling mounting screws.  
İçten su vermeli montaj vidaları opsiyoneldir. / Bkz. Sayfa "K438" İçten su vermeli montaj vidaları için.

Size Designation	Master Insert*	Spare Parts		
		Screw	Torx Key	Screw Torque Value
				 N·m
D50 - D100	ONMU 0504..	SSV M4x10-9514	STK-T15-9910	4,3

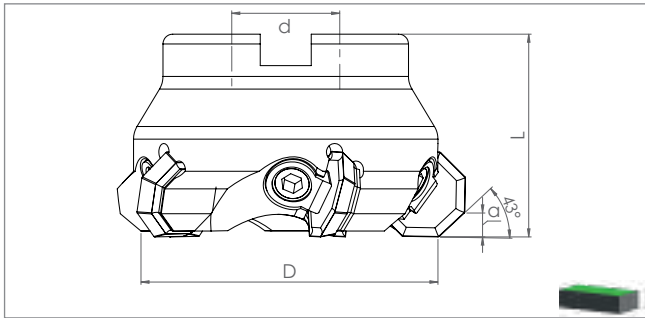




Ordering Code	Item Designation	Dimensions (mm)						Master Insert*
	<b>TK45 OD.. 0504..</b>		D	Z	d	L	a	
SM28814	TK45 OD05 D40 A16 Z04-H	✓	40	4	16	40	3.5	OD.. 0504..
SM28807	TK45 OD05 D50 A22 Z05-H	✓	50	5	22	40	3.5	
SM28791	TK45 OD05 D63 A22 Z06-H	✓	63	6	22	40	3.5	
SM28784	TK45 OD05 D80 A27 Z07-H	✓	80	7	27	50	3.5	
SM28777	TK45 OD05 D100 A32 Z08-H	✓	100	8	32	50	3.5	

Cooling mounting screw is optional / See Page "K438" for cooling mounting screws.  
İçten su vermeli montaj vidaları opsiyoneldir. / Bkz. Sayfa "K438" İçten su vermeli montaj vidaları için.

Size Designation	Master Insert*	Spare Parts		
		Screw	Torx Key	Screw Torque Value
D40 - D100	OD.. 0504..	 SSV M3.5x10-9511	 STK-T15-9910	 N·m 2,9

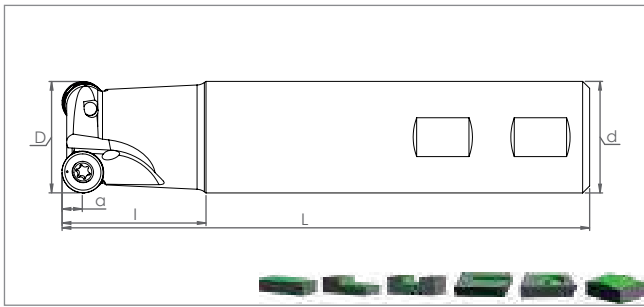





Ordering Code	Item Designation	Dimensions (mm)						Master Insert*
	<b>TK43 OF.. 07T3..</b>		D	Z	d	L	a	
SM25172	TK43 OF07T3 D63 A22 Z05	-	63	5	22	40	3	OF.. 07T3..
SM25189	TK43 OF07T3 D80 A27 Z06	-	80	6	27	50	3	
SM25196	TK43 OF07T3 D100 A32 Z07	-	100	7	32	50	3	
SM25202	TK43 OF07T3 D125 B40 Z09	-	125	9	40	63	3	

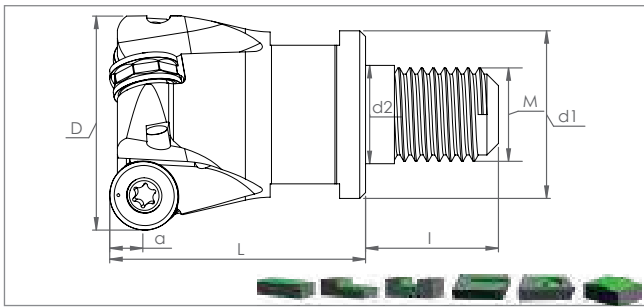
Size Designation	Master Insert*	Spare Parts		
		Clamp Part	Screw	Allen Key
D63 - D125	OF.. 07T3..	 TKBP 9116	 TKSV M8x1x18 9227	 SAK-AA5-9904




\*Suitable Insert brand is PRMT

\*\*Suitable Insert brand is ISO



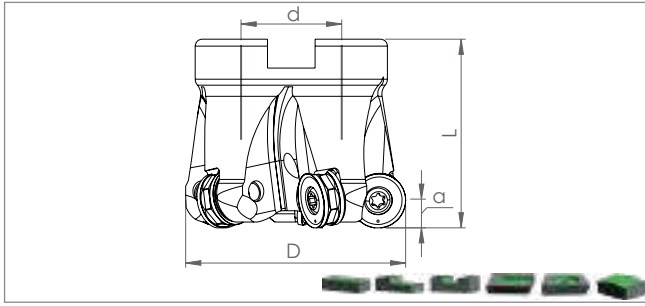
Ordering Code	Item Designation	Dimensions (mm)								Master Insert*
			D	d	Z	L	l	a		
	<b>ST RNMU</b> 1004.. / 1205..									
SM45446	ST RN10 D25 W25 L150 Z02-H	✓	25	25	2	150	40	5		RNMU 1004..
SM45453	ST RN10 D32 W32 L150 Z03-H	✓	32	32	3	150	40	5		
SM47624	ST RN12 D32 W32 L150 Z02-H	✓	32	32	2	150	40	6		RNMU 1205..
SM47631	ST RN12 D40 W32 L150 Z03-H	✓	40	32	3	150	30	6		





Ordering Code	Item Designation	Dimensions (mm)										Master Insert*
			D	Z	d1	d2	L	l	M	a		
	<b>MT RNMU</b> 1004.. / 1205..											
SM48959	MT RN10 D25 M12 L35 Z02-H	✓	25	2	21	12.5	35	23	12	5		RNMU 1004..
SM48966	MT RN10 D32 M16 L43 Z03-H	✓	32	3	29	17	43	23	16	5		
SM48973	MT RN12 D32 M16 L43 Z02-H	✓	32	2	29	17	43	23	16	6		RNMU 1205..
SM40151	MT RN12 D40 M16 L43 Z03-H	✓	40	3	29	17	43	23	16	6		

Copy Milling Tools





Size Designation	Master Insert*	Spare Parts		
		Screw	Torx Key	Screw Torque Value
D25 - D50		 SSV M3.5x10-9511	 STK-T15-9910	 N·m 2,9
D32 - D40	RNMU 1205..	 SSV M4x9x5-9528		4,3

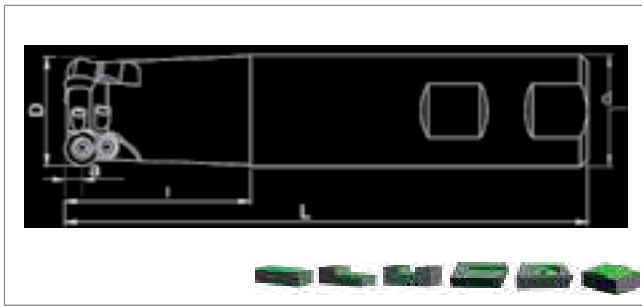


Ordering Code	Item Designation	Dimensions (mm)						Master Insert*
			D	Z	d	L	a	
	<b>TK RNMU</b> 1004.. / 1205.. / 1606..							
SM43060	TK RN10 D40 A16 Z04-H	✓	40	4	16	40	5	RNMU 1004..
SM43077	TK RN10 D50 A22 Z05-H	✓	50	5	22	40	5	
SM43084	TK RN12 D40 A16 Z04-H	✓	40	4	16	40	6	
SM40168	TK RN12 D50 A22 Z05-H	✓	50	5	22	40	6	RNMU 1205..
SM43091	TK RN12 D63 A22 Z06-H	✓	63	6	22	40	6	
SM43107	TK RN16 D50 A22 Z04-H	✓	50	4	22	40	8	RNMU 1606..
SM43114	TK RN16 D63 A22 Z05-H	✓	63	5	22	40	8	
SM43121	TK RN16 D80 A27 Z06-H	✓	80	6	27	50	8	

Cooling mounting screw is optional / See Page "K438" for cooling mounting screws.  
İçten su vermeli montaj vidaları opsiyoneldir. / Bkz. Sayfa "K438" İçten su vermeli montaj vidaları için.



Size Designation	Master Insert*	Spare Parts		
		Screw	Torx Key	Screw Torque Value
D25 - D50		 SSV M3.5x10- <b>9511</b>	 STK-T15- <b>9910</b>	 N·m 2,9
D32 - D63	RNMU 1205..	SSV M4x9x5- <b>9528</b>		
D50 - D80	RNMU 1606..	SSV M5x13- <b>9519</b>	STK-T20- <b>9911</b>	8,5

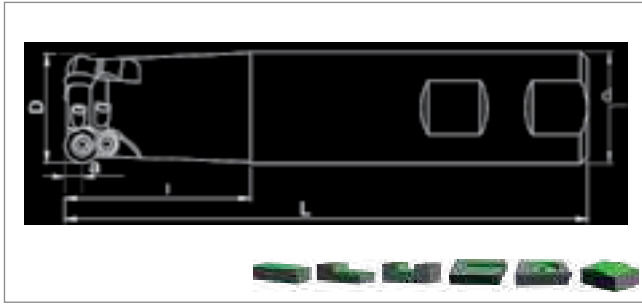




Ordering Code	Item Designation	Dimensions (mm)									Master Insert*
			D	d	Z	L	l	a			
	<i>ST RD..</i> <i>0501.. / 0702.. / 0803..</i>										
SM58972	ST RD05 D08 W10 L100 Z01-H	✓	8	10	1	100	20	2.5	RDMX 0501..*		
SM58989	ST RD05 D10 W12 L100 Z02-H	✓	10	12	2	100	20	2.5			
SM58996	ST RD05 D12 W12 L100 Z02-H	✓	12	12	2	100	20	2.5			
SM59009	ST RD05 D14 W12 L100 Z03-H	✓	14	12	3	100	20	2.5			
SM45415	ST RD07 D16 W16 L120 Z02	-	16	16	2	120	30	3.5	RDKW 0702..**		
SM45422	ST RD07 D20 W20 L120 Z02	-	20	20	2	120	30	3.5			
SM54400	ST RD07 D20 W20 L120 Z03	-	20	20	3	120	30	3.5			
SM45439	ST RD07 D25 W25 L120 Z03	-	25	25	3	120	30	3.5			
SM45417	ST RD07 D25 W25 L120 Z04	-	25	25	4	120	30	3.5			
SM13124	ST RD08 D16 W16 L120 Z02	-	16	16	2	120	30	4	RD.. 0803..**		
SM13162	ST RD08 D16 W16 L150 Z02	-	16	16	2	150	40	4			
SM13131	ST RD08 D20 W20 L120 Z02	-	20	20	2	120	30	4			
SM13179	ST RD08 D20 W20 L150 Z02	-	20	20	2	150	40	4			
SM13209	ST RD08 D20 C20 L200 Z02	-	20	20	2	200	50	4			
SM13148	ST RD08 D25 W25 L120 Z03	-	25	25	3	120	30	4			
SM13186	ST RD08 D25 W25 L150 Z03	-	25	25	3	150	40	4			
SM13216	ST RD08 D25 C25 L200 Z03	-	25	25	3	200	50	4			
SM13155	ST RD08 D32 W32 L120 Z04	-	32	32	4	120	30	4			
SM13193	ST RD08 D32 W32 L150 Z04	-	32	32	4	150	40	4			
SM13223	ST RD08 D32 C32 L200 Z04	-	32	32	4	200	50	4			



Copy Milling Tools






Size Designation	Master Insert*	Spare Parts					Screw Torque Value
		Screw	Torx Key	Wedge Clamp	Clamp Screw	N·m	
D10 - D14	RDMX 0501..*	 SSV M2x4-9521	 STK-T06-9906			0,6	
D16 - D25	RDKW 0702..**	 SSV M2.5x5-9505	 STK-T08-9908	-	-	1,2	
D16 - D32	RD.. 0803..**	 SSV M3x6-9507				1,9	



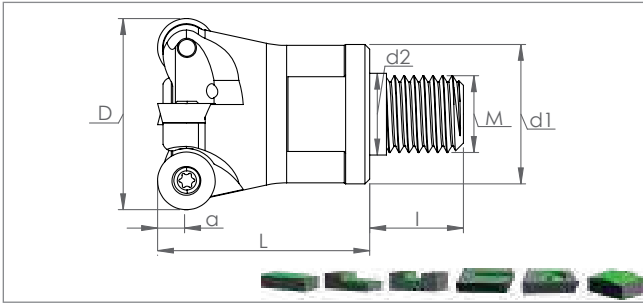
Ordering Code	Item Designation	Dimensions (mm)								Master Insert*
			<i>D</i>	<i>d</i>	<i>Z</i>	<i>L</i>	<i>l</i>	<i>a</i>		
	<i>ST RD..</i> <i>1003.. / 12T3..</i>									
SM13230	ST RD1003 D20 W20 L120 Z02	-	20	20	2	120	30	5	RD.. 1003..	
SM13261	ST RD1003 D20 W20 L150 Z02	-	20	20	2	150	40	5		
SM13292	ST RD1003 D20 C20 L200 Z02	-	20	20	2	200	50	5		
SM13247	ST RD1003 D25 W25 L120 Z03	-	25	25	3	120	30	5		
SM13278	ST RD1003 D25 W25 L150 Z03	-	25	25	3	150	40	5		
SM13308	ST RD1003 D25 C25 L200 Z03	-	25	25	3	200	50	5		
SM37113	ST RD1003 D32 W25 L120 Z03	-	32	25	3	120	30	5		
SM13254	ST RD1003 D32 W32 L120 Z03	-	32	32	3	120	30	5		
SM13285	ST RD1003 D32 W32 L150 Z03	-	32	32	3	150	40	5		
SM37120	ST RD1003 D32 W25 L150 Z03	-	32	25	3	150	30	5		
SM13315	ST RD1003 D32 C32 L200 Z03	-	32	32	3	200	50	5		
SM37137	ST RD1003 D32 C25 L200 Z03	-	32	25	3	200	30	5		
SM13322	ST RD1003 D40 W32 L120 Z04	-	40	32	4	120	30	5		
SM13339	ST RD1003 D40 W32 L150 Z04	-	40	32	4	150	30	5		
SM13346	ST RD1003 D40 C32 L200 Z04	-	40	32	4	200	30	5		
SM13353	ST RD12T3 D25 W25 L120 Z02	-	25	25	2	120	30	6	RD.. 12T3..	
SM13360	ST RD12T3 D25 W25 L150 Z02	-	25	25	2	150	40	6		
SM13377	ST RD12T3 D25 C25 L200 Z02	-	25	25	2	200	50	6		
SM37168	ST RD12T3 D32 W25 L120 Z03	-	32	25	3	120	30	6		
SM13391	ST RD12T3 D32 W32 L150 Z03	-	32	32	3	150	40	6		
SM37182	ST RD12T3 D32 W25 L150 Z03	-	32	25	3	150	30	6		
SM13407	ST RD12T3 D32 C32 L200 Z03	-	32	32	3	200	50	6		
SM39087	ST RD12T3 D32 C25 L200 Z03	-	32	25	3	200	30	6		
SM13414	ST RD12T3 D40 W32 L120 Z04	-	40	32	4	120	30	6		
SM13421	ST RD12T3 D40 W32 L150 Z04	-	40	32	4	150	30	6		
SM13438	ST RD12T3 D40 C32 L200 Z04	-	40	32	4	200	30	6		



Copy Milling Tools

Size Designation	Master Insert*	Spare Parts					Screw Torque Value
		Screw	Torx Key	Wedge Clamp	Clamp Screw	 N·m	
D20	RD.. 1003..	 SSV M3.5x8-9510	STK-T15-9910	 RDTP 9124	 SSV M3.5x11 9532	2,9	
D25 - D40		 SSV M3.5x10-9511					
D25 - D40	RD.. 12T3						

\*Suitable Insert brand is ISO

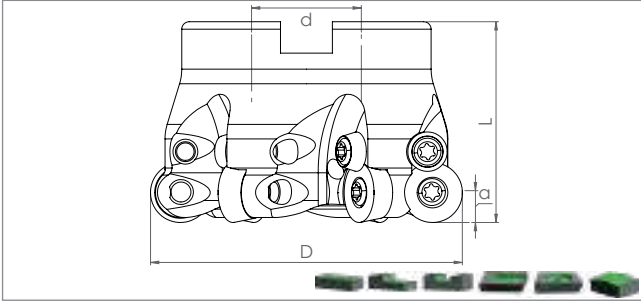





Ordering Code	Item Designation	Dimensions (mm)											Master Insert*	
			D	Z	d1	d2	L	l	M	a				
<b>MT RD..</b> <b>0702../0803../1003../12T3..</b>														
SM56602	MT RD07 D16 M08 L25 Z02-H	✓	16	2	15	8.5	25	17	8	3.5				RDKW 0702..
SM56619	MT RD07 D20 M10 L30 Z03-H	✓	20	3	18	10.5	30	19	10	3.5				
SM56626	MT RD07 D25 M12 L35 Z04-H	✓	25	4	21	12.5	35	23	12	3.5				
SM25783	MT RD08 D16 M08 L25 Z02-H	✓	16	2	15	8.5	25	17	8	4			RD.. 0803..	
SM39544	MT RD08 D20 M10 L30 Z02-H	✓	20	2	18	10.5	30	19	10	4				
SM23970	MT RD08 D20 M10 L30 Z03-H	✓	20	3	18	10.5	30	19	10	4				
SM39551	MT RD08 D25 M12 L35 Z03-H	✓	25	3	21	12.5	35	23	12	4				
SM23987	MT RD08 D25 M12 L35 Z04-H	✓	25	4	21	12.5	35	23	12	4			RD.. 1003..	
SM39537	MT RD08 D35 M16 L43 Z04-H	✓	35	4	29	17	43	23	16	4				
SM15654	MT RD1003 D20 M10 L30 Z02-H	✓	20	2	18	10.5	30	19	10	5				
SM15661	MT RD1003 D25 M12 L35 Z03-H	✓	25	3	21	12.5	35	23	12	5				
SM15678	MT RD1003 D30 M16 L43 Z03-H	✓	30	3	29	17	43	23	16	5				
SM15685	MT RD1003 D32 M16 L43 Z04-H	✓	32	4	29	17	43	23	16	5				
SM15692	MT RD1003 D35 M16 L43 Z04-H	✓	35	4	29	17	43	23	16	5			RD.. 12T3..	
SM15647	MT RD1003 D40 M16 L43 Z04-H	✓	40	4	29	17	43	23	16	5				
SM15708	MT RD1003 D42 M16 L43 Z05-H	✓	42	5	29	17	43	23	16	5				
SM15715	MT RD12T3 D24 M12 L35 Z02-H	✓	24	2	21	12.5	35	23	12	6				
SM15722	MT RD12T3 D25 M12 L35 Z02-H	✓	25	2	21	12.5	35	23	12	6				
SM15739	MT RD12T3 D32 M16 L43 Z03-H	✓	32	3	29	17	43	23	16	6				
SM15746	MT RD12T3 D35 M16 L43 Z03-H	✓	35	3	29	17	43	23	16	6				
SM15753	MT RD12T3 D40 M16 L43 Z04-H	✓	40	4	29	17	43	23	16	6				
SM15760	MT RD12T3 D42 M16 L43 Z04-H	✓	42	4	29	17	43	23	16	6				

Copy Milling Tools











Size Designation	Master Insert*	Spare Parts					Screw Torque Value
		Screw	Torx Key	Wedge Clamp	Clamp Screw	N·m	
D16 - D25	RDKW 0702..	 SSV M2.5x5-9505	 STK-T08-9908			1,2	
D16 - D35	RD.. 0803..	 SSV M3x6-9507				1,9	
D20 - D42	RD.. 1003..	 SSV M3.5x8-SC-9513	STK-T10-9909	-	-	2,9	
D24 - D42	RD.. 12T3..	 SSV M3.5x10-9511	STK-T15-9910				



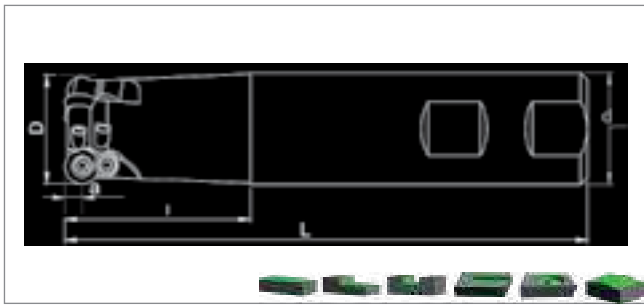


Ordering Code	Item Designation	Dimensions (mm)						Master Insert*
			D	Z	d	L	a	
	<b>TK RD..</b> <b>1003.. / 12T3.. / 1604..</b> <b>ISO</b>							
SM28180	TK RD1003 D40 A16 Z04-H	✓	40	4	16	40	5	RD.. 1003..
SM21075	TK RD1003 D40 A16 Z04	-	40	4	16	40	5	
SM28173	TK RD1003 D50 A22 Z05-H	✓	50	5	22	40	5	
SM21082	TK RD1003 D50 A22 Z05	-	50	5	22	40	5	
SM50242	TK RD1003 D52 A22 Z05-H	✓	52	5	22	40	5	
SM28166	TK RD1003 D63 A22 Z06-H	✓	63	6	22	40	5	
SM21099	TK RD1003 D63 A22 Z06	-	63	6	22	40	5	
SM50259	TK RD1003 D66 A27 Z06-H	✓	66	6	27	50	5	
SM28159	TK RD1003 D80 A27 Z07-H	✓	80	7	27	50	5	
SM21105	TK RD1003 D80 A27 Z07	-	80	7	27	50	5	
SM28142	TK RD1003 D100 A32 Z08-H	✓	100	8	32	50	5	
SM21112	TK RD1003 D100 A32 Z08	-	100	8	32	50	5	
SM26032	TK RD1003 D125 B40 Z09	-	125	9	40	63	5	
SM28135	TK RD12T3 D40 A16 Z04-H	✓	40	4	16	40	6	
SM21006	TK RD12T3 D40 A16 Z04	-	40	4	16	40	6	
SM28128	TK RD12T3 D50 A22 Z05-H	✓	50	5	22	40	6	
SM21013	TK RD12T3 D50 A22 Z05	-	50	5	22	40	6	
SM50266	TK RD12T3 D52 A22 Z05-H	✓	52	5	22	40	6	
SM28111	TK RD12T3 D63 A22 Z06-H	✓	63	6	22	40	6	
SM21020	TK RD12T3 D63 A22 Z06	-	63	6	22	40	6	
SM50273	TK RD12T3 D66 A27 Z06-H	✓	66	6	27	50	6	
SM28104	TK RD12T3 D80 A27 Z07-H	✓	80	7	27	50	6	
SM21037	TK RD12T3 D80 A27 Z07	-	80	7	27	50	6	
SM28098	TK RD12T3 D100 A32 Z08-H	✓	100	8	32	50	6	
SM21044	TK RD12T3 D100 A32 Z08	-	100	8	32	50	6	RD.. 1604..
SM21051	TK RD12T3 D125 B40 Z09	-	125	9	40	63	6	
SM60814	TK RD1604 D63 A22 Z04-H 	✓	63	4	22	40	8	
SM33320	TK RD1604 D63 A22 Z05-H	✓	63	5	22	40	8	
SM33306	TK RD1604 D63 A22 Z05	-	63	5	22	40	8	
SM33368	TK RD1604 D80 A27 Z06-H	✓	80	6	27	50	8	
SM33351	TK RD1604 D80 A27 Z06	-	80	6	27	50	8	
SM33382	TK RD1604 D100 A32 Z07-H	✓	100	7	32	50	8	
SM33375	TK RD1604 D100 A32 Z07	-	100	7	32	50	8	
SM54394	TK RD1604 D125 B40 Z08	-	125	8	40	63	8	

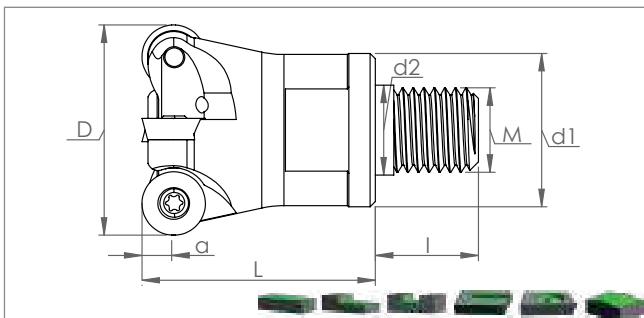
Cooling mounting screw is optional / See Page "K438" for cooling mounting screws.  
İçten su vermeli montaj vidaları opsiyoneldir. / Bkz. Sayfa "K438" içten su vermeli montaj vidaları için.

Size Designation	Master Insert*	Spare Parts					
		Screw	Torx Key	Wedge Clamp	Clamp Screw	Screw Torque Value	
D40 - D125	RD.. 1003.. 	 SSV M3.5x8-SC-9513	 STK-T10-9909	 RDTP 9124	 SSV M3.5x11 9532	 N·m 2,9	
D40 - D125	RD.. 12T3..	 SSV M3.5x10-9511	 STK-T15-9910				5,0
D63 - D100	RD.. 1604..	 SSV M4.5x11-9518	 STK-T20-9911				



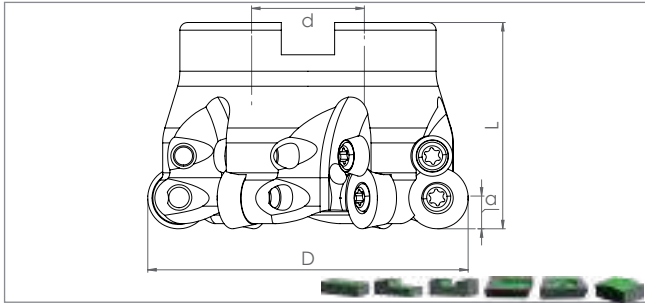




Ordering Code	Item Designation	Dimensions (mm)								Master Insert*
			D	d	Z	L	l	a		
<b>ST RD. 10T3.. / 1204..</b>										
SM54424	ST RD10T3 D20 W20 L150 Z02	-	20	20	2	150	40	5		RD.. 10T3..
SM54431	ST RD10T3 D25 W25 L150 Z02	-	25	25	2	150	40	5		
SM54448	ST RD10T3 D32 W32 L150 Z03	-	32	32	3	150	40	5		
SM52802	ST RD1204 D25 W25 L150 Z02	-	25	25	2	150	40	6		RD.. 1204..
SM54455	ST RD1204 D26 W25 L150 Z02	-	26	25	2	150	25	6		
SM54462	ST RD1204 D32 W32 L150 Z03	-	32	32	3	150	40	6		
SM54479	ST RD1204 D33 W32 L150 Z03	-	33	32	3	150	30	6		



Ordering Code	Item Designation	Dimensions (mm)									Master Insert*
			D	Z	d1	d2	L	l	M	a	
<b>MT RD. 10T3.. / 1204..</b>											
SM54486	MT RD10T3 D20 M10 L30 Z02-H	✓	20	2	18	10.5	30	19	10	5	RD.. 10T3..
SM54493	MT RD10T3 D25 M12 L35 Z02-H	✓	25	2	21	12.5	35	23	12	5	
SM54509	MT RD10T3 D32 M16 L43 Z03-H	✓	32	3	29	17	43	23	16	5	
SM52819	MT RD1204 D32 M16 L43 Z03-H	✓	32	3	29	17	43	23	16	6	RD.. 1204..
SM54516	MT RD1204 D35 M16 L43 Z03-H	✓	35	3	29	17	43	23	16	6	
SM54523	MT RD1204 D40 M16 L43 Z04-H	✓	40	4	29	17	43	23	16	6	
SM52826	MT RD1204 D42 M16 L43 Z04-H	✓	42	4	29	17	43	23	16	6	

Size Designation	Master Insert*	Spare Parts					Screw Torque Value
		Screw	Torx Key	Wedge Clamp	Clamp Screw	N-m	
D20	RD.. 10T3					2,9	
D25 - D32		SSV M3.5x8-9510					
D32 - D42	RD.. 1204..	SSV M3.5x10-9511	STK-T15-9910	-	-		







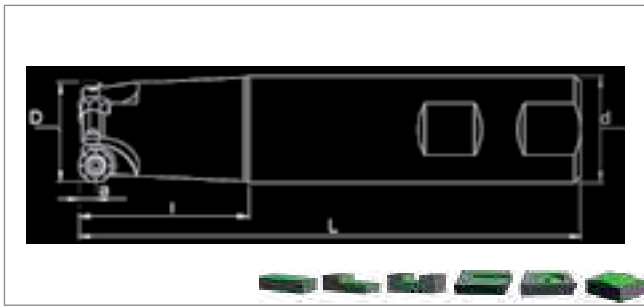
Ordering Code	Item Designation	Dimensions (mm)						Master Insert*
			D	Z	d	L	a	
	<b>TK RD.. 10T3.. / 1204</b>							
SM32958	TK RD10T3 D40 A16 Z04-H	✓	40	4	16	40	5	RD.. 10T3..
SM32903	TK RD10T3 D40 A16 Z04	-	40	4	16	40	5	
SM32934	TK RD10T3 D50 A22 Z05-H	✓	50	5	22	40	5	
SM32910	TK RD10T3 D50 A22 Z05	-	50	5	22	40	5	
SM32941	TK RD10T3 D63 A22 Z06-H	✓	63	6	22	40	5	
SM32927	TK RD10T3 D63 A22 Z06	-	63	6	22	40	5	
SM32972	TK RD1204 D40 A16 Z04-H	✓	40	4	16	40	6	RD.. 1204..
SM32897	TK RD1204 D40 A16 Z04	-	40	4	16	40	6	
SM32989	TK RD1204 D50 A22 Z05-H	✓	50	5	22	40	6	
SM32965	TK RD1204 D50 A22 Z05	-	50	5	22	40	6	
SM33252	TK RD1204 D63 A22 Z06-H	✓	63	6	22	40	6	
SM33245	TK RD1204 D63 A22 Z06	-	63	6	22	40	6	
SM33276	TK RD1204 D80 A27 Z07-H	✓	80	7	27	50	6	
SM33269	TK RD1204 D80 A27 Z07	-	80	7	27	50	6	
SM33290	TK RD1204 D100 A32 Z08-H	✓	100	8	32	50	6	
SM33283	TK RD1204 D100 A32 Z08	-	100	8	32	50	6	

Cooling mounting screw is optional / See Page "K438" for cooling mounting screws.  
İçten su vermeli montaj vidaları opsiyoneldir. / Bkz. Sayfa "K438" İçten su vermeli montaj vidaları için.

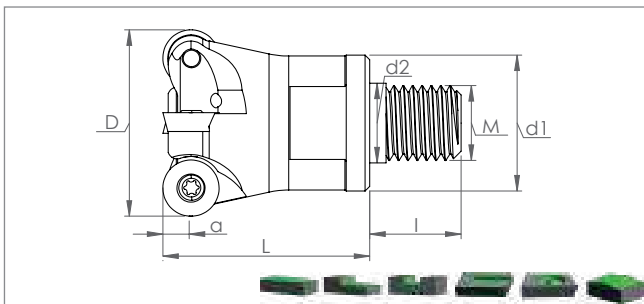


Copy Milling Tools

Size Designation	Master Insert*	Spare Parts					Screw Torque Value
		Screw	Torx Key	Wedge Clamp	Clamp Screw	N-m	
D40 - D63	RD.. 10T3..					2,9	
D40 - D100	RD.. 1204..	SSV M3.5x10-9511	STK-T15-9910	RDTP 9124	SSV M3.5x11 9532		

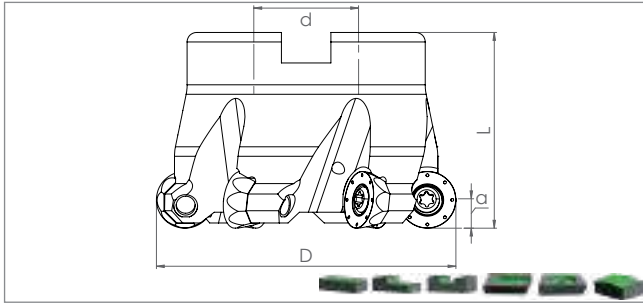




Ordering Code	Item Designation	Dimensions (mm)								Master Insert*
			D	d	Z	L	l	a		
<i>ST RPMT</i> 10T3.. / 1204..										
SM51577	ST RP10T3 D25 W25 L150 Z03-H	✓	25	25	3	150	40	5	RPMT 10T3..	
SM51584	ST RP10T3 D32 W32 L150 Z04-H	✓	32	32	4	150	40	5		
SM51591	ST RP1204 D25 W25 L150 Z02-H	✓	25	25	2	150	40	6	RPMT 1204..	



Ordering Code	Item Designation	Dimensions (mm)										Master Insert*
			D	Z	d1	d2	L	l	M	a		
<i>MT RPMT</i> 10T3.. / 1204..												
SM49888	MT RP10T3 D25 M12 L35 Z03-H	✓	25	3	21	12.5	35	23	12	5	RPMT 10T3..	
SM49895	MT RP10T3 D32 M16 L43 Z04-H	✓	32	4	29	17	43	23	16	5		
SM49901	MT RP10T3 D35 M16 L43 Z04-H	✓	35	4	29	17	43	23	16	5		
SM49918	MT RP10T3 D40 M16 L43 Z04-H	✓	40	4	29	17	43	23	16	5		
SM49925	MT RP10T3 D42 M16 L43 Z05-H	✓	42	5	29	17	43	23	16	5	RPMT 1204..	
SM49932	MT RP1204 D25 M12 L35 Z02-H	✓	25	2	21	12.5	35	23	12	6		
SM49949	MT RP1204 D32 M16 L43 Z03-H	✓	32	3	29	17	43	23	16	6		
SM49956	MT RP1204 D35 M16 L43 Z03-H	✓	35	3	29	17	43	23	16	6		
SM49963	MT RP1204 D40 M16 L43 Z04-H	✓	40	4	29	17	43	23	16	6		
SM49970	MT RP1204 D42 M16 L43 Z04-H	✓	42	4	29	17	43	23	16	6		

Size Designation	Master Insert*	Spare Parts		
		Screw	Torx Key	Screw Torque Value
D25 - D42		 SSV M3.5x10-9511	 STK-T15-9910	N-m 2,9
D25 - D42	RPMT 1204..	 SSV M4x9x5-9528		4,3

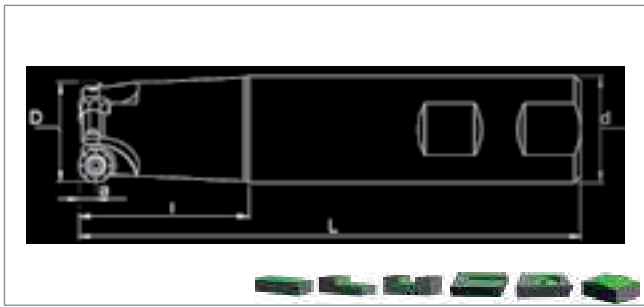


Ordering Code	Item Designation	Dimensions (mm)						Master Insert*
			D	Z	d	L	a	
	<b>TK RPMT 10T3.. / 1204..</b>							
SM50372	TK RP10T3 D40 A16 Z04-H	✓	40	4	16	40	5	RPMT 10T3..
SM50389	TK RP10T3 D50 A22 Z05-H	✓	50	5	22	40	5	
SM50396	TK RP10T3 D52 A22 Z05-H	✓	52	5	22	40	5	
SM50402	TK RP10T3 D63 A22 Z06-H	✓	63	6	22	40	5	
SM50419	TK RP10T3 D66 A27 Z06-H	✓	66	6	27	50	5	
SM50426	TK RP10T3 D80 A27 Z07-H	✓	80	7	27	50	5	
SM50433	TK RP10T3 D100 A32 Z08-H	✓	100	8	32	50	5	
SM33764	TK RP1204 D40 A16 Z04-H	✓	40	4	16	40	6	RPMT 1204..
SM33788	TK RP1204 D50 A22 Z05-H	✓	50	5	22	40	6	
SM50334	TK RP1204 D52 A22 Z05-H	✓	52	5	22	40	6	
SM33801	TK RP1204 D63 A22 Z06-H	✓	63	6	22	40	6	
SM50341	TK RP1204 D66 A27 Z06-H	✓	66	6	27	50	6	
SM33825	TK RP1204 D80 A27 Z07-H	✓	80	7	27	50	6	
SM50365	TK RP1204 D100 A32 Z08-H	✓	100	8	32	50	6	
SM00678	TK RP1204 D125 B40 Z09	-	125	9	40	63	6	

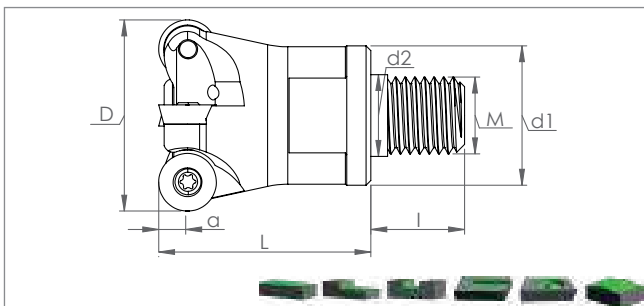
Cooling mounting screw is optional / See Page "K438" for cooling mounting screws.  
İçten su vermeli montaj vidaları opsiyoneldir. / Bkz. Sayfa "K438" içten su vermeli montaj vidaları için.



Size Designation	Master Insert*	Spare Parts		
		Screw	Torx Key	Screw Torque Value
D40 - D100				 N·m
D40 - D125	RPMT 1204..	SSV M4x9x5-9528	STK-T15-9910	4,3



Ordering Code	Item Designation	Dimensions (mm)								Master Insert*
			D	d	Z	L	l	a		
<i>ST R.P.T</i> 10T3.. / 1204..										
SM47105	ST RPMT10 D25 W25 L150 Z02-H	✓	25	25	2	150	40	5		RPMT 10T3..
SM47112	ST RPMT10 D32 W32 L150 Z03-H	✓	32	32	3	150	40	5		
SM47129	ST RPMT10 D35 W32 L150 Z03-H	✓	35	32	3	150	30	5		
SM47136	ST RPMT12 D32 W32 L150 Z03-H	✓	32	32	3	150	40	6		R.P.T 1204..
SM47143	ST RPMT12 D40 W32 L150 Z04-H	✓	40	32	4	150	30	6		

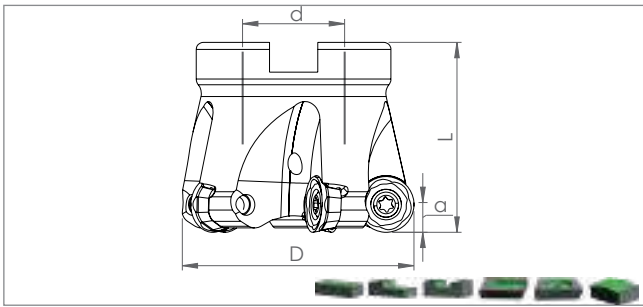




Ordering Code	Item Designation	Dimensions (mm)										Master Insert*
			D	Z	d1	d2	L	l	M	a		
<i>MT R.P.T</i> 10T3.. / 1204..												
SM47068	MT RPMT10 D25 M12 L35 Z02-H	✓	25	2	21	12.5	35	23	12	5		RPMT 10T3..
SM47075	MT RPMT10 D32 M16 L43 Z03-H	✓	32	3	29	17	43	23	16	5		
SM47082	MT RPMT12 D32 M16 L43 Z03-H	✓	32	3	29	17	43	23	16	6		RPMT 1204..
SM47099	MT RPMT12 D40 M16 L43 Z04-H	✓	40	4	29	17	43	23	16	6		

Size Designation	Master Insert*	Spare Parts		
		Screw	Torx Key	Screw Torque Value
D25 - D35		 SSV M3x8-9508	 STK-T08-9908	N-m 1,9
D32 - D40		 SSV M4x10-9514	 STK-T15-9910	N-m 4,3






Copy Milling Tools

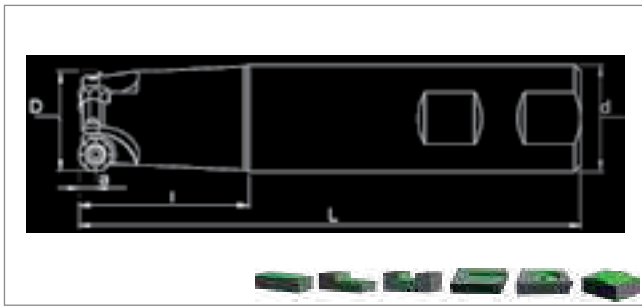


Ordering Code	Item Designation	Dimensions (mm)						Master Insert*
			D	Z	d	L	a	
	<b>TK RPMT</b> <b>10T3.. / 1204.. / 1605..</b>							
SM46603	TK RPMT10 D40 A16 Z04-H	✓	40	4	16	40	5	RPMT 10T3..
SM46610	TK RPMT10 D50 A22 Z05-H	✓	50	5	22	40	5	
SM46627	TK RPMT10 D63 A22 Z06-H	✓	63	6	22	40	5	
SM46559	TK RPMT12 D40 A16 Z04-H	✓	40	4	16	40	6	RPMT 1204..
SM46566	TK RPMT12 D50 A22 Z05-H	✓	50	5	22	40	6	
SM46573	TK RPMT12 D52 A22 Z05-H	✓	52	5	22	40	6	
SM46580	TK RPMT12 D63 A22 Z06-H	✓	63	6	22	40	6	
SM46597	TK RPMT12 D80 A27 Z07-H	✓	80	7	27	50	6	RPMT 1605..
SM54110	TK RPMT16 D63 A22 Z04-H	✓	63	4	22	40	8	
SM54127	TK RPMT16 D80 A27 Z05-H	✓	80	5	27	50	8	
SM54134	TK RPMT16 D100 A32 Z06-H	✓	100	6	32	50	8	
SM54141	TK RPMT16 D125 B40 Z07	-	125	7	40	63	8	

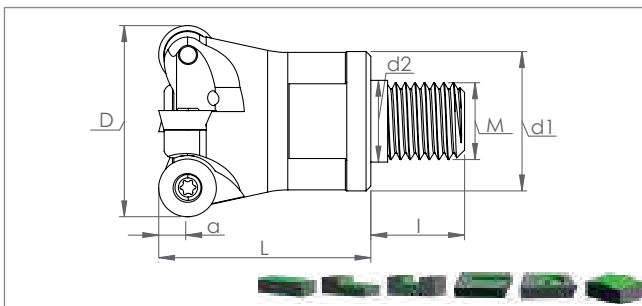
Cooling mounting screw is optional / See Page "K438" for cooling mounting screws.  
İçten su vermeli montaj vidaları opsiyoneldir. / Bkz. Sayfa "K438" için su vermeli montaj vidaları için.



Size Designation	Master Insert*	Spare Parts		
		Screw	Torx Key	Screw Torque Value
				 N-m
D40 - D63	RPMT 10T3..	SSV M3x8-9508	STK-T08-9908	1,9
D40 - D80	RPMT 1204..	SSV M4x10-9514	STK-T15-9910	4,3
D63 - D125	RPMT 1605..	SSV M5x13-9519	STK-T20-9911	8,5



Ordering Code	Item Designation	Dimensions (mm)								Master Insert*
			<i>D</i>	<i>d</i>	<i>Z</i>	<i>L</i>	<i>l</i>	<i>a</i>		
<b>ST QPMT 10T3.. / 1204..</b>										
SM22935	ST QP10 D25 W25 L150 Z02	-	25	25	2	150	40	5	QPMT 10T3..	
SM22959	ST QP10 D32 W32 L150 Z03	-	32	32	3	150	40	5		
SM22942	ST QP10 D25 C25 L200 Z02	-	25	25	2	200	50	5		
SM22966	ST QP10 D32 C32 L200 Z03	-	32	32	3	200	50	5		
SM22973	ST QP12 D25 W25 L150 Z02	-	25	25	2	150	40	6	QPMT 1204..	



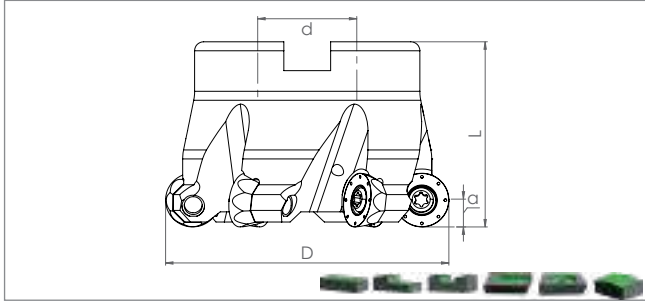
Ordering Code	Item Designation	Dimensions (mm)										Master Insert*
			<i>D</i>	<i>Z</i>	<i>d1</i>	<i>d2</i>	<i>L</i>	<i>l</i>	<i>M</i>	<i>a</i>		
<b>MT QPMT 10T3.. SMTM</b>												
SM23932	MT QP10T3 D25 M12 L35 Z03-H	✓	25	3	21	12.5	35	23	12	5	QPMT 10T3..	
SM23949	MT QP10T3 D32 M16 L43 Z03-H	✓	32	3	29	17	43	23	16	5		
SM23956	MT QP10T3 D40 M16 L43 Z04-H	✓	40	4	29	17	43	23	16	5		



Size Designation	Master Insert*	Spare Parts		
		Screw	Torx Key	Screw Torque Value
D25 - D32	 QPMT 10T3..	 SSV M3.5x10-9511	 STK-T15-9910	 2,9 N-m
D25	 QPMT 1204..	 SSV M4x10-9514		4,3



Copy Milling Tools





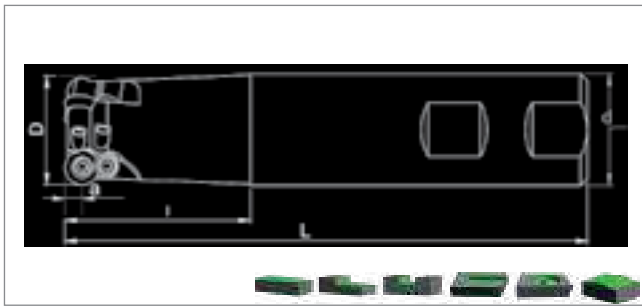
Ordering Code	Item Designation	Dimensions (mm)						Master Insert*
			D	Z	d	L	a	
	<b>TK QPMT 10T3.. / 1204..</b>							
SM28326	TK QP10T3 D40 A16 Z04-H	✓	40	4	16	40	5	QPMT 10T3..
SM28319	TK QP10T3 D50 A22 Z05-H	✓	50	5	22	40	5	
SM28302	TK QP10T3 D63 A22 Z06-H	✓	63	6	22	40	5	
SM22652	TK QP10T3 D80 A27 Z07-H	✓	80	7	27	50	5	QPMT 1204..
SM22669	TK QP1204 D63 A22 Z06-H	✓	63	6	22	40	6	
SM22676	TK QP1204 D80 A27 Z07-H	✓	80	7	27	50	6	
SM22683	TK QP1204 D100 A32 Z09-H	✓	100	9	32	50	6	



Cooling mounting screw is optional / See Page "K438" for cooling mounting screws.  
İçten su vermeli montaj vidaları opsiyoneldir. / Bkz. Sayfa "K438" İçten su vermeli montaj vidaları için.

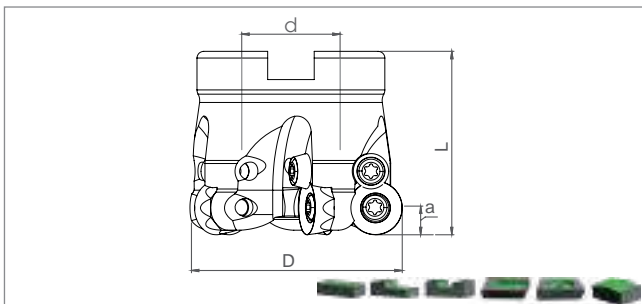



Size Designation	Master Insert*	Spare Parts		
		Screw	Torx Key	Screw Torque Value
D40 - D80		 SSV M3.5x10-9511		 N-m
D63 - D100		 SSV M4x10-9514	STK-T15-9910	4,3










Ordering Code	Item Designation	Dimensions (mm)								Master Insert*
			D	d	Z	L	l	a		
	<b>ST RCKT 1204..</b>									
SM51539	ST RC1204S D28 W25 L150 Z02-H	✓	28	25	2	150	30	6	RCKT 1204..	
SM51546	ST RC1204S D32 W32 L150 Z03-H	✓	32	32	3	150	40	6		
SM39940	ST RC1204S D33 W32 L150 Z03	-	33	32	3	150	30	6		
SM51553	ST RC1204S D35 W32 L150 Z03-H	✓	35	32	3	150	30	6		

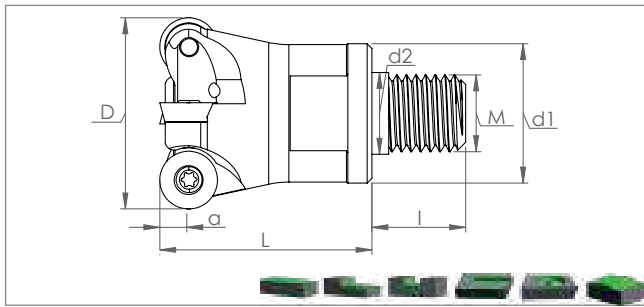


Ordering Code	Item Designation	Dimensions (mm)						Master Insert*
			D	Z	d	L	a	
	<b>TK RCKT 1204..</b>							
SM33696	TK RC1204S D50 A22 Z05-H	✓	50	5	22	40	6	RCKT 1204..
SM33719	TK RC1204S D63 A22 Z06-H	✓	63	6	22	40	6	
SM33733	TK RC1204S D80 A27 Z07-H	✓	80	7	27	50	6	

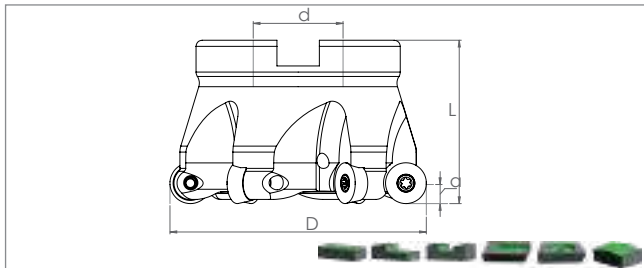
Cooling mounting screw is optional / See Page "K438" for cooling mounting screws.  
İçten su vermeli montaj vidaları opsiyoneldir. / Bkz. Sayfa "K438" İçten su vermeli montaj vidaları için.

Copy Milling Tools

Size Designation	Master Insert*	Spare Parts				
		Screw	Torx Key	Wedge Clamp	Clamp Screw	Screw Torque Value
D28 - D80	 RCKT 1204..	 SSV M3.5x10-9511	 STK-T15-9910	 RDTP 9124	 SSV M3.5x11 9532	 2,9 N-m



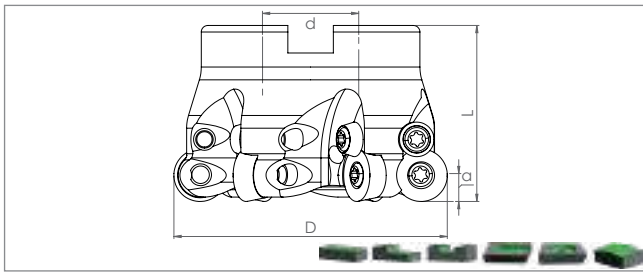
Ordering Code	Item Designation		Dimensions (mm)								Master Insert*	
			D	Z	d1	d2	L	l	M	a		
	<b>MT RPNX</b> <b>10T3../1204..CRTZ</b>											
SM38936	MT RP10 D25 M12 L35 Z02-H	✓	25	2	21	12.5	35	23	12	5	RPNX 10T3..	
SM38943	MT RP10 D30 M16 L43 Z03-H	✓	30	3	29	17	43	23	16	5		
SM38981	MT RP10 D32 M16 L43 Z03-H	✓	32	3	29	17	43	23	16	5		
SM38998	MT RP10 D35 M16 L43 Z04-H	✓	35	4	29	17	43	23	16	5		
SM39001	MT RP10 D40 M16 L43 Z04-H	✓	40	4	29	17	43	23	16	5		
SM39018	MT RP10 D42 M16 L43 Z04-H	✓	42	4	29	17	43	23	16	5	RPNX 1204..	
SM39032	MT RP12 D32 M16 L43 Z03-H	✓	32	3	29	17	43	23	16	6		
SM39049	MT RP12 D35 M16 L43 Z03-H	✓	35	3	29	17	43	23	16	6		
SM39056	MT RP12 D40 M16 L43 Z04-H	✓	40	4	29	17	43	23	16	6		
SM39063	MT RP12 D42 M16 L43 Z04-H	✓	42	4	29	17	43	23	16	6		



Ordering Code	Item Designation		Dimensions (mm)					Master Insert*
			D	Z	d	L	a	
	<b>TK RPNX</b> <b>10T3../1204..CRTZ</b>							
SM33535	TK RP10 D40 A16 Z04-H	✓	40	4	16	40	5	RPNX 10T3..
SM33559	TK RP10 D50 A22 Z05-H	✓	50	5	22	40	5	
SM33573	TK RP10 D63 A22 Z06-H	✓	63	6	22	40	5	
SM33597	TK RP10 D80 A27 Z07-H	✓	80	7	27	50	5	
SM33610	TK RP12 D50 A22 Z05-H	✓	50	5	22	40	6	RPNX 1204..
SM33634	TK RP12 D63 A22 Z06-H	✓	63	6	22	40	6	
SM33658	TK RP12 D80 A27 Z07-H	✓	80	7	27	50	6	
SM33672	TK RP12 D100 A32 Z08-H	✓	100	8	32	50	6	

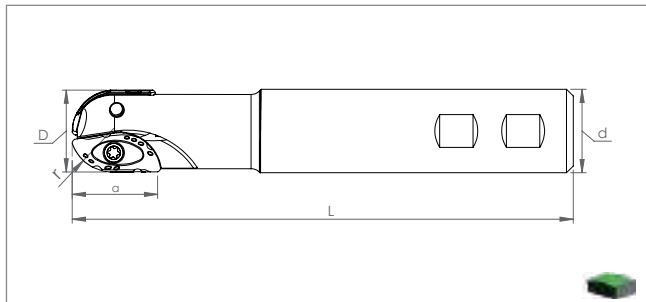
Size Designation	Master Insert*	Spare Parts		
		Screw	Torx Key	Screw Torque Value
D25 - D80		 SSV M3x8-9508	 STK-T08-9908	 1,9
D32 - D100		 SSV M3.5x10-9511	 STK-T15-9910	 2,9

\*Suitable Insert brand is CRTZ



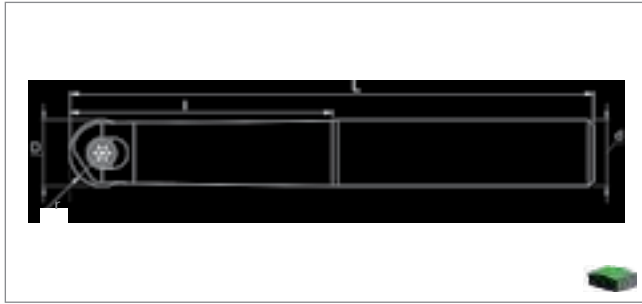
Ordering Code	Item Designation	Dimensions (mm)						Master Insert*
	<b>TK RCKT</b> <b>10T3.. / 1204..ZCC</b>		D	Z	d	L	a	
SM33429	TK RC10 D40 A16 Z04-H	✓	40	4	16	40	5	RCKT 10T3..
SM34747	TK RC10 D50 A22 Z05-H	✓	50	5	22	40	5	
SM33450	TK RC10 D63 A22 Z06-H	✓	63	6	22	40	5	
SM33474	TK RC12 D50 A22 Z05-H	✓	50	5	22	40	6	RCKT 1204..
SM33498	TK RC12 D63 A22 Z06-H	✓	63	6	22	40	6	
SM33511	TK RC12 D80 A27 Z07-H	✓	80	7	27	50	6	



Size Designation	Master Insert*	Spare Parts					Screw Torque Value
		Screw	Torx Key	Wedge Clamp	Clamp Screw		
D40 - D63	RCKT 10T3..					N-m	
D50 - D80	RCKT 1204	SSV M3.5x10-9511	STK-T15-9910	RDTP 9124	SSV M3.5x11-9532	2,9	







Ordering Code	Item Designation	Dimensions (mm)								Master Insert*
	<b>SRT</b> <b>XPHT16R0803 / 20R10T3 / 25R1204</b>		D	R	L	d	l	a	Z	
SM60821	SRT XP16 D16 C16 L150 Z02-H	✓	16	8	150	16	40	16	2	XPHT16R0803
SM60838	SRT XP20 D20 C20 L150 Z02-H	✓	20	10	150	20	45	20	2	XPHT20R10T3
SM60845	SRT XP25 D25 C25 L150 Z02-H	✓	25	12.5	150	25	55	25	2	XPHT25R1204

Size Designation	Master Insert*	Spare Parts		
		Screw	Torx Key	Screw Torque Value
D16	XPHT16R0803			
D20	XPHT20R10T3	SSV M2.5x6-9505	STK-T08-9908	1,2
D25	XPHT25R1204	SSV M3.5x8-SC-9513	STK-T10-9909	2,9
		SSV-M4x9x5-9528	STK-T15-9910	4,3



Ordering Code	Item Designation	Dimensions (mm)					Master Insert*
			<i>D</i>	<i>r</i>	<i>L</i>	<i>d</i>	
<i>SRT</i> <i>P3208 / P3210 / P3212</i> <i>P3216 / P3220 / P3225 / P3232</i>							
SM19898	SRT P3208 D08 L110 d10	-	8	4	110	10	P3208
SM39599	SRT P3210 D10 L130 d10	-	10	5	130	10	P3210
SM14886	SRT P3210 D10 L130 d12	-	10	5	130	12	
SM14893	SRT P3212 D12 L130 d12	-	12	6	130	12	P3212
SM14909	SRT P3216 D16 L175 d16	-	16	8	175	16	P3216
SM14916	SRT P3220 D20 L200 d20	-	20	10	200	20	P3220
SM14923	SRT P3225 D25 L200 d25	-	25	12.5	200	25	P3225
SM14930	SRT P3232 D32 L200 d32	-	32	16	200	32	P3232

Size Designation	Master Insert*	Spare Parts		
		Screw	Torx Key	Allen Key
				
D08	P3208	TC170 3x0.5x7-9801	STK-T08-9908	-
D10	P3210	TC172 4x0.5x8-9802	STK-T15-9910	-
D12	P3212	TC174 5x0.5x9-9803	STK-T20-9911	-
D16	P3216	TC176 5x0.5x13-9804	STK-T20-9911	-
D20	P3220	TC178 5x0.5x17-9805	STK-T20-9911	-
D25	P3225	TC181 6x0.75x22-9806	-	SAK-AA3-9902
D32	P3232	TC184 8x0.75x28-9807	-	SAK-AA4-9903

\*Suitable Insert brand is WLTR















# High Feed Milling Tools














H








Insert			BLMP 0603.. TGTC	BLMP 0904.. TGTC	BLMP 1105.. TGTC	LNMU 0303.. TNGLY	LNMU 06X5.. TNGLY	ENMU 1004.. DJT
								
Page			<b>H338-339</b>	<b>H338-339</b>	<b>H338-339</b>	<b>H340-341</b>	<b>H340-341</b>	<b>H342</b>
Dimeter Range (mm)			Ø16-50	Ø25-63	Ø40-66	Ø16-50	Ø32-63	Ø16-63
Approach Angle			-°	-°	-°	-°	-°	-°
Max. Cutting Depth			1mm	1.5mm	2mm	1mm	1.5mm	1.7mm
Holder Type	Endmills		✓ Dia Range (mm) Ø16-32	✓ Dia Range (mm) Ø26-33	-	✓ Dia Range (mm) Ø16-33	✓ Dia Range (mm) Ø32-35	✓ Dia Range (mm) Ø16-32
	Modular Mills		✓ Dia Range (mm) Ø16-42	✓ Dia Range (mm) Ø25-40	-	✓ Dia Range (mm) Ø16-40	-	✓ Dia Range (mm) Ø16-25
	Face Mills		✓ Dia Range (mm) Ø40-50	✓ Dia Range (mm) Ø40-63	✓ Dia Range (mm) Ø40-66	✓ Dia Range (mm) Ø40-50	✓ Dia Range (mm) Ø50-63	✓ Dia Range (mm) Ø40-63
Application	Face Milling		✓	✓	✓	✓	✓	✓
	Shoulder Milling		✓	✓	✓	✓	✓	✓
	Slot Milling		-	-	-	-	-	-
	Plunging		✓	✓	✓	✓	✓	✓
	Helical Interpolation		✓	✓	✓	✓	✓	✓
	Plunging		-	-	-	-	-	-
	Profile Milling		✓	✓	✓	✓	✓	✓

Insert		ZPMT - YPHW - EP..1003 DJT	BNGX 10T3.. PRMT	ENMX 0604.. TNGLY	LPMT 0402.. KRLY	LPGT 0102.. KYCR	LOGU 0303.. KYCR	LOHT 0603.. SCO
								
Page		<b>H343</b>	<b>H346</b>	<b>H344-345</b>	<b>H347</b>	<b>H347</b>	<b>H348-349</b>	<b>H350-351</b>
Dimeter Range (mm)		Ø16-32	Ø16-50	Ø16-80	Ø10-14	Ø10-16	Ø16-63	Ø20-63
Approach Angle		-°	-°	-°	-°	-°	-°	-°
Max. Cutting Depth		1mm	1.5mm	0.9 - 1mm	0.4mm	0.5mm	1mm	0.9mm
Holder Type	Endmills 	✓ Dia Range (mm) Ø16-32	✓ Dia Range (mm) Ø16-32	✓ Dia Range (mm) Ø16-33	✓ Dia Range (mm) Ø10-14	✓ Dia Range (mm) Ø10-16	✓ Dia Range (mm) Ø16-33	✓ Dia Range (mm) Ø20-32
	Modular Mills 	✓ Dia Range (mm) Ø16-25	✓ Dia Range (mm) Ø16-32	✓ Dia Range (mm) Ø16-42	-	-	✓ Dia Range (mm) Ø16-42	✓ Dia Range (mm) Ø20-32
	Face Mills 	-	✓ Dia Range (mm) Ø16-32	✓ Dia Range (mm) Ø40-80	-	-	✓ Dia Range (mm) Ø40-63	✓ Dia Range (mm) Ø40-63
Application	Face Milling 	✓	✓	✓	✓	✓	✓	✓
	Shoulder Milling 	✓	✓	✓	✓	✓	✓	✓
	Slot Milling 	-	-	-	-	-	-	-
	Plunging 	✓	✓	✓	✓	✓	✓	✓
	Helical Interpolation 	✓	✓	✓	✓	✓	✓	✓
	Plunging 	-	-	-	-	-	-	-
	Profile Milling 	✓	✓	✓	✓	✓	✓	✓







Insert			WNMX 0603.. KRLY	WNMX 09T3.. KRLY	JOMT 06T2.. MTSBH	JOMT 0803.. MTSBH	JDM. 09T3.. MTSBH	JDM. 1204.. MTSBH
								
Page			<b>H352-353</b>	<b>H352-353</b>	<b>H354</b>	<b>H354-355</b>	<b>H354-355</b>	<b>H355</b>
Dimeter Range (mm)			Ø17-33	Ø25-66	Ø16-22	Ø17-50	Ø25-50	Ø50-63
Approach Angle			-°	-°	-°	-°	-°	-°
Max. Cutting Depth			1mm	1.5mm	1mm	1.5mm	1.5mm	2mm
Holder Type	Endmills		✓ Dia Range (mm) Ø17-33	✓ Dia Range (mm) Ø25-40	✓ Dia Range (mm) Ø16-22	✓ Dia Range (mm) Ø17-26	✓ Dia Range (mm) Ø25-33	-
	Modular Mills		✓ Dia Range (mm) Ø20-32	✓ Dia Range (mm) Ø25-42	-	✓ Dia Range (mm) Ø25-35	✓ Dia Range (mm) Ø25-35	-
	Face Mills		-	✓ Dia Range (mm) Ø40-66	-	✓ Dia Range (mm) Ø40-50	✓ Dia Range (mm) Ø40-50	✓ Dia Range (mm) Ø50-63
Application	Face Milling		✓	✓	✓	✓	✓	✓
	Shoulder Milling		✓	✓	✓	✓	✓	✓
	Slot Milling		-	-	-	-	-	-
	Plunging		✓	✓	✓	✓	✓	✓
	Helical Interpolation		✓	✓	✓	✓	✓	✓
	Plunging		-	-	-	-	-	-
	Profile Milling		✓	✓	✓	✓	✓	✓

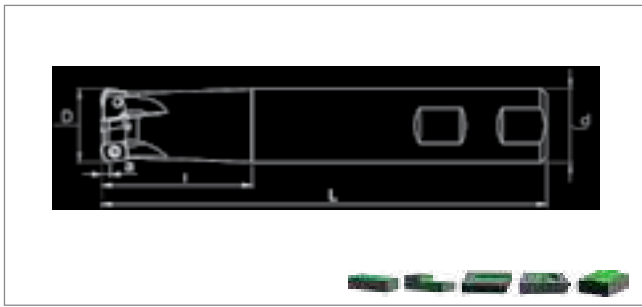
Insert			WDMT 0603.. SMTM	WDMT 0804.. SMTM	WDMT 1204.. SMTM	WDMW 06T3.. DJT	WDMW 0805.. DJT	WDMW 10X6.. DJT
								
Page			<b>H356</b>	<b>H356-357</b>	<b>H357</b>	<b>H358</b>	<b>H358</b>	<b>H358</b>
Dimeter Range (mm)			Ø16-22	Ø20-50	Ø50-63	Ø25-50	Ø50-63	Ø125-160
Approach Angle			-°	-°	-°	-°	-°	-°
Max. Cutting Depth			1mm	1.5mm	2mm	1.5mm	2mm	2.5mm
Holder Type	Endmills		✓ Dia Range (mm) Ø16-22	✓ Dia Range (mm) Ø20-33	-	✓ Dia Range (mm) Ø25-32	-	-
	Modular Mills		-	✓ Dia Range (mm) Ø25-35	-	-	-	-
	Face Mills		-	✓ Dia Range (mm) Ø40-50	✓ Dia Range (mm) Ø50-63	✓ Dia Range (mm) Ø40-50	✓ Dia Range (mm) Ø50-63	✓ Dia Range (mm) Ø125-160
Application	Face Milling		✓	✓	✓	✓	✓	✓
	Shoulder Milling		✓	✓	✓	✓	✓	✓
	Slot Milling		-	-	-	-	-	-
	Plunging		✓	✓	✓	✓	✓	✓
	Helical Interpolation		✓	✓	✓	✓	✓	✓
	Plunging		-	-	-	-	-	-
	Profile Milling		✓	✓	✓	✓	✓	✓

Insert			WOM. 04T2.. DJT	WXCU 0705..	WOEJ 0905.. KNMT	218.21 SCO	WNMU 0907.. DJT	SDMT 09T3.. ZCC
								
Page			<b>H359</b>	<b>H360</b>	<b>H360</b>	<b>H361</b>	<b>H361</b>	<b>H362-363</b>
Dimeter Range (mm)			Ø16-20	Ø40-63	Ø40-63	Ø50-80	Ø63-66	Ø25-63
Approach Angle			-°	-°	-°	-°	-°	-°
Max. Cutting Depth			1.2mm	1.5mm	1.6mm	1.8mm	2.25mm	1.4mm
Holder Type	Endmills		✓ Dia Range (mm) Ø16-20	-	-	-	-	✓ Dia Range (mm) Ø25-35
	Modular Mills		✓ Dia Range (mm) Ø16-20	-	-	-	-	✓ Dia Range (mm) Ø25-40
	Face Mills		-	✓ Dia Range (mm) Ø40-63	✓ Dia Range (mm) Ø40-63	✓ Dia Range (mm) Ø50-80	✓ Dia Range (mm) Ø63-66	✓ Dia Range (mm) Ø40-63
Application	Face Milling		✓	✓	✓	✓	✓	✓
	Shoulder Milling		✓	✓	✓	✓	✓	✓
	Slot Milling		-	-	-	-	-	-
	Plunging		✓	✓	✓	✓	✓	✓
	Helical Interpolation		✓	✓	✓	✓	✓	✓
	Plunging		-	-	-	-	-	-
	Profile Milling		✓	✓	✓	✓	✓	✓

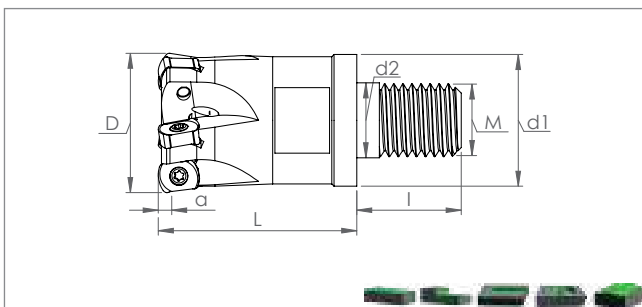
Insert			SDMT 1204.. ZCC	SDKX 0904.. LMN	SDKX 1205.. LMN	XPLX 0603.. CRTZ	XDLX 09T3.. CRTZ	R210.09 SDV
								
Page			<b>H363</b>	<b>H364-365</b>	<b>H365</b>	<b>H366</b>	<b>H366-367</b>	<b>H368-369</b>
Dimeter Range (mm)			Ø50-63	Ø25-63	Ø50-63	Ø16-22	Ø25-63	Ø25-63
Approach Angle			-°	-°	-°	-°	-°	-°
Max. Cutting Depth			1.8mm	1.4mm	1.8mm	1mm	1.2mm	1.2mm
Holder Type	Endmills		-	✓ Dia Range (mm) Ø25-32	-	✓ Dia Range (mm) Ø16-21	✓ Dia Range (mm) Ø25-26	✓ Dia Range (mm) Ø25-33
	Modular Mills		-	✓ Dia Range (mm) Ø25-40	-	✓ Dia Range (mm) Ø16-22	✓ Dia Range (mm) Ø25-42	✓ Dia Range (mm) Ø25-35
	Face Mills		✓ Dia Range (mm) Ø50-63	✓ Dia Range (mm) Ø40-63	✓ Dia Range (mm) Ø50-63	-	✓ Dia Range (mm) Ø40-63	✓ Dia Range (mm) Ø40-63
Application	Face Milling		✓	✓	✓	✓	✓	✓
	Shoulder Milling		✓	✓	✓	✓	✓	✓
	Slot Milling		-	-	-	-	-	-
	Plunging		✓	✓	✓	✓	✓	✓
	Helical Interpolation		✓	✓	✓	✓	✓	✓
	Plunging		-	-	-	-	-	-
	Profile Milling		✓	✓	✓	✓	✓	✓

Insert			SWMT 0904.. TNGLY	SWMT 1506.. TNGLY	SP.. 1004.. DJT	SP.. 1405.. DJT	SPEW 2006.. DJT	SOMT 1004.. KYCR	SOMT 1405.. KYCR
									
Page			<b>H370-371</b>	<b>H371</b>	<b>H372-373</b>	<b>H373</b>	<b>H373</b>	<b>H374-375</b>	<b>H375</b>
Dimeter Range (mm)			Ø25-32	Ø63-80	Ø25-63	Ø50-63	Ø50-63	Ø32-63	Ø63-160
Approach Angle			-°	-°	-°	-°	-°	-°	-°
Max. Cutting Depth			1mm	2mm	1.6mm	2.05mm	2.45mm	1.2mm	2.7mm
Holder Type	Endmills		✓ Dia Range (mm) Ø16-20	-	✓ Dia Range (mm) Ø25-32	-	-	-	-
	Modular Mills		✓ Dia Range (mm) Ø16-20	-	✓ Dia Range (mm) Ø25-32	-	-	-	-
	Face Mills		✓ Dia Range (mm) Ø40-63	✓ Dia Range (mm) Ø63-80	✓ Dia Range (mm) Ø40-63	✓ Dia Range (mm) Ø50-63	✓ Dia Range (mm) Ø50-63	✓ Dia Range (mm) Ø63-66	✓ Dia Range (mm) Ø63-160
Application	Face Milling		✓	✓	✓	✓	✓	✓	✓
	Shoulder Milling		✓	✓	✓	✓	✓	✓	✓
	Slot Milling		-	-	-	-	-	-	-
	Plunging		✓	✓	✓	✓	✓	✓	✓
	Helical Interpolation		✓	✓	✓	✓	✓	✓	✓
	Plunging		-	-	-	-	-	-	-
	Profile Milling		✓	✓	✓	✓	✓	✓	✓

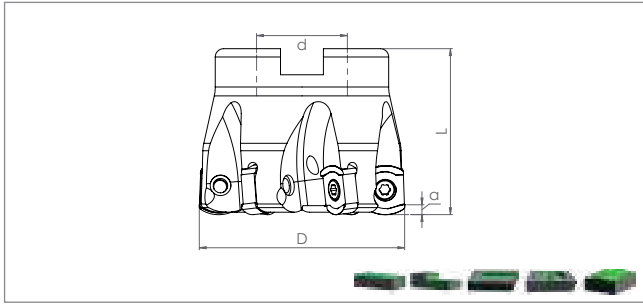
Insert			ZDCW 09T3.. PRMT	ZDCW 1204.. PRMT	SPKT 08T3.. PLBT	XPLT 0603.. KNMTL	XDLT 0904.. KNMTL	SQMU 1206.. TNGLY
								
Page			<b>H376-377</b>	<b>H377</b>	<b>H378-379</b>	<b>H380</b>	<b>H380</b>	<b>H381</b>
Dimeter Range (mm)			Ø25-50	Ø25-63	Ø20-63	Ø16-32	Ø25-63	Ø50-63
Approach Angle			-°	-°	-°	-°	-°	-°
Max. Cutting Depth			1.3mm	1.4mm	1.5mm	0.9mm	1.45mm	2mm
Holder Type	Endmills		✓ Dia Range (mm) Ø25-32	-	✓ Dia Range (mm) Ø20-32	✓ Dia Range (mm) Ø16-32	✓ Dia Range (mm) Ø25-40	-
	Modular Mills		✓ Dia Range (mm) Ø25-35	-	✓ Dia Range (mm) Ø25-42	-	-	-
	Face Mills		✓ Dia Range (mm) Ø40-50	✓ Dia Range (mm) Ø50-63	✓ Dia Range (mm) Ø40-63	-	✓ Dia Range (mm) Ø40-63	✓ Dia Range (mm) Ø50-63
Application	Face Milling		✓	✓	✓	✓	✓	✓
	Shoulder Milling		✓	✓	✓	✓	✓	✓
	Slot Milling		-	-	-	-	-	-
	Plunging		✓	✓	✓	✓	✓	✓
	Helical Interpolation		✓	✓	✓	✓	✓	✓
	Plunging		-	-	-	-	-	-
	Profile Milling		✓	✓	✓	✓	✓	✓



Ordering Code	Item Designation	Dimensions (mm)								Master Insert*	
			D	d	Z	L	l	a			
<b>HST BLMP</b> 0603.. / 0904.. / 1105..											
SM34921	HST BL06 D16 W16 L120 Z02-H	✓	16	16	2	120	30	0.7		BLMP 0603..	
SM00685	HST BL06 D17 W16 L150 Z02-H	✓	17	16	2	150	30	1			
SM34938	HST BL06 D20 W20 L150 Z03-H	✓	20	20	3	150	40	1			
SM34983	HST BL06 D20 C20 L200 Z03	-	20	20	3	200	50	1			
SM00692	HST BL06 D21 W20 L150 Z03-H	✓	21	20	3	150	30	1			
SM34945	HST BL06 D25 W25 L150 Z04-H	✓	25	25	4	150	40	1			
SM34976	HST BL06 D25 C25 L200 Z04	-	25	25	4	200	50	1			
SM00708	HST BL06 D26 W25 L150 Z04-H	✓	26	25	4	150	30	1			
SM34952	HST BL06 D32 W32 L150 Z05-H	✓	32	32	5	150	40	1			
SM34990	HST BL06 D32 C32 L200 Z05	-	32	32	5	200	50	1			
SM60807	HST BL06 D35 W32 L150 Z05-H		✓	32	32	5	150	30	1	BLMP 0904..	
SM58859	HST BL09 D25 W25 L150 Z03-H		✓	25	25	3	150	40	1.5		
SM58859	HST BL09 D26 W25 L150 Z03-H		✓	26	25	3	150	30	1.5		
SM58873	HST BL09 D32 W32 L150 Z04-H		✓	32	32	4	150	40	1.5		
SM58880	HST BL09 D33 W32 L150 Z04-H		✓	33	32	4	150	30	1.5		
SM59030	HST BL11 D33 W32 L150 Z02-H		✓	33	32	2	150	30	2	BLMP 1105..	
SM59047	HST BL11 D35 W32 L150 Z03-H		✓	35	32	3	150	30	2		



Ordering Code	Item Designation	Dimensions (mm)									Master Insert*		
			D	Z	d1	d2	L	l	M	a			
<b>MHT BLMP</b> 0603 / 0904													
SM36673	MHT BL06 D16 M08 L25 Z02-H	✓	16	2	15	8.5	25	17	8	0.7	BLMP 0603..		
SM36697	MHT BL06 D20 M10 L30 Z03-H	✓	20	3	18	10.5	30	19	10	1			
SM36710	MHT BL06 D25 M12 L35 Z04-H	✓	25	4	21	12.5	35	23	12	1			
SM36727	MHT BL06 D32 M16 L43 Z05-H	✓	32	5	29	17	43	23	16	1			
SM47730	MHT BL06 D35 M16 L43 Z05-H	✓	35	5	29	17	43	23	16	1			
SM00838	MHT BL06 D40 M16 L43 Z06-H	✓	40	6	29	17	43	23	16	1			
SM56633	MHT BL06 D42 M16 L43 Z06-H		✓	42	6	29	17	43	23	16	1	BLMP 0904..	
SM58897	MHT BL09 D25 M12 L35 Z03-H		✓	25	3	21	12.5	35	23	12	1.5		
SM58903	MHT BL09 D32 M16 L43 Z04-H		✓	32	4	29	17	43	23	16	1.5		
SM58910	MHT BL09 D35 M16 L43 Z04-H		✓	35	4	29	17	43	23	16	1.5		
SM58927	MHT BL09 D40 M16 L43 Z05-H		✓	40	5	29	17	43	23	16	1.5		

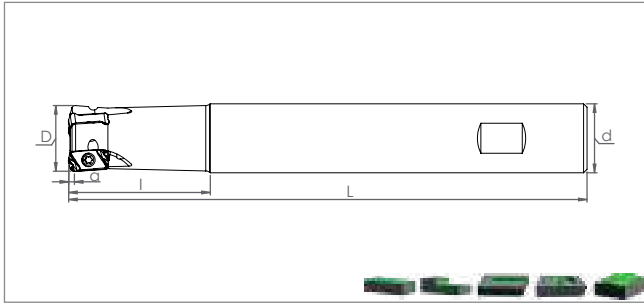


Ordering Code	Item Designation	Dimensions (mm)						Master Insert*
	<b>HTK BLMP</b> <b>0603.. / 0904.. / 1105..</b>		D	Z	d	L	a	
SM38967	HTK BL06 D40 A16 Z06-H	✓	40	6	16	40	1	BLMP 0603..
SM33177	HTK BL06 D50 A22 Z07-H	✓	50	7	22	40	1	
SM28050	HTK BL09 D40 A16 Z05-H	✓	40	5	16	40	1.5	BLMP 0904..
SM28043	HTK BL09 D50 A22 Z06-H	✓	50	6	22	40	1.5	
SM22607	HTK BL09 D63 A22 Z07-H	✓	63	7	22	40	1.5	BLMP 1105..
SM54561	HTK BL11 D40 A16 Z04-H		40	4	16	40	2	
SM54578	HTK BL11 D50 A22 Z05-H		50	5	22	40	2	
SM54585	HTK BL11 D52 A22 Z05-H		52	5	22	40	2	
SM54592	HTK BL11 D63 A22 Z06-H		63	6	22	40	2	
SM54608	HTK BL11 D66 A27 Z06-H		66	6	27	50	2	

Cooling mounting screw is optional / See Page "K438" for cooling mounting screws.  
İçten su vermeli montaj vidaları opsiyoneldir. / Bkz. Sayfa "K438" İçten su vermeli montaj vidaları için.

Size Designation	Master Insert*	Spare Parts		
		Screw	Torx Key	Screw Torque Value
D16 - D42		SSV M2.5x6- <b>9505</b>	STK-T08- <b>9908</b>	1,2
D50		SSV M2.5x7- <b>9507</b>		
D25 - D63	BLMP 0904..	SSV M3.5x8- <b>9513</b>	STK-T10- <b>9909</b>	2,9
D32 - D66	BLMP 1105..	SSV M5x13- <b>9519</b>	STK-T20- <b>9911</b>	8,5

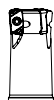




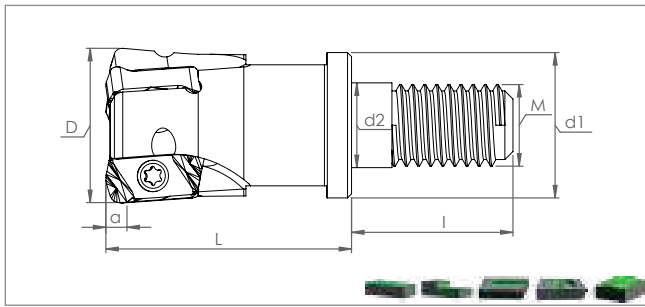
Ordering Code	Item Designation	Dimensions (mm)								Master Insert*
			D	d	Z	L	l	a		
<i>HST LNMU 0303..</i>										
SM45507	HST LN03 D16 W16 L150 Z02-H	✓	16	16	2	150	40	1	LNMU 0303..	
SM01385	HST LN03 D17 W16 L150 Z02-H	✓	17	16	2	150	30	1		
SM52871	HST LN03 D17 C16 L200 Z02	-	17	16	2	200	30	1		
SM49741	HST LN03 D18 W16 L150 Z02-H	✓	18	16	2	150	30	1		
SM45514	HST LN03 D20 W20 L150 Z03-H	✓	20	20	3	150	40	1		
SM52833	HST LN03 D21 W20 L150 Z03-H	✓	21	20	3	150	30	1		
SM52888	HST LN03 D21 C20 L200 Z03	-	21	20	3	200	30	1		
SM49758	HST LN03 D22 W20 L150 Z03-H	✓	22	20	3	150	30	1		
SM45521	HST LN03 D25 W25 L150 Z04-H	✓	25	25	4	150	40	1		
SM52840	HST LN03 D26 W25 L150 Z04-H	✓	26	25	4	150	30	1		
SM52895	HST LN03 D26 C25 L200 Z04	-	26	25	4	200	30	1		
SM52857	HST LN03 D32 W32 L150 Z05-H	✓	32	32	5	150	40	1		
SM52864	HST LN03 D33 W32 L150 Z05-H	✓	33	32	5	150	30	1		
SM52901	HST LN03 D33 C32 L200 Z05	-	33	32	5	200	30	1		

Ordering Code	Item Designation	Dimensions (mm)								Master Insert*
			D	d	Z	L	l	a		
<i>HST LNMU 06X5..</i>										
SM45538	HST LN06 D32 W32 L150 Z02-H	✓	32	32	2	150	40	1.5	LNMU 06X5..	
SM45545	HST LN06 D35 W32 L150 Z02-H	✓	35	32	2	150	30	1.5		

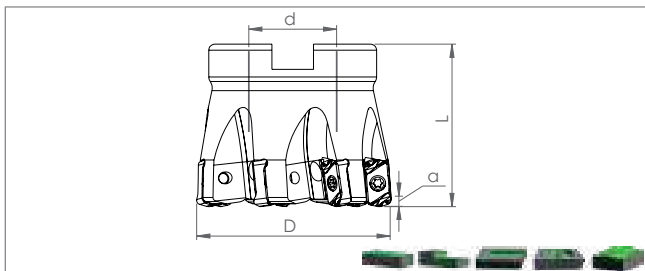
Size Designation	Master Insert*	Spare Parts		
		Screw	Torx Key	Screw Torque Value
D16 - D18				
D20 - D50		SSV M2.5x6- <b>9505</b>		
D32 - D63	LNMU 06X5..	SSV M2.5x7- <b>9507</b>	STK-T08- <b>9908</b>	1,2
	LNMU 06X5..	SSV M5x13- <b>9519</b>	STK-T20- <b>9911</b>	8,5



High Feed Milling Tools



Ordering Code	Item Designation		Dimensions (mm)								Master Insert*
	<b>MHT LNMU 0303..</b>		D	Z	d1	d2	L	l	M	a	
SM45552	MHT LN03 D16 M08 L25 Z02-H	✓	16	2	15	8.5	25	17	8	1	LNMU 0303..
SM45569	MHT LN03 D20 M10 L30 Z03-H	✓	20	3	18	10.5	30	19	10	1	
SM45576	MHT LN03 D25 M12 L35 Z04-H	✓	25	4	21	12.5	35	23	12	1	
SM51959	MHT LN03 D32 M16 L43 Z05-H	✓	32	5	29	17	43	23	16	1	
SM60401	MHT LN03 D40 M16 L43 Z05-H	✓	40	5	29	17	43	23	16	1	
SM51966	MHT LN03 D40 M16 L43 Z06-H	✓	40	6	29	17	43	23	16	1	
SM00265	MHT LN03 D42 M16 L43 Z06-H	✓	42	6	29	17	43	23	16	1	

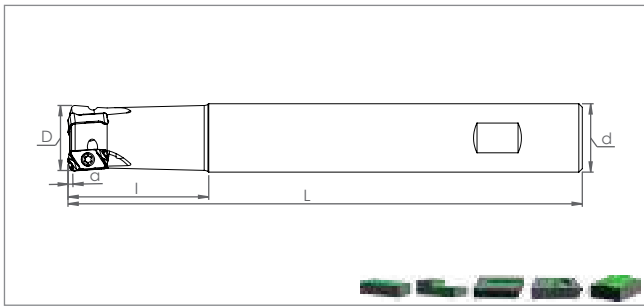


Ordering Code	Item Designation		Dimensions (mm)					Master Insert*
	<b>HTK LNMU 0303..</b>		D	Z	d	L	a	
SM45460	HTK LN03 D40 A16 Z05-H	✓	40	5	16	40	1	LNMU 0303..
SM45477	HTK LN03 D50 A22 Z07-H	✓	50	7	22	40	1	

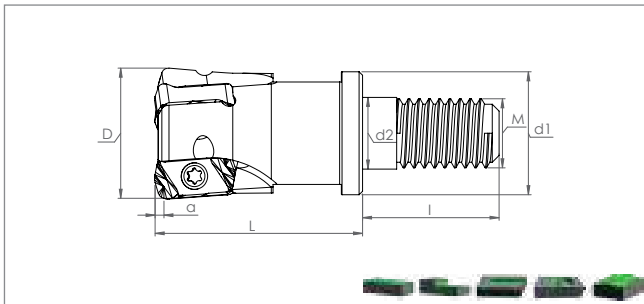
Ordering Code	Item Designation		Dimensions (mm)					Master Insert*
	<b>HTK LNMU 06X5..</b>		D	Z	d	L	a	
SM45484	HTK LN06 D50 A22 Z04-H	✓	50	4	22	40	1.5	LNMU 06X5..
SM50280	HTK LN06 D63 A22 Z05-H	✓	63	5	22	40	1.5	

Cooling mounting screw is optional / See Page "K438" for cooling mounting screws.  
İçten su vermeli montaj vidaları opsiyoneldir. / Bkz. Sayfa "K438" İçten su vermeli montaj vidaları için.

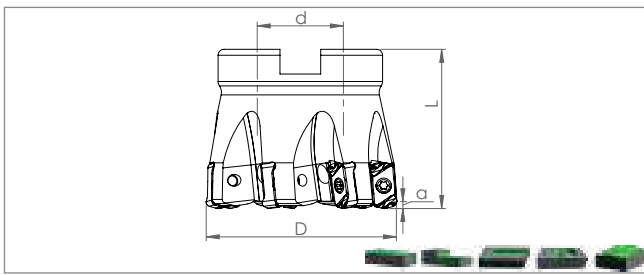
Size Designation	Master Insert*	Spare Parts		
		Screw	Torx Key	Screw Torque Value
D16 - D18	LNMU 0303..			
D20 - D50		SSV M2.5x6-9505		
D32 - D63	LNMU 06X5..	SSV M2.5x7-9507	STK-T08-9908	1,2
		SSV M5x13-9519	STK-T20-9911	8,5



Ordering Code	Item Designation	Dimensions (mm)							Master Insert*
			D	d	Z	L	l	a	
<b>HST ENMU 1004..</b>									
SM47273	HST EN10 D16 W16 L150 Z02-H	✓	16	16	2	150	40	1.7	ENMU 1004..
SM47280	HST EN10 D20 W20 L150 Z03-H	✓	20	20	3	150	40	1.7	
SM47297	HST EN10 D25 W25 L150 Z04-H	✓	25	25	4	150	40	1.7	
SM47303	HST EN10 D32 W32 L150 Z05-H	✓	32	32	5	150	40	1.7	



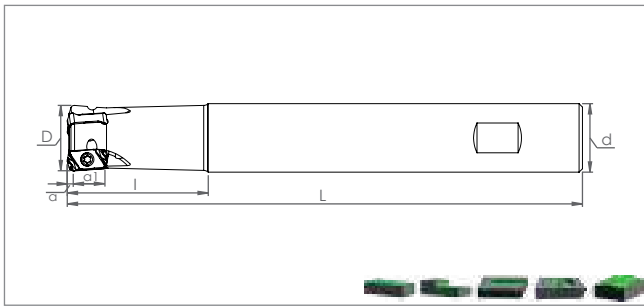
Ordering Code	Item Designation	Dimensions (mm)									Master Insert*
			D	Z	d1	d2	L	l	M	a	
<b>MHT ENMU 1004..</b>											
SM47426	MHT EN10 D16 M08 L25 Z02-H	✓	16	2	15	8.5	25	17	8	1.7	ENMU 1004..
SM47433	MHT EN10 D20 M10 L30 Z03-H	✓	20	3	18	10.5	30	19	10	1.7	
SM47440	MHT EN10 D25 M12 L35 Z04-H	✓	25	4	21	12.5	35	23	12	1.7	










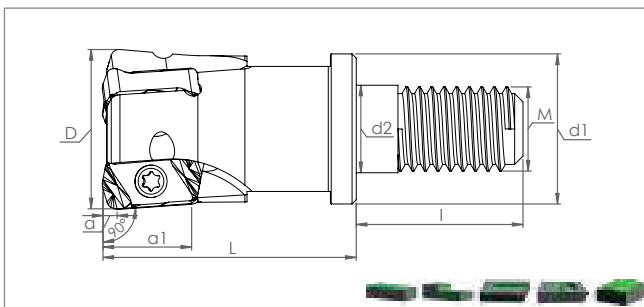
Ordering Code	Item Designation	Dimensions (mm)					Master Insert*	
			D	Z	d	L		a
<b>HTK ENMU 1004..</b>								
SM47242	HTK EN10 D40 A16 Z05-H	✓	40	5	16	40	1.7	ENMU 1004..
SM47259	HTK EN10 D50 A22 Z07-H	✓	50	7	22	40	1.7	
SM47266	HTK EN10 D63 A22 Z09-H	✓	63	9	22	40	1.7	







Size Designation	Master Insert*	Spare Parts		
		Screw 	Torx Key 	Screw Torque Value N-m
D16 - D20	ENMU 1004..	SSV M2.5x6-9505	STK-T08-9908	1,2
D25 - D63		SSV M2.5x7-9507		




High Feed Milling Tools

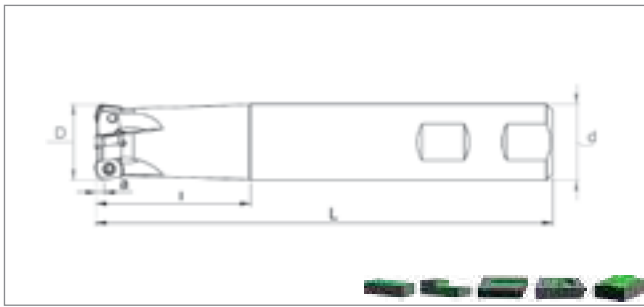


Ordering Code	Item Designation	Dimensions (mm)									Master Insert*
			D	d	Z	L	l	a	a1 90°		
	<b>HST ZPMT / YPHW / EP.. 1003..</b>										
SM47358	HST(90) ZP10 D16 W16 L150 Z02-H		16	16	2	150	40	1	9	ZPMT / YPHW / EP.. 1003..	
SM47365	HST(90) ZP10 D20 W20 L150 Z03-H		20	20	3	150	40	1	9		
SM47372	HST(90) ZP10 D25 W25 L150 Z04-H		25	25	4	150	40	1	9		
SM47389	HST(90) ZP10 D32 W32 L150 Z05-H		32	32	5	150	40	1	9		

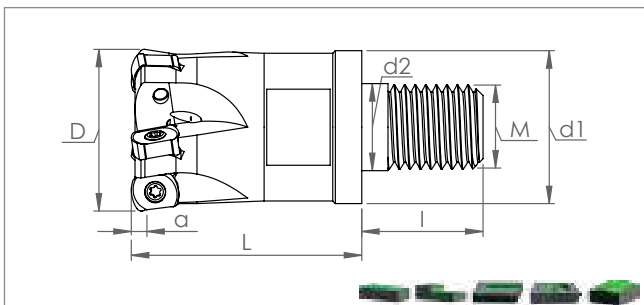


Ordering Code	Item Designation	Dimensions (mm)										Master Insert*
			D	Z	d1	d2	L	l	M	a	a1 90°	
	<b>MHT ZPMT / YPHW / EP.. 1003..</b>											
SM47457	MHT(90) ZP10 D16 M08 L25 Z02-H		16	2	15	8.5	25	17	8	1	9	ZPMT / YPHW / EP.. 1003..
SM47464	MHT(90) ZP10 D20 M10 L30 Z03-H		20	3	18	10.5	30	19	10	1	9	
SM47471	MHT(90) ZP10 D25 M12 L35 Z04-H		25	4	21	12.5	35	23	12	1	9	

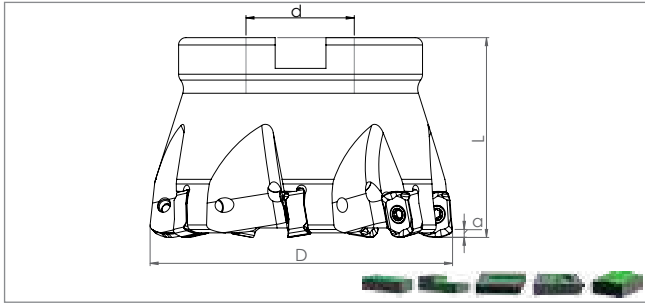
Size Designation	Master Insert*	Spare Parts		
		Screw	Torx Key	Screw Torque Value
D16 - D20				 N-m
D25 - D32		SSV M2.5x6-9505 SSV M2.5x7-9507		
	ZPMT / YPHW / EP.. 1003..		STK-T08-9908	1,2





Ordering Code	Item Designation	Dimensions (mm)								Master Insert*
			D	d	Z	L	l	a		
<b>HST ENMX 0604..</b>										
SM58170	HST EN06 D16 W16 L150 Z02-H	✓	16	16	2	150	40	0.9	ENMX 0604..	
SM58187	HST EN06 D17 W16 L150 Z02-H	✓	17	16	2	150	30	0.9		
SM58194	HST EN06 D20 W20 L150 Z03-H	✓	20	20	3	150	40	1		
SM58200	HST EN06 D20 C20 L200 Z03	-	20	20	3	200	50	1		
SM58217	HST EN06 D21 W20 L150 Z03-H	✓	21	20	3	150	30	1		
SM58224	HST EN06 D21 C20 L200 Z03	-	21	20	3	200	30	1		
SM58231	HST EN06 D25 W25 L150 Z04-H	✓	25	25	4	150	40	1		
SM58248	HST EN06 D25 C25 L200 Z04	-	25	25	4	200	50	1		
SM58255	HST EN06 D26 W25 L150 Z04-H	✓	26	25	4	150	30	1		
SM58262	HST EN06 D26 C25 L200 Z04	-	26	25	4	200	30	1		
SM58279	HST EN06 D32 C32 L200 Z05	-	32	32	5	200	50	1		
SM58286	HST EN06 D33 C32 L200 Z05	-	33	32	5	200	30	1		







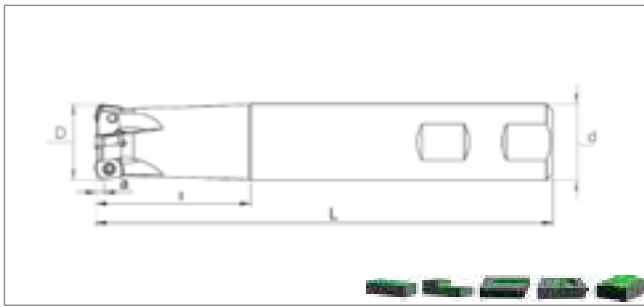
Ordering Code	Item Designation	Dimensions (mm)										Master Insert*
			D	Z	d1	d2	L	l	M	a		
<b>HST ENMX 0604..</b>												
SM58293	MHT EN06 D16 M08 L25 Z02-H	✓	16	2	15	8.5	25	17	8	0.9	ENMX 0604..	
SM58309	MHT EN06 D20 M10 L30 Z03-H	✓	20	3	28	10.5	30	19	10	1		
SM58316	MHT EN06 D25 M12 L35 Z04-H	✓	25	4	21	12.5	35	23	12	1		
SM58323	MHT EN06 D32 M16 L43 Z05-H	✓	32	5	29	17	43	23	16	1		
SM58330	MHT EN06 D35 M16 L43 Z05-H	✓	35	5	29	17	43	23	16	1		
SM58347	MHT EN06 D42 M16 L43 Z05-H	✓	42	5	29	17	43	23	16	1		



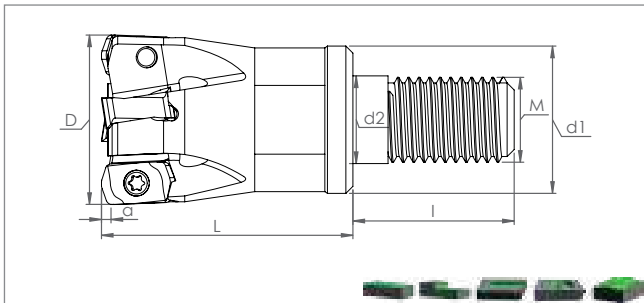
Ordering Code	Item Designation	Dimensions (mm)						Master Insert*
			D	Z	d	L	a	
	<b>HTK ENMX 0604..</b>							
SM58354	HTK EN06 D40 A16 Z05-H	✓	40	5	16	40	1	ENMX 0604..
SM58361	HTK EN06 D50 A22 Z06-H	✓	50	6	22	40	1	
SM58378	HTK EN06 D63 A22 Z07-H	✓	63	7	22	40	1	
SM58385	HTK EN06 D80 A27 Z08-H	✓	80	8	27	50	1	

Cooling mounting screw is optional / See Page "K438" for cooling mounting screws.  
İçten su vermeli montaj vidaları opsiyoneldir. / Bkz. Sayfa "K438" içten su vermeli montaj vidaları için.

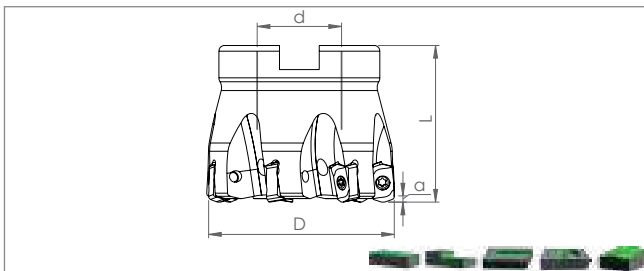
Size Designation	Master Insert*	Spare Parts		
		Screw	Torx Key	Screw Torque Value
D16 - D20				 N·m
D25 - D80		SSV M2.5x6-9505	STK-T08-9908	1,2
	SSV M2.5x7-9507			



Ordering Code	Item Designation	Dimensions (mm)							Master Insert*
			D	d	Z	L	l	a	
<b>HST BNGX 10T3..</b>									
SM46375	HST BN10 D16 W16 L150 Z02-H	✓	16	16	2	150	40	1	BNGX 10T3..
SM46382	HST BN10 D20 W20 L150 Z03-H	✓	20	20	3	150	40	1	
SM46399	HST BN10 D25 W25 L150 Z04-H	✓	25	25	4	150	40	1	
SM46405	HST BN10 D32 W32 L150 Z05-H	✓	32	32	5	150	40	1	



Ordering Code	Item Designation	Dimensions (mm)									Master Insert*
			D	Z	d1	d2	L	l	M	a	
<b>MHT BNGX 10T3..</b>											
SM46450	MHT BN10 D16 M08 L25 Z02-H	✓	16	2	15	8.5	25	17	8	1	BNGX 10T3..
SM46467	MHT BN10 D20 M10 L30 Z03-H	✓	20	3	18	10.5	30	19	10	1	
SM46474	MHT BN10 D25 M12 L35 Z04-H	✓	25	4	21	12.5	35	23	12	1	
SM46481	MHT BN10 D32 M16 L43 Z05-H	✓	32	5	29	17	43	23	16	1	



Ordering Code	Item Designation	Dimensions (mm)					Master Insert*	
			D	Z	d	L		a
<b>HTK BNGX 10T3..</b>								
SM43558	HTK BN10 D40 A16 Z06-H	✓	40	6	16	40	1	BNGX 10T3..
SM43565	HTK BN10 D50 A22 Z07-H	✓	50	7	22	40	1	

Size Designation	Master Insert*	Spare Parts		
		Screw	Torx Key	Screw Torque Value
D16 - D20 D25 - D50	BNGX 10T3..	 SSV M2.5x6-9505 SSV M2.5x7-9507	 STK-T08-9908	N-m 1,2


High Feed Milling Tools





Ordering Code	Item Designation	Dimensions (mm)							Master Insert*
	<b>HST LPMT / LPMW / LPEW 0402.. KRLY</b>		D	d	Z	L	l	a	
SM47396	HST LP04 D10 C10 L120 Z02-H	✓	10	10	2	120	30	0.4	LP.. 0402.. KRLY
SM47402	HST LP04 D12 C12 L120 Z02-H	✓	12	12	2	120	30	0.4	
SM47419	HST LP04 D14 C12 L120 Z03-H	✓	14	12	3	120	20	0.4	

Size Designation	Master Insert*	Spare Parts		
		Screw	Torx Key	Screw Torque Value
D10 - D14	 LP.. 0402..	 SSV M1.8x4-9501	 STK-T06-9906	 N-m 0,6




Ordering Code	Item Designation	Dimensions (mm)							Master Insert*
	<b>HST EOMT / ZOMT 0402..DJT</b>		D	d	Z	L	l	a	
SM43473	HST EO06 D10 W10 L120 Z02-H	✓	10	10	2	120	25	0.3	EOMT / ZOMT 0602 DJT
SM43480	HST EO06 D12 W12 L120 Z02-H	✓	12	12	2	120	25	0.3	



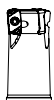
Ordering Code	Item Designation	Dimensions (mm)							Master Insert*
	<b>HST LPGT 0102.. KYCR</b>		D	d	Z	L	l	a	
SM37489	HST LP01 D10 C10 L100 Z02-H	✓	10	10	2	100	30	0.5	LPGT 0102.. KYCR
SM37496	HST LP01 D12 C12 L120 Z03-H	✓	12	12	3	120	30	0.5	
SM51669	HST LP01 D14 C12 L120 Z03-H	✓	14	12	3	120	20	0.5	
SM37502	HST LP01 D16 C16 L120 Z04-H	✓	16	16	4	120	30	0.5	

Size Designation	Master Insert*	Spare Parts		
		Screw	Torx Key	Screw Torque Value
D10 - D16	 LPGT 0102..	 SSV M2x4-9521	 STK-T06-9906	 N-m 0,6



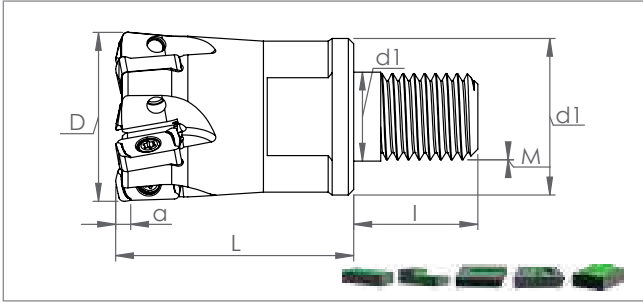


Ordering Code	Item Designation	Dimensions (mm)								Master Insert*
			D	d	Z	L	l	a		
<i>HST LOGU 0303..</i>										
SM52574	HST LG03 D16 W16 L100 Z02-H	✓	16	16	2	100	30	1	LOGU 0303..	
SM27442	HST LG03 D16 W16 L150 Z02-H	✓	16	16	2	150	40	1		
SM52581	HST LG03 D17 W16 L150 Z02-H	✓	17	16	2	150	30	1		
SM52598	HST LG03 D20 W20 L100 Z03-H	✓	20	20	3	100	30	1		
SM27480	HST LG03 D20 W20 L150 Z03-H	✓	20	20	3	150	40	1		
SM01972	HST LG03 D20 W20 L150 Z04-H	✓	20	20	4	150	40	1		
SM37991	HST LG03 D21 W20 L150 Z03-H	✓	21	20	3	150	30	1		
SM52611	HST LG03 D21 C20 L200 Z03	-	21	20	3	200	30	1		
SM27503	HST LG03 D22 W20 L150 Z03-H	✓	22	20	3	150	30	1		
SM52628	HST LG03 D25 W25 L100 Z04-H	✓	25	25	4	100	30	1		
SM27527	HST LG03 D25 W25 L150 Z04-H	✓	25	25	4	150	40	1		
SM01989	HST LG03 D25 W25 L150 Z05-H	✓	25	25	5	150	40	1		
SM52642	HST LG03 D25 C25 L200 Z04	-	25	25	4	200	50	1		
SM52659	HST LG03 D26 W25 L150 Z04-H	✓	26	25	4	150	30	1		
SM52666	HST LG03 D32 C32 L200 Z05	-	32	32	5	200	50	1		
SM27541	HST LG03 D32 W32 L150 Z05-H	✓	32	32	5	150	40	1		
SM52673	HST LG03 D33 W32 L150 Z05-H	✓	33	32	5	150	30	1		

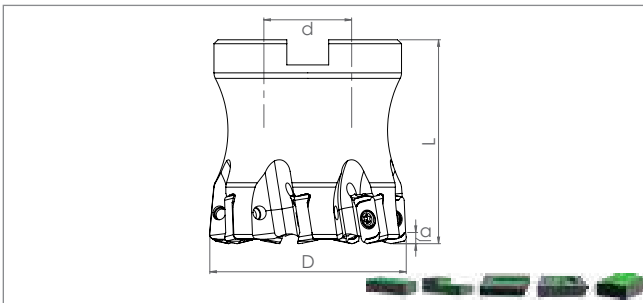


High Feed Milling Tools

Size Designation	Master Insert*	Spare Parts		
		Screw 	Torx Key 	Screw Torque Value N·m
D16 - D33	LOGU 0303..	SSV M3x6 LG-9509	STK-T08-9908	1,9



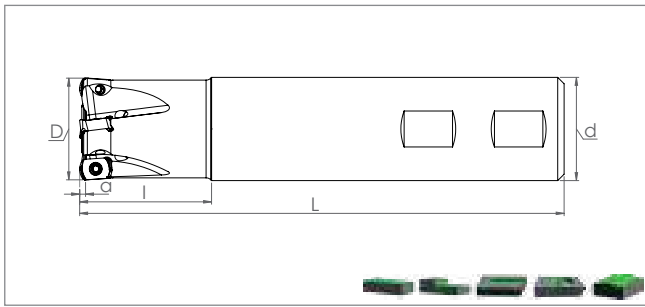
Ordering Code	Item Designation		Dimensions (mm)								Master Insert*
	<b>MHT LOGU 0303..</b>		D	Z	d1	d2	L	l	M	a	
SM37144	MHT LG03 D16 M08 L25 Z02-H	✓	16	2	15	8.5	25	17	8	1	LOGU 0303..
SM29996	MHT LG03 D20 M10 L30 Z03-H	✓	20	3	18	10.5	30	19	10	1	
SM00760	MHT LG03 D20 M10 L30 Z04-H	✓	20	4	18	10.5	30	19	10	1	
SM29989	MHT LG03 D25 M12 L35 Z04-H	✓	25	4	21	12.5	35	23	12	1	
SM00715	MHT LG03 D25 M12 L35 Z05-H	✓	25	5	21	12.5	35	23	12	1	
SM27565	MHT LG03 D32 M16 L43 Z05-H	✓	32	5	29	17	43	23	16	1	
SM00722	MHT LG03 D32 M16 L43 Z06-H	✓	32	6	29	17	43	23	16	1	
SM37151	MHT LG03 D35 M16 L43 Z05-H	✓	35	5	29	17	43	23	16	1	
SM01132	MHT LG03 D42 M16 L43 Z05-H	✓	42	5	29	17	43	23	16	1	
SM52697	MHT LG03 D42 M16 L43 Z06-H	✓	42	6	29	17	43	23	16	1	





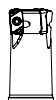
Ordering Code	Item Designation		Dimensions (mm)					Master Insert*
	<b>HTK LOGU 0303..</b>		D	Z	d	L	a	
SM33146	HTK LG03 D40 A16 Z05-H	✓	40	5	16	40	1	LOGU 0303..
SM52550	HTK LG03 D40 A16 Z06-H	✓	40	6	16	40	1	
SM60661	HTK LG03 D40 A16 Z07-H	✓	40	7	16	40	1	
SM52567	HTK LG03 D50 A22 Z06-H	✓	50	6	22	40	1	
SM29330	HTK LG03 D50 A22 Z07-H	✓	50	7	22	40	1	
SM60678	HTK LG03 D50 A22 Z08-H	✓	50	8	22	40	1	
SM33153	HTK LG03 D63 A22 Z09-H	✓	63	9	22	40	1	



Cooling mounting screw is optional / See Page "K438" for cooling mounting screws.  
İçten su vermeli montaj vidaları opsiyoneldir. / Bkz. Sayfa "K438" İçten su vermeli montaj vidaları için.

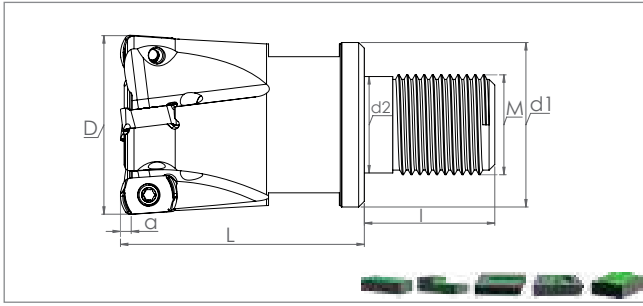
Size Designation	Master Insert*	Spare Parts		
		Screw	Torx Key	Screw Torque Value
D16 - D63	LOGU 0303..	SSV M3x6 LG-9509	STK-T08-9908 1,9 N-m	



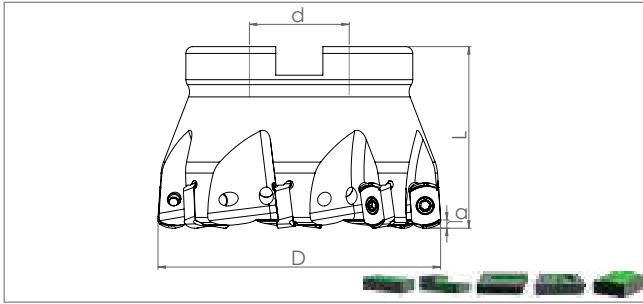
Ordering Code	Item Designation	Dimensions (mm)								Master Insert*
			D	d	Z	L	l	a		
<i>HST LOHT 0603..</i>										
SM58774	HST LO06 D20 W20 L150 Z02-H	✓	20	20	2	150	40	0.9	LOHT 0603..	
SM58781	HST LO06 D21 W20 L150 Z02-H	✓	21	20	2	150	30	0.9		
SM58798	HST LO06 D25 W25 L150 Z03-H	✓	25	25	3	150	40	0.9		
SM58804	HST LO06 D26 W25 L150 Z03-H	✓	26	25	3	150	30	0.9		
SM58811	HST LO06 D32 W32 L150 Z04-H	✓	32	32	4	150	40	0.9		



Size Designation	Master Insert*	Spare Parts		
		Screw 	Torx Key 	Screw Torque Value  N·m
D20 - D32	LOHT 0603..	SSV M2.5x7-9506	STK-T08-9908	1,2




Ordering Code	Item Designation		Dimensions (mm)								Master Insert*
	<b>MHT LOHT 0603..</b>		D	Z	d1	d2	L	I	M	a	
SM58828	MHT LO06 D20 M10 L30 Z02-H	✓	20	2	18	10.5	30	19	10	0.9	LOHT 0603..
SM58835	MHT LO06 D25 M12 L35 Z03-H	✓	25	3	21	12.5	35	23	12	0.9	
SM58842	MHT LO06 D32 M16 L43 Z04-H	✓	32	4	29	17	43	23	16	0.9	



Ordering Code	Item Designation		Dimensions (mm)					Master Insert*
	<b>HTK LOHT 0603..</b>		D	Z	d	L	a	
SM56565	HTK LO06 D40 A16 Z06-H	✓	40	6	16	40	0.9	LOHT 0603..
SM56572	HTK LO06 D50 A22 Z07-H	✓	50	7	22	40	0.9	
SM56589	HTK LO06 D52 A22 Z07-H	✓	52	7	22	40	0.9	
SM56596	HTK LO06 D63 A22 Z08-H	✓	63	8	22	40	0.9	

Cooling mounting screw is optional / See Page "K438" for cooling mounting screws.  
İçten su vermeli montaj vidaları opsiyoneldir. / Bkz. Sayfa "K438" İçten su vermeli montaj vidaları için.

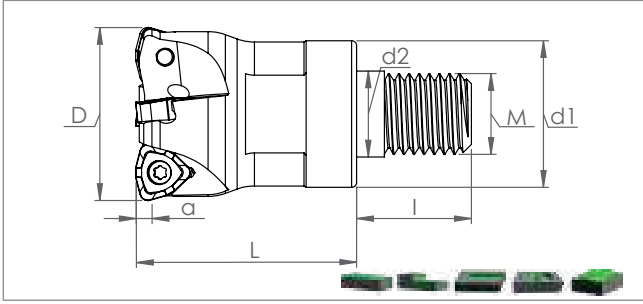
Size Designation	Master Insert*	Spare Parts		
		Screw 	Torx Key 	Screw Torque Value N·m
D20 - D63	LOHT 0603..	SSV M2.5x7-9506	STK-T08-9908	1,2



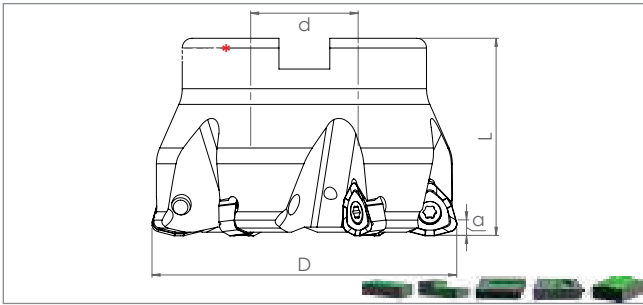
Ordering Code	Item Designation	Dimensions (mm)								Master Insert*
			D	d	Z	L	l	a		
<i>HST WNMX 0603.. / 09T3..</i>										
SM44333	HST WN0603 D17 W16 L150 Z02-H	✓	17	16	2	150	30	1	WNMX 0603..	
SM44340	HST WN0603 D20 W20 L150 Z02-H	✓	20	20	2	150	40	1		
SM44357	HST WN0603 D21 W20 L150 Z02-H	✓	21	20	2	150	30	1		
SM44364	HST WN0603 D25 W25 L150 Z03-H	✓	25	25	3	150	40	1		
SM44371	HST WN0603 D26 W25 L150 Z03-H	✓	26	25	3	150	30	1		
SM44388	HST WN0603 D32 W32 L150 Z04-H	✓	32	32	4	150	40	1		
SM44395	HST WN0603 D33 W32 L150 Z04-H	✓	33	32	4	150	30	1		
SM26261	HST WN09T3 D25 W25 L150 Z02-H	✓	25	25	2	150	40	1.5	WNMX 09T3..	
SM26278	HST WN09T3 D25 C25 L200 Z02	-	25	25	2	200	50	1.5		
SM26285	HST WN09T3 D25 C25 L300 Z02	-	25	25	2	300	30	1.5		
SM26292	HST WN09T3 D26 W25 L150 Z02-H	✓	26	25	2	150	30	1.5		
SM26308	HST WN09T3 D26 C25 L200 Z02	-	26	25	2	200	30	1.5		
SM26315	HST WN09T3 D26 C25 L300 Z02	-	26	25	2	300	50	1.5		
SM26322	HST WN09T3 D32 W25 L150 Z03-H	✓	32	25	3	150	30	1.5		
SM56480	HST WN09T3 D32 W32 L150 Z03-H	✓	32	32	3	150	40	1.5		
SM26339	HST WN09T3 D32 C25 L200 Z03	-	32	25	3	200	30	1.5		
SM56497	HST WN09T3 D32 C32 L200 Z03	-	32	32	3	200	50	1.5		
SM26346	HST WN09T3 D32 C32 L300 Z03	-	32	32	3	300	230	1.5		
SM26353	HST WN09T3 D33 W32 L150 Z03-H	✓	33	32	3	150	30	1.5		
SM26360	HST WN09T3 D33 C32 L200 Z03	-	33	32	3	200	30	1.5		
SM26377	HST WN09T3 D33 C32 L300 Z03	-	33	32	3	300	50	1.5		
SM26384	HST WN09T3 D35 W32 L150 Z04-H	✓	35	32	4	150	30	1.5		
SM26391	HST WN09T3 D35 C32 L200 Z04	-	35	32	4	200	30	1.5		
SM26407	HST WN09T3 D35 C32 L300 Z04	-	35	32	4	300	50	1.5		
SM26414	HST WN09T3 D40 W32 L150 Z04-H	✓	40	32	4	150	30	1.5		
SM26421	HST WN09T3 D40 W32 L200 Z04-H	✓	40	32	4	200	30	1.5		
SM26438	HST WN09T3 D40 C32 L300 Z04	-	40	32	4	300	50	1.5		

High Feed Milling Tools

Size Designation	Master Insert*	Spare Parts		
		Screw	Torx Key	Screw Torque Value
D17 - D21				
D25 - D33				
D25 - D66	WNMX 09T3..	SSV M3x8-9508		1,9



Ordering Code	Item Designation		Dimensions (mm)								Master Insert*
	<b>MHT WNMX 0603.. / 09T3..</b>		D	Z	d1	d2	L	l	M	a	
SM45620	MHT WN0603 D20 M10 L30 Z02-H	✓	20	2	18	10.5	30	19	10	1	WNMX 0603..
SM45637	MHT WN0603 D25 M12 L35 Z03-H	✓	25	3	21	12.5	35	23	12	1	
SM45644	MHT WN0603 D32 M16 L43 Z04-H	✓	32	4	29	17	43	23	16	1	
SM36635	MHT WN09T3 D25 M12 L35 Z02-H	✓	25	2	21	12.5	35	23	12	1.5	WNMX 09T3..
SM25790	MHT WN09T3 D32 M16 L43 Z03-H	✓	32	3	29	17	43	23	16	1.5	
SM27312	MHT WN09T3 D35 M16 L43 Z04-H	✓	35	4	29	17	43	23	16	1.5	
SM25806	MHT WN09T3 D40 M16 L43 Z04-H	✓	40	4	29	17	43	23	16	1.5	
SM39094	MHT WN09T3 D42 M16 L43 Z04-H	✓	42	4	29	17	43	23	16	1.5	



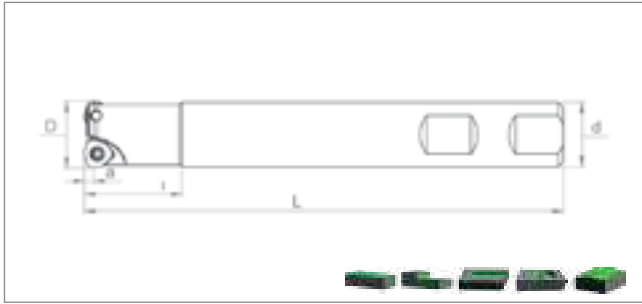
Ordering Code	Item Designation		Dimensions (mm)					Master Insert*
	<b>HTK WNMX 09T3..</b>		D	Z	d	L	a	
SM28081	HTK WN09T3 D40 A16 Z04-H	✓	40	4	16	40	1.5	WNMX 09T3..
SM28074	HTK WN09T3 D50 A22 Z05-H	✓	50	5	22	40	1.5	
SM56008	HTKLN WN09T3 D50 A22 Z05-H**		50	5	22	40	1.5	
SM51973	HTK WN09T3 D52 A22 Z05-H	✓	52	5	22	40	1.5	
SM22560	HTK WN09T3 D63 A22 Z06-H	✓	63	6	22	40	1.5	
SM56015	HTKLN WN09T3 D63 A22 Z06-H**		63	6	22	40	1.5	
SM51980	HTK WN09T3 D66 A27 Z06-H	✓	66	6	27	50	1.5	



Cooling mounting screw is optional / See Page "K438" for cooling mounting screws.  
İçten su vermeli montaj vidaları opsiyoneldir. / Bkz. Sayfa "K438" İçten su vermeli montaj vidaları için.

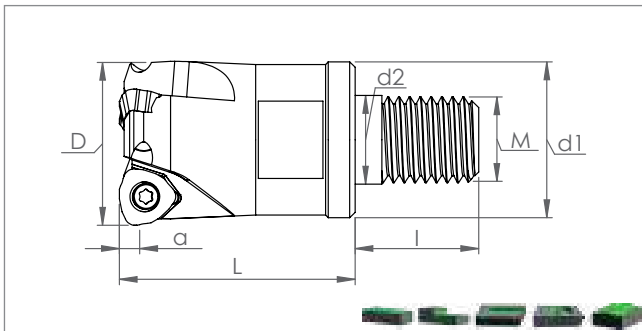
Size Designation	Master Insert*	Spare Parts		
		Screw	Torx Key	Screw Torque Value
D17 - D21	WNMX 0603..			N-m
D25 - D33		SSV M2.5x6-9505		
D25 - D66	WNMX 09T3..	SSV M2.5x7-9506	STK-T08-9908	1,2
		SSV M3x8-9508		1,9



\*Suitable Insert brand is KRLY

\*\*Left Side / Sol Yön

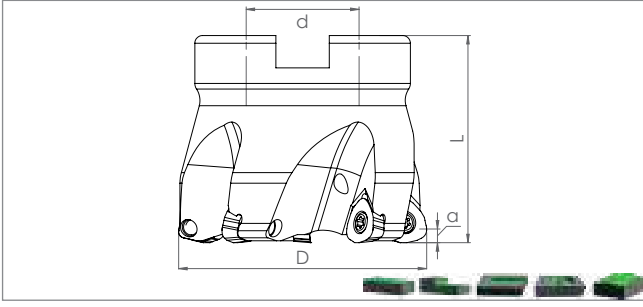




Ordering Code	Item Designation	Dimensions (mm)								Master Insert*
			D	d	Z	L	l	a**		
<b>HST JOMT 06T2.. / 0803.. JDM.-09T3..</b>										
SM35041	HST JO06 D16 W16 L120 Z02-H	✓	16	16	2	120	30	1	JOMT 06T2..	
SM35058	HST JO06 D17 W16 L120 Z02-H	✓	17	16	2	120	30	1		
SM35065	HST JO06 D20 W20 L120 Z03-H	✓	20	20	3	120	30	1		
SM35072	HST JO06 D22 W20 L120 Z03-H	✓	22	20	3	120	30	1		
SM35089	HST JO08 D17 W16 L150 Z01-H	✓	17	16	1	150	30	1.5	JOMT 0803..	
SM35096	HST JO08 D21 W20 L150 Z02-H	✓	21	20	2	150	30	1.5		
SM35102	HST JO08 D26 W25 L150 Z03-H	✓	26	25	3	150	30	1.5		
SM35003	HST JD09 D25 W25 L150 Z02-H	✓	25	25	2	150	40	2	JDM. 09T3..	
SM35010	HST JD09 D26 W25 L150 Z02-H	✓	26	25	2	150	30	2		
SM35027	HST JD09 D32 W32 L150 Z03-H	✓	32	32	3	150	40	2		
SM35034	HST JD09 D33 W32 L150 Z03-H	✓	33	32	3	150	30	2		






Ordering Code	Item Designation	Dimensions (mm)										Master Insert*
			D	Z	d1	d2	L	l	M	a**		
<b>MHT JOMT 0803.. JDM.-09T3..</b>												
SM37175	MHT JO08 D25 M12 L35 Z03-H	✓	25	3	21	12.5	35	23	12	1.5	JOMT 0803..	
SM26636	MHT JO08 D32 M16 L43 Z04-H	✓	32	4	29	17	43	23	16	1.5		
SM37199	MHT JO08 D35 M16 L43 Z04-H	✓	35	4	29	17	43	23	16	1.5		
SM37083	MHT JD09 D25 M12 L35 Z02-H	✓	25	2	21	12.5	35	23	12	2	JDM. 09T3..	
SM37090	MHT JD09 D32 M16 L43 Z03-H	✓	32	3	29	17	43	23	16	2		
SM37106	MHT JD09 D35 M16 L43 Z03-H	✓	35	3	29	17	43	23	16	2		





Ordering Code	Item Designation	Dimensions (mm)						Master Insert*
			D	Z	d	L	a**	
	<b>HTK JOMT 0803..</b> <b>JDM.-09T3.. / 1204..</b>							
SM33184	HTK JO08 D40 A16 Z04-H	✓	40	4	16	40	1.5	JOMT 0803..
SM00906	HTK JO08 D40 A16 Z05-H	✓	40	5	16	40	1.5	
SM33191	HTK JO08 D50 A22 Z05-H	✓	50	5	22	40	1.5	JDM. 09T3..
SM34761	HTK JD09 D40 A16 Z04-H	✓	40	4	16	40	2	
SM34778	HTK JD09 D50 A22 Z05-H	✓	50	5	22	40	2	JDM. 1204..
SM34785	HTK JD12 D50 A22 Z04-H	✓	50	4	22	40	2	
SM34792	HTK JD12 D63 A22 Z05-H	✓	63	5	22	40	2	

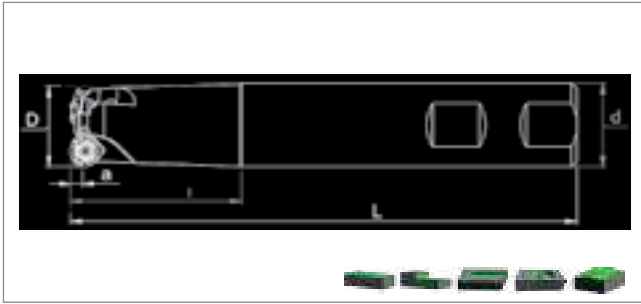
Cooling mounting screw is optional / See Page "K438" for cooling mounting screws.  
İçten su vermeli montaj vidaları opsiyoneldir. / Bkz. Sayfa "K438" için su vermeli montaj vidaları için.



Size Designation	Master Insert*	Spare Parts		
		Screw	Torx Key	Screw Torque Value
D16 - D17				N-m
D20 - D22				
D17 - D21	JOMT 0803..	SSV M2.5x6-9505	SSV M2.5x7-9506	1,2
D25 - D50				
D25 - D32	JDM. 09T3..	SSV M3x6-9507	SSV M3x8-9508	1,9
D40 - D50				
D50 - D63	JDM. 1204..	SSV M3.5x8-9510	SSV M3.5x10-9511	2,9
		SSV M4x10-9514		4,3

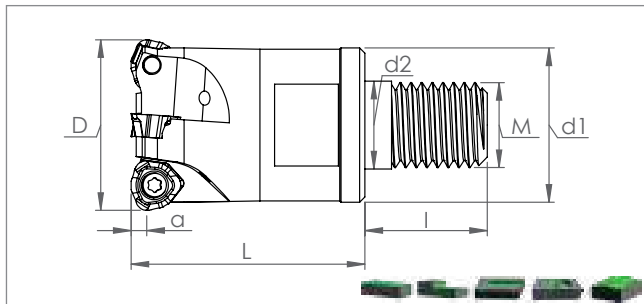
\*Suitable Insert brand is MTSBH



\*\* "a" may vary with insert type / "a" kesici uc tipine göre değişiklik gösterebilir



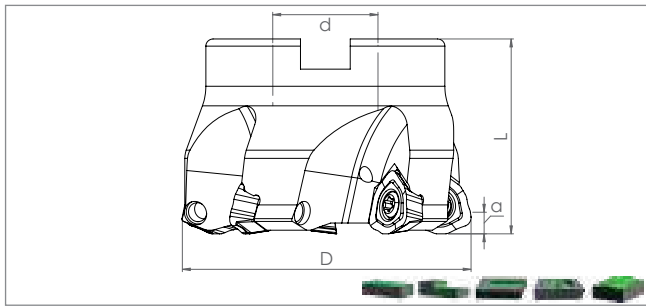




Ordering Code	Item Designation	Dimensions (mm)								Master Insert*
			<i>D</i>	<i>d</i>	<i>Z</i>	<i>L</i>	<i>l</i>	<i>a</i>		
<i>HST WDMT</i> 0603.. / 0804..										
SM37403	HST WD06 D16 W16 L120 Z02-H	✓	16	16	2	120	30	1	WDMT 0603..	
SM37410	HST WD06 D18 W16 L120 Z02-H	✓	18	16	2	120	30	1		
SM37427	HST WD06 D20 W20 L120 Z03-H	✓	20	20	3	120	30	1		
SM37434	HST WD06 D22 W20 L120 Z03-H	✓	22	20	3	120	30	1		
SM37441	HST WD08 D20 W20 L150 Z02-H	✓	20	20	2	150	40	1.5	WDMT 0804..	
SM37458	HST WD08 D22 W20 L150 Z02-H	✓	22	20	2	150	30	1.5		
SM37465	HST WD08 D25 W25 L150 Z03-H	✓	25	25	3	150	40	1.5		
SM37472	HST WD08 D26 W25 L150 Z03-H	✓	26	25	3	150	30	1.5		
SM34914	HST WD08 D32 W32 L150 Z04-H	✓	32	32	4	150	40	1.5		
SM34907	HST WD08 D33 W32 L150 Z04-H	✓	33	32	4	150	30	1.5		






Ordering Code	Item Designation	Dimensions (mm)										Master Insert*
			<i>D</i>	<i>Z</i>	<i>d1</i>	<i>d2</i>	<i>L</i>	<i>l</i>	<i>M</i>	<i>a</i>		
<i>MHT WDMT</i> 0804..												
SM37205	MHT WD08 D25 M12 L35 Z03-H	✓	25	3	21	12.5	35	23	12	1.5	WDMT 0804..	
SM37212	MHT WD08 D32 M16 L43 Z03-H	✓	32	3	29	17	43	23	16	1.5		
SM37229	MHT WD08 D35 M16 L43 Z04-H	✓	35	4	29	17	43	23	16	1.5		

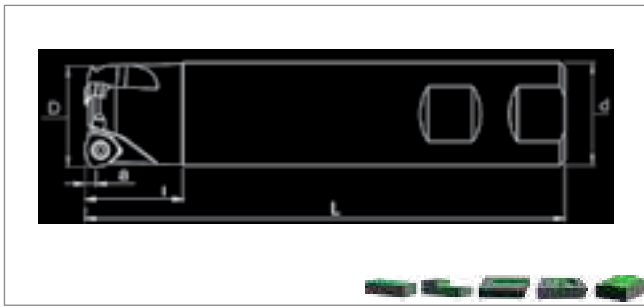
High Feed Milling Tools



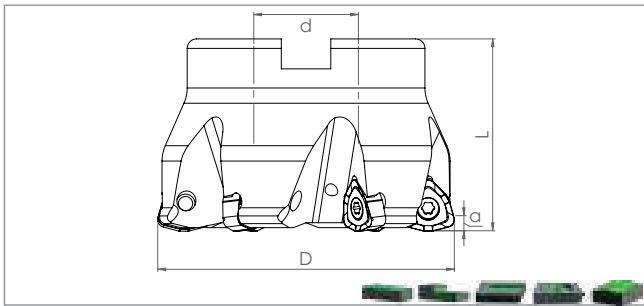
Ordering Code	Item Designation	Dimensions (mm)						Master Insert*
			D	Z	d	L	a	
	<b>HTK WDMT 0804.. / 1204..</b>							
SM33207	HTK WD08 D40 A16 Z04-H	✓	40	4	16	40	1.5	WDMT 0804..
SM33214	HTK WD08 D50 A22 Z05-H	✓	50	5	22	40	1.5	
SM33221	HTK WD12 D50 A22 Z04-H	✓	50	4	22	40	2	WDMT 1204..
SM33238	HTK WD12 D63 A22 Z05-H	✓	63	5	22	40	2	

Cooling mounting screw is optional / See Page "K438" for cooling mounting screws.  
İçten su vermeli montaj vidaları opsiyoneldir. / Bkz. Sayfa "K438" içten su vermeli montaj vidaları için.

Size Designation	Master Insert*	Spare Parts		
		Screw	Torx Key	Screw Torque Value
D16 - D18				 N-m
D20 - D22		SSV M2.5x6-9505		
D20 - D22	SSV M2.5x7-9506			
D25 - D50	WDMT 0804..	SSV M3x6-9507	STK-T08-9908	1,9
D25 - D50		SSV M3x8-9508		
D50 - D63	WDMT 1204..	SSV M4x10 9514	STK-T15-9910	4,3



Ordering Code	Item Designation	Dimensions (mm)							Master Insert*
			D	d	Z	L	l	a	
<b>HST WDMW 06T3</b>									
SM45002	HST WDMW06 D25 W25 L150 Z02-H	✓	25	25	2	150	40	1.5	WDMW 06T3..
SM45019	HST WDMW06 D32 W32 L150 Z03-H	✓	32	32	3	150	40	1.5	

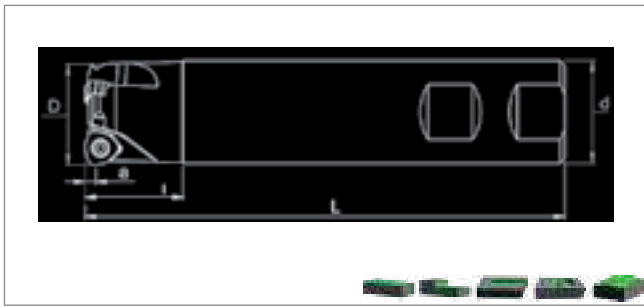


Ordering Code	Item Designation	Dimensions (mm)						Master Insert*
			D	Z	d	L	a	
<b>HTK WDMW 06T3 / 0805 / 10X6</b>								
SM44265	HTK WDMW06 D40 A16 Z04-H	✓	40	4	16	40	1.5	WDMW 06T3..
SM44272	HTK WDMW06 D50 A22 Z05-H	✓	50	5	22	40	1.5	
SM44289	HTK WDMW08 D50 A22 Z04-H	✓	50	4	22	40	2	WDMW 0805..
SM44296	HTK WDMW08 D63 A22 Z05-H	✓	63	5	22	40	2	
SM46832	HTK WDMW10 D125 B40 Z06	-	125	6	40	63	2.5	WDMW 10X6..
SM46849	HTK WDMW10 D160 C40 Z07	-	160	7	40	63	2.5	

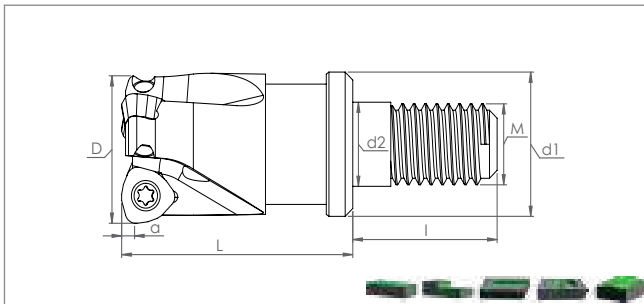
Cooling mounting screw is optional / See Page "K438" for cooling mounting screws.  
İçten su vermeli montaj vidaları opsiyoneldir. / Bkz. Sayfa "K438" içten su vermeli montaj vidaları için.



Size Designation	Master Insert*	Spare Parts		
		Screw	Torx Key	Screw Torque Value
				N-m
D25 - D50	WDMW 06T3..	SSV M3.5x8 SC-9513	STK-T10-9909	2,9
D50 - D63	WDMW 0805..	SSV M4.5x11-9518	STK-T20-9911	4,3
D125 - D160	WDMW 10X6..	SSV M5x13-9519		8,5



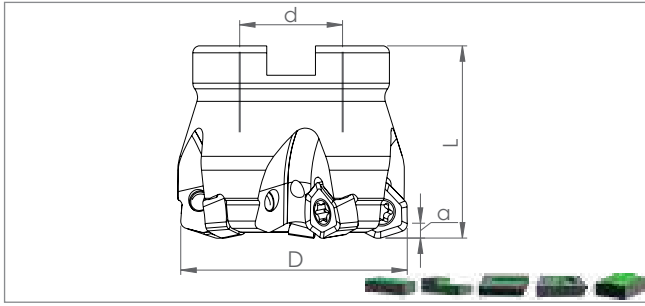
Ordering Code	Item Designation	Dimensions (mm)								Master Insert*
			D	d	Z	L	l	a		
	<b>HST WOM. 04T2</b>									
SM44944	HST WO04 D16 W16 L150 Z02-H	✓	16	16	2	150	40	1.2		WOM. 04T2..
SM44951	HST WO04 D20 W20 L150 Z03-H	✓	20	20	3	150	40	1.2		





Ordering Code	Item Designation	Dimensions (mm)										Master Insert*
			D	Z	d1	d2	L	l	M	a		
	<b>MHT WOM. 04T2</b>											
SM44968	MHT WO04 D16 M08 L25 Z02-H	✓	16	2	15	8.5	25	17	8	1.2		WOM. 04T2..
SM44975	MHT WO04 D20 M10 L30 Z03-H	✓	20	3	18	10.5	30	19	10	1.2		

Size Designation	Master Insert*	Spare Parts		
		Screw	Torx Key	Screw Torque Value
D16 - D20	WOM.04T2..	SSV M2.5x6-9505	STK-T08-9908	N-m

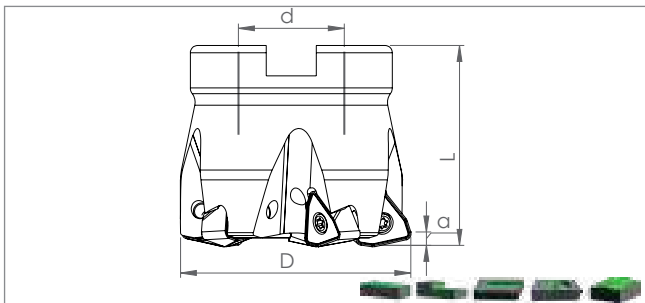
\*Suitable Insert brand is DJT





Ordering Code	Item Designation	Dimensions (mm)						Master Insert*
			D	Z	d	L	a	
	<b>HTK WXCU 0705..</b>							
SM46764	HTK WX07 D40 A16 Z04-H	✓	40	4	16	40	1.5	WXCU 0705..
SM46771	HTK WX07 D50 A22 Z05-H	✓	50	5	22	40	1.5	
SM46788	HTK WX07 D63 A22 Z06-H	✓	63	6	22	40	1.5	

Cooling mounting screw is optional / See Page "K438" for cooling mounting screws.  
İçten su vermeli montaj vidaları opsiyoneldir. / Bkz. Sayfa "K438" İçten su vermeli montaj vidaları için.

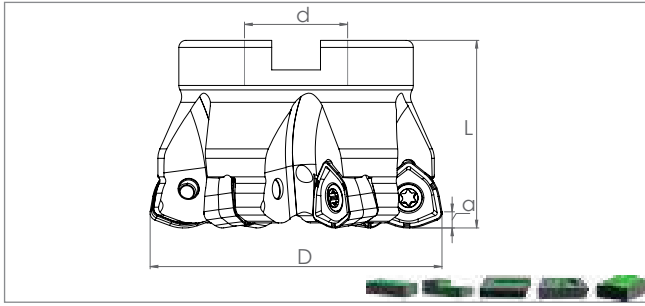
Size Designation	Master Insert*	Spare Parts		
		Screw	Torx Key	Screw Torque Value
				 N-m
D40 - D63	WXCU 0705..	SSV M4x9x5-9528	STK-T15-9910	4,3



Ordering Code	Item Designation	Dimensions (mm)						Master Insert**
			D	Z	d	L	a	
	<b>HTK WOEJ 0905..</b>							
SM43442	HTK WO09 D40 A16 Z04-H	✓	40	4	16	40	1.6	WOEJ 0905..
SM43459	HTK WO09 D50 A22 Z05-H	✓	50	5	22	40	1.6	
SM43466	HTK WO09 D63 A22 Z06-H	✓	63	6	22	40	1.6	

Cooling mounting screw is optional / See Page "K438" for cooling mounting screws.  
İçten su vermeli montaj vidaları opsiyoneldir. / Bkz. Sayfa "K438" İçten su vermeli montaj vidaları için.

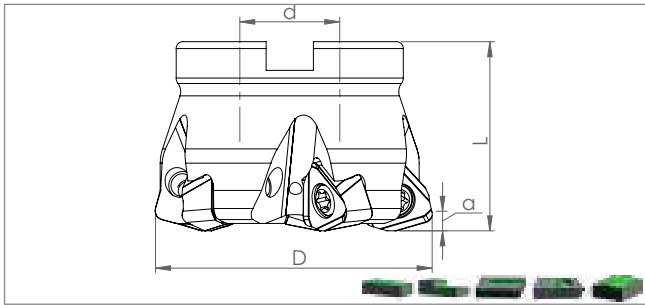
Size Designation	Master Insert**	Spare Parts		
		Screw	Torx Key	Screw Torque Value
				 N-m
D40 - D63	WOEJ 0905..	SSV M3x8-9508	STK-T08-9908	1,9



Ordering Code	Item Designation	Dimensions (mm)						Master Insert*
	<b>HTK 218.21</b>		D	Z	d	L	a	
SM40274	HTK 218.21 D50 A22 Z05-H	✓	50	5	22	40	1.8	218.21
SM40281	HTK 218.21 D63 A22 Z06-H	✓	63	6	22	40	1.8	
SM40298	HTK 218.21 D80 A27 Z07-H	✓	80	7	27	50	1.8	

Cooling mounting screw is optional / See Page "K438" for cooling mounting screws.  
İçten su vermeli montaj vidaları opsiyoneldir. / Bkz. Sayfa "K438" içten su vermeli montaj vidaları için.

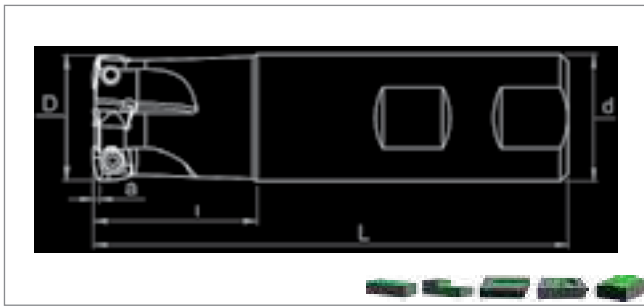
Size Designation	Master Insert*	Spare Parts		
		Screw	Torx Key	Screw Torque Value
D50 - D80	218.21	 SSV M4x12x5-9529	 STK-T15-9910	 4,3 N-m



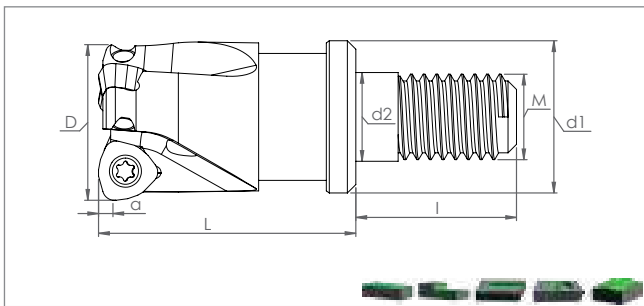
Ordering Code	Item Designation	Dimensions (mm)						Master Insert**
	<b>HTK WNMU 0907..</b>		D	Z	d	L	a	
SM44302	HTK WNMU09 D63 A22 Z05-H	✓	63	5	22	40	2.25	WNMU 0907..
SM44319	HTK WNMU09 D66 A27 Z06-H	✓	66	6	27	50	2.25	

Cooling mounting screw is optional / See Page "K438" for cooling mounting screws.  
İçten su vermeli montaj vidaları opsiyoneldir. / Bkz. Sayfa "K438" içten su vermeli montaj vidaları için.

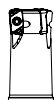
Size Designation	Master Insert**	Spare Parts		
		Screw	Torx Key	Screw Torque Value
D63 - D66	WNMU 0907..	 SSV M5x13-9519	 STK-T15-9910	 8,5 N-m



Ordering Code	Item Designation	Dimensions (mm)								Master Insert*
			D	d	Z	L	l	a		
<b>HST SDMT 09T3..</b>										
SM26445	HST SDMT09 D25 W25 L150 Z02-H	✓	25	25	2	150	40	1.4		SDMT 09T3..
SM26452	HST SDMT09 D32 W25 L150 Z03-H	✓	32	25	3	150	30	1.4		
SM26469	HST SDMT09 D35 W32 L150 Z03-H	✓	35	32	3	150	30	1.4		

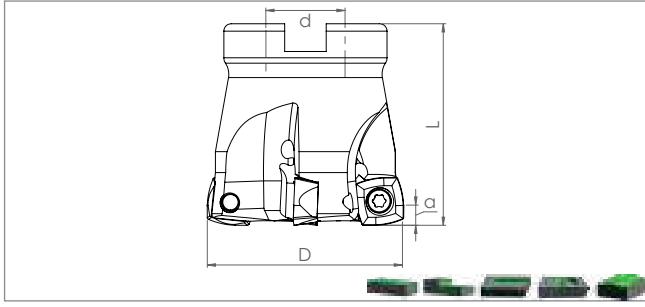




Ordering Code	Item Designation	Dimensions (mm)										Master Insert*
			D	Z	d1	d2	L	l	M	a		
<b>MHT SDMT 09T3.. ZCC</b>												
SM25813	MHT SDMT09 D25 M12 L35 Z02-H	✓	25	2	21	12.5	35	23	12	1.4	SDMT 09T3..	
SM25820	MHT SDMT09 D32 M16 L43 Z03-H	✓	32	3	29	17	43	23	16	1.4		
SM25837	MHT SDMT09 D35 M16 L43 Z03-H	✓	35	3	29	17	43	23	16	1.4		
SM25844	MHT SDMT09 D40 M16 L43 Z04-H	✓	40	4	29	17	43	23	16	1.4		



High Feed Milling Tools

Size Designation	Master Insert*	Spare Parts		
		Screw 	Torx Key 	Screw Torque Value N·m
D25 - D40	SDMT 09T3..	SSV M3.5x8-9513	STK-T10-9909	2,9

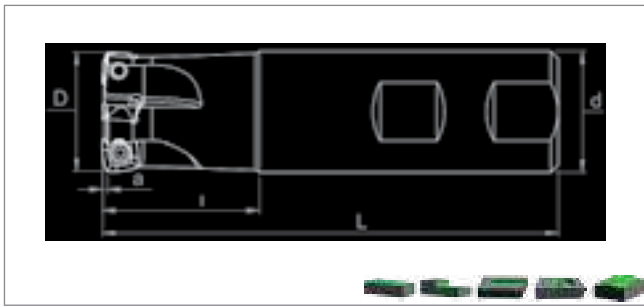


Ordering Code	Item Designation	Dimensions (mm)						Master Insert*
			D	Z	d	L	a	
<b>HTK SDMT 09T3.. / 1204..</b>								
SM39117	HTK SDMT09 D40 A16 Z04-H	✓	40	4	16	40	1.4	SDMT 09T3..
SM39124	HTK SDMT09 D50 A22 Z05-H	✓	50	5	22	40	1.4	
SM39131	HTK SDMT09 D63 A22 Z06-H	✓	63	6	22	40	1.4	
SM39148	HTK SDMT12 D50 A22 Z04-H	✓	50	4	22	40	1.8	SDMT 1204..
SM39155	HTK SDMT12 D63 A22 Z05-H	✓	63	5	22	40	1.8	

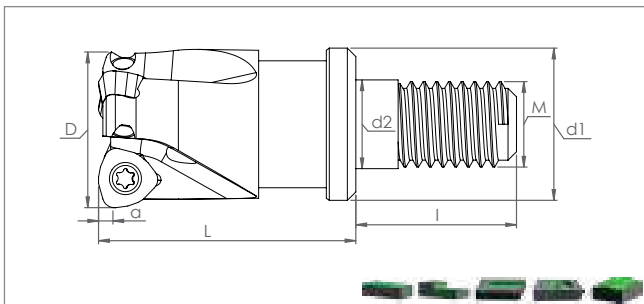
Cooling mounting screw is optional / See Page "K438" for cooling mounting screws.  
İçten su vermeli montaj vidaları opsiyoneldir. / Bkz. Sayfa "K438" içten su vermeli montaj vidaları için.

Size Designation	Master Insert*	Spare Parts		
		Screw 	Torx Key 	Screw Torque Value  N·m
D25 - D63	SDMT 09T3..	SSV M3.5x8-9513	STK-T10-9909	2,9
D50 - D63	SDMT 1204..	SSV M4x10-9514	STK-T15-9910	4,3

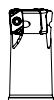




Ordering Code	Item Designation	Dimensions (mm)								Master Insert*
			D	d	Z	L	l	a		
<b>HST SDKX 0904..</b>			D	d	Z	L	l	a		
SM26490	HST SDKX09 D25 W25 L120 Z02-H	✓	25	25	2	120	30	1.4	SDKX 0904..	
SM26506	HST SDKX09 D25 C25 L200 Z02	-	25	25	2	200	50	1.4		
SM26513	HST SDKX09 D32 W32 L150 Z03-H	✓	32	32	3	150	40	1.4		
SM26520	HST SDKX09 D32 C32 L200 Z03	-	32	32	3	200	50	1.4		

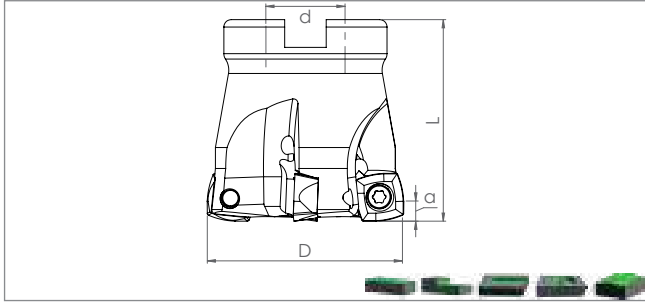




Ordering Code	Item Designation	Dimensions (mm)										Master Insert*
			D	Z	d1	d2	L	l	M	a		
<b>MHT SDKX 0904..</b>			D <td>Z <td>d1 <td>d2 <td>L <td>l <td>M <td>a</td> <td></td> </td></td></td></td></td></td>	Z <td>d1 <td>d2 <td>L <td>l <td>M <td>a</td> <td></td> </td></td></td></td></td>	d1 <td>d2 <td>L <td>l <td>M <td>a</td> <td></td> </td></td></td></td>	d2 <td>L <td>l <td>M <td>a</td> <td></td> </td></td></td>	L <td>l <td>M <td>a</td> <td></td> </td></td>	l <td>M <td>a</td> <td></td> </td>	M <td>a</td> <td></td>	a		
SM36932	MHT SDKX09 D25 M12 L35 Z02-H	✓	25	2	21	12.5	35	23	12	1.4	SDKX 0904..	
SM36963	MHT SDKX09 D32 M16 L43 Z03-H	✓	32	3	29	17	43	23	16	1.4		
SM36994	MHT SDKX09 D35 M16 L43 Z03-H	✓	35	3	29	17	43	23	16	1.4		
SM37007	MHT SDKX09 D40 M16 L43 Z04-H	✓	40	4	29	17	43	23	16	1.4		



High Feed Milling Tools

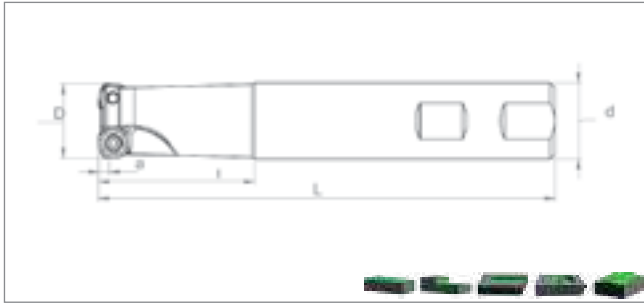
Size Designation	Master Insert*	Spare Parts		
		Screw 	Torx Key 	Screw Torque Value N·m
D25 - D40	SDKX 0904..	SSV M3.5x8-9513	STK-T10-9909	2,9



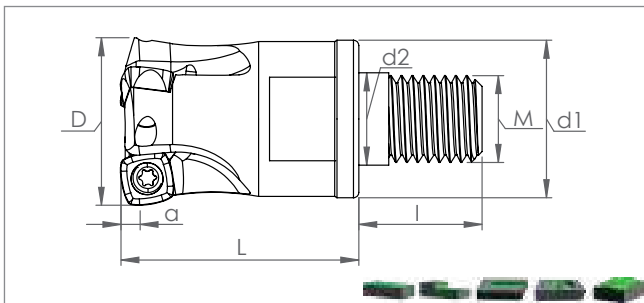
Ordering Code	Item Designation	Dimensions (mm)						Master Insert*
			D	Z	d	L	a	
<b>HTK SDKX 0904.. / 1205..</b>								
SM28029	HTK SDKX09 D40 A16 Z04-H	✓	40	4	16	40	1.4	SDKX 0904..
SM28012	HTK SDKX09 D50 A22 Z05-H	✓	50	5	22	40	1.4	
SM28005	HTK SDKX09 D63 A22 Z06-H	✓	63	6	22	40	1.4	
SM39162	HTK SDKX12 D50 A22 Z04-H	✓	50	4	22	40	1.8	SDKX 1205..
SM39179	HTK SDKX12 D63 A22 Z05-H	✓	63	5	22	40	1.8	

Cooling mounting screw is optional / See Page "K438" for cooling mounting screws.  
İçten su vermeli montaj vidaları opsiyoneldir. / Bkz. Sayfa "K438" içten su vermeli montaj vidaları için.

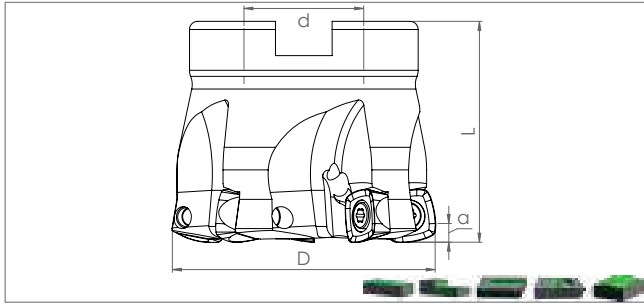
Size Designation	Master Insert*	Spare Parts		
		Screw	Torx Key	Screw Torque Value
D25 - D63				 N-m
D50 - D63	SDKX 1205..	SSV M3.5x8-9513	STK-T10-9909	2,9
		SSV M3.5x10-9511	STK-T15-9910	





Ordering Code	Item Designation	Dimensions (mm)								Master Insert*
			D	d	Z	L	l	a		
<i>HST</i> <i>XPLX 0603..</i> <i>XDLX 09T3..</i>										
SM29507	HST XP06 D16 W16 L150 Z02-H	✓	16	16	2	150	40	1	XPLX 0603..	
SM29484	HST XP06 D16 C16 L200 Z02	-	16	16	2	200	40	1		
SM29491	HST XP06 D17 W16 L150 Z02-H	✓	17	16	2	150	30	1		
SM29477	HST XP06 D17 W16 L200 Z02	-	17	16	2	200	30	1		
SM29514	HST XP06 D20 W20 L150 Z03-H	✓	20	20	3	150	40	1		
SM29521	HST XP06 D21 W20 L150 Z03-H	-	21	20	3	150	30	1		
SM29545	HST XD09 D25 W25 L150 Z02-H	✓	25	25	2	150	40	1.2	XDLX 09T3..	
SM29552	HST XD09 D25 W25 L200 Z02	-	25	25	2	200	50	1.2		
SM29538	HST XD09 D26 W25 L150 Z02-H	✓	26	25	2	150	30	1.2		
SM29569	HST XD09 D26 W25 L200 Z02	-	26	25	2	200	30	1.2		








Ordering Code	Item Designation	Dimensions (mm)									Master Insert*
			D	Z	d1	d2	L	l	M	a	
<i>MHT</i> <i>XPLX 0603..</i> <i>XDLT 09T3..</i>											
SM36734	MHT XP06 D16 M08 L25 Z02-H	✓	16	2	15	8.5	25	17	8	1	XPLX 0603..
SM36765	MHT XP06 D20 M10 L30 Z03-H	✓	20	3	18	10.5	30	19	10	1	
SM36772	MHT XP06 D22 M10 L30 Z03-H	✓	22	3	18	10.5	30	19	10	1	
SM29446	MHT XD09 D25 M12 L35 Z02-H	✓	25	2	21	12.5	35	23	12	1.2	XPLX 09T3..
SM27893	MHT XD09 D32 M16 L43 Z03-H	✓	32	3	29	17	43	23	16	1.2	
SM29453	MHT XD09 D35 M16 L43 Z03-H	✓	35	3	29	17	43	23	16	1.2	
SM29460	MHT XD09 D40 M16 L43 Z04-H	✓	40	4	29	17	43	23	16	1.2	
SM27909	MHT XD09 D42 M16 L43 Z04-H	✓	42	4	29	17	43	23	16	1.2	





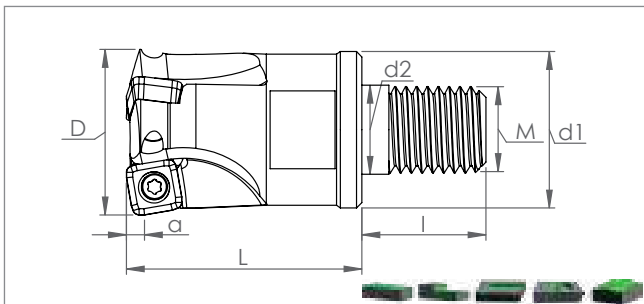
Ordering Code	Item Designation	Dimensions (mm)						Master Insert*
			D	Z	d	L	a	
	<b>HTK XDLX 09T3..</b>							
SM33092	HTK XD09 D40 A16 Z04-H	✓	40	4	16	40	1.2	XDLX 09T3.
SM33108	HTK XD09 D50 A22 Z05-H	✓	50	5	22	40	1.2	
SM33115	HTK XD09 D63 A22 Z06-H	✓	63	6	22	40	1.2	



Cooling mounting screw is optional / See Page "K438" for cooling mounting screws.  
İçten su vermeli montaj vidaları opsiyoneldir. / Bkz. Sayfa "K438" içten su vermeli montaj vidaları için.

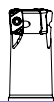
Size Designation	Master Insert*	Spare Parts		
		Screw	Torx Key	Screw Torque Value
D16 - D22				 N·m
D25 - D32	XDLX 09T3..	SSV M2.5x6- <b>9505</b>	STK-T08- <b>9908</b>	1,2
D35 - D63		SSV M3.5x8- <b>9510</b>	STK-T15- <b>9910</b>	
		SSV M3.5x10- <b>9511</b>		2,9




Ordering Code	Item Designation	Dimensions (mm)								Master Insert*
			D	d	Z	L	l	a		
<b>HST R210.09..</b>										
SM37366	HST R210.09 D25 W25 L150 Z02-H	✓	25	25	2	150	40	1.2	R210.09..	
SM37373	HST R210.09 D26 W25 L150 Z02-H	✓	26	25	2	150	30	1.2		
SM37380	HST R210.09 D32 W32 L150 Z03-H	✓	32	32	3	150	40	1.2		
SM37397	HST R210.09 D33 W32 L150 Z03-H	✓	33	32	3	150	30	1.2		

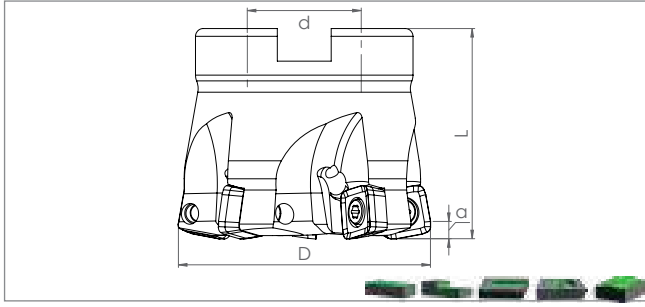







Ordering Code	Item Designation	Dimensions (mm)										Master Insert*
			D	Z	d1	d2	L	l	M	a		
<b>MHT R210.09..</b>												
SM37014	MHT R210.09 D25 M12 L35 Z02-H	✓	25	2	21	12.5	35	23	12	1.2	R210.09..	
SM37021	MHT R210.09 D32 M16 L43 Z03-H	✓	32	3	29	17	43	23	16	1.2		
SM37038	MHT R210.09 D35 M16 L43 Z03-H	✓	35	3	29	17	43	23	16	1.2		



High Feed Milling Tools

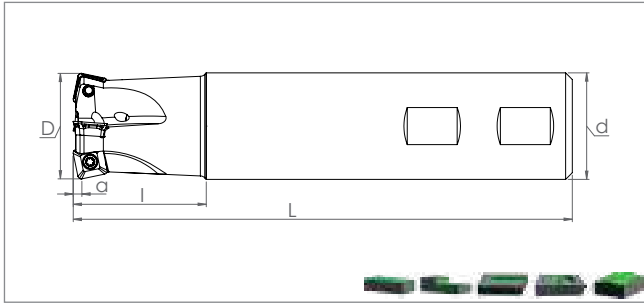
Size Designation	Master Insert*	Spare Parts		
		Screw	Torx Key	Screw Torque Value
D25 - D26	R210.09..			 N-m
D32 - D35		SSV M3.5x8-9510	STK-T15-9910	2,9
		SSV M3.5x10-9511		



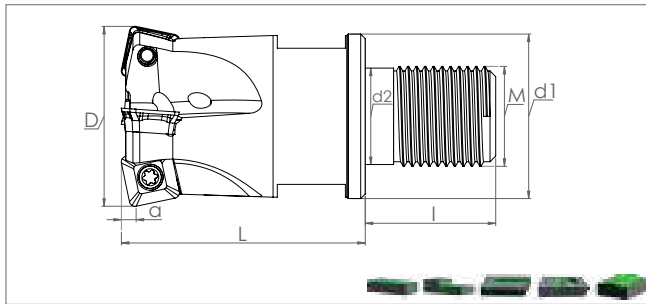
Ordering Code	Item Designation	Dimensions (mm)						Master Insert*
			D	Z	d	L	a	
	<b>HTK R210.09..</b>							
SM32996	HTK R210.09 D40 A16 Z04-H		40	4	16	40	1.2	R210.09..
SM33009	HTK R210.09 D50 A22 Z05-H		50	5	22	40	1.2	
SM33016	HTK R210.09 D63 A22 Z06-H		63	6	22	40	1.2	

Cooling mounting screw is optional / See Page "K438" for cooling mounting screws.  
İçten su vermeli montaj vidaları opsiyoneldir. / Bkz. Sayfa "K438" içten su vermeli montaj vidaları için.

Size Designation	Master Insert*	Spare Parts		
		Screw	Torx Key	Screw Torque Value
				 N·m
D40 - D63	R210.09..	SSV M3.5x10-9511	STK-T15-9910	2,9



Ordering Code	Item Designation	Dimensions (mm)							Master Insert*
			D	d	Z	L	l	a**	
<b>HST SWMT 0904..</b>			D	d	Z	L	l	a**	
SM58934	HST SW09 D25 W25 L150 Z03-H	✓	25	25	3	150	40	1	SWMT 0904..
SM58941	HST SW09 D32 W32 L150 Z04-H	✓	32	32	4	150	40	1	

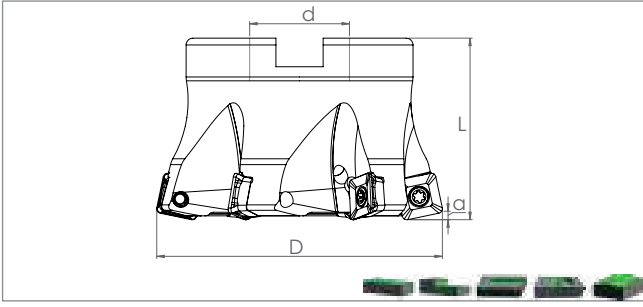




Ordering Code	Item Designation	Dimensions (mm)									Master Insert*
			D	Z	d1	d2	L	l	M	a**	
<b>MHT SWMT 0904..</b>			D <td>Z <td>d1 <td>d2 <td>L <td>l <td>M <td>a**</td> <td></td> </td></td></td></td></td></td>	Z <td>d1 <td>d2 <td>L <td>l <td>M <td>a**</td> <td></td> </td></td></td></td></td>	d1 <td>d2 <td>L <td>l <td>M <td>a**</td> <td></td> </td></td></td></td>	d2 <td>L <td>l <td>M <td>a**</td> <td></td> </td></td></td>	L <td>l <td>M <td>a**</td> <td></td> </td></td>	l <td>M <td>a**</td> <td></td> </td>	M <td>a**</td> <td></td>	a**	
SM58958	MHT SW09 D25 M12 L35 Z03-H	✓	25	3	21	12.5	35	23	12	1	SWMT 0904..
SM58965	MHT SW09 D32 M16 L43 Z04-H	✓	32	4	29	17	43	23	16	1	



High Feed Milling Tools

Size Designation	Master Insert*	Spare Parts		
		Screw	Torx Key	Screw Torque Value
D25 - D32	SWMT 0904..	 SSV M3x8-9508	 STK-T08-9908	N·m 1,9



Ordering Code	Item Designation	Dimensions (mm)						Master Insert*
			D	Z	d	L	a**	
	<b>HTK</b> <b>SWMT 0904.. / 1506..</b>							
SM53038	HTK SW09 D40 A16 Z04-H	✓	40	4	16	40	1	SWMT 0904..
SM53045	HTK SW09 D50 A22 Z05-H	✓	50	5	22	40	1	
SM53052	HTK SW09 D52 A22 Z05-H	✓	52	5	22	40	1	
SM53069	HTK SW09 D63 A22 Z06-H	✓	63	6	22	40	1	
SM53076	HTK SW15 D63 A22 Z04-H	✓	63	4	22	40	2	SWMT 1506..
SM53083	HTK SW15 D66 A27 Z04-H	✓	66	4	27	50	2	
SM53090	HTK SW15 D80 A27 Z05-H	✓	80	5	27	50	2	


Cooling mounting screw is optional / See Page "K438" for cooling mounting screws.  
İçten su vermeli montaj vidaları opsiyoneldir. / Bkz. Sayfa "K438" içten su vermeli montaj vidaları için.

Size Designation	Master Insert*	Spare Parts		
		Screw	Torx Key	Screw Torque Value
				 N-m
D40 - D63	SWMT 0904..	SSV M3x8-9508	STK-T08-9908	1,9
D63 - D80	SWMT 1506..	SSV M5x13-9519	STK-T20-9911	8,5

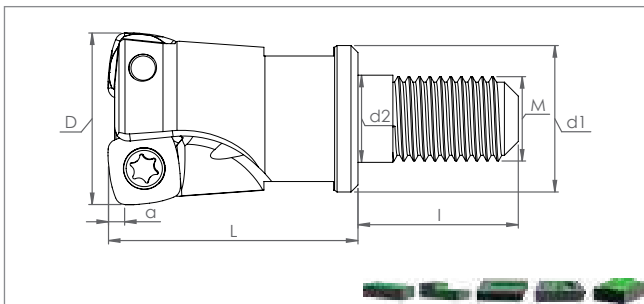
\*Suitable Insert brand is TNGLT

\*\* "a" may vary with insert type / "a" kesici uc tipine göre değişkenlik gösterebilir

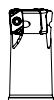




Ordering Code	Item Designation	Dimensions (mm)							Master Insert*
	<b>HST</b> <b>SPNW / SPET / SPMT</b> <b>1004..</b>		<i>D</i>	<i>d</i>	<i>Z</i>	<i>L</i>	<i>l</i>	<i>a</i>	
SM44210	HST SP10 D25 W25 L150 Z02-H	✓	25	25	2	150	40	1.6	SP.. 1004..
SM44227	HST SP10 D32 W32 L150 Z03-H	✓	32	32	3	150	40	1.6	

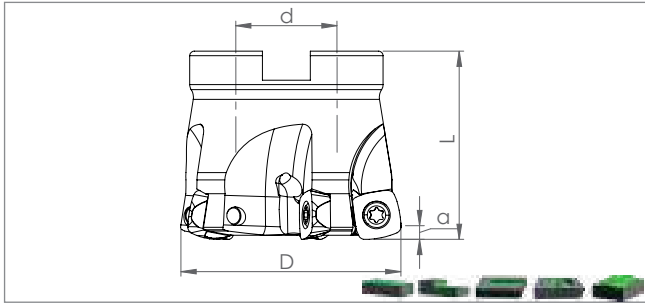




Ordering Code	Item Designation	Dimensions (mm)									Master Insert*
	<b>MHT</b> <b>SPNW / SPET / SPMT</b> <b>1004..</b>		<i>D</i>	<i>Z</i>	<i>d1</i>	<i>d2</i>	<i>L</i>	<i>l</i>	<i>M</i>	<i>a</i>	
SM44982	MHT SP10 D25 M12 L35 Z02-H	✓	25	2	21	12.5	35	23	12	1.6	SP..1004..
SM51676	MHT SP10 D32 M16 L43 Z03-H	✓	32	3	29	17	43	23	16	1.6	







High Feed Milling  
Tools

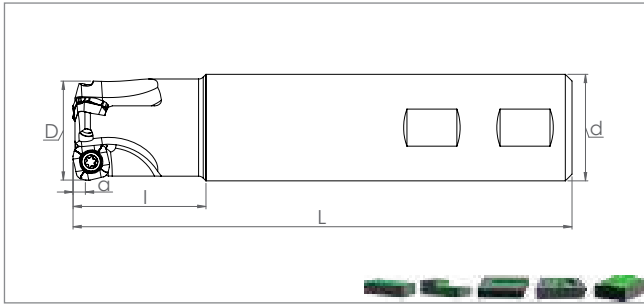
Size Designation	Master Insert*	Spare Parts		
		Screw	Torx Key	Screw Torque Value
D25	SP.. 1004..			N-m
D32		SSV M3.5x8-9510	STK-T15-9910	2,9
		SSV M3.5x10-9511		



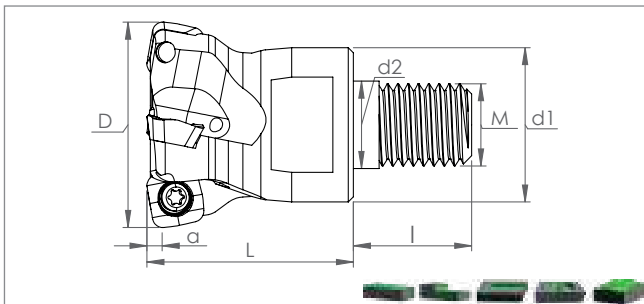
Ordering Code	Item Designation	Dimensions (mm)						Master Insert*
			D	Z	d	L	a	
	<b>HTK</b> <b>SP.. 1004../1404../2006..</b>							
SM43909	HTK SP10 D40 A16 Z04-H	✓	40	4	16	40	1.6	SP.. 1004..
SM43916	HTK SP10 D50 A22 Z05-H	✓	50	5	22	40	1.6	
SM43923	HTK SP10 D63 A22 Z06-H	✓	63	6	22	40	1.6	
SM43930	HTK SP14 D50 A22 Z04-H	✓	50	4	22	40	2.05	SP.. 1405..
SM50297	HTK SP14 D63 A22 Z05-H	✓	63	5	22	40	2.05	
SM43954	HTK SP20 D50 A22 Z05-H	✓	50	5	22	40	2.45	SPEW 2006..
SM43961	HTK SP20 D63 A22 Z06-H	✓	63	6	22	40	2.45	

Cooling mounting screw is optional / See Page "K438" for cooling mounting screws.  
İçten su vermeli montaj vidaları opsiyoneldir. / Bkz. Sayfa "K438" içten su vermeli montaj vidaları için.

Size Designation	Master Insert*	Spare Parts		
		Screw	Torx Key	Screw Torque Value
				 N-m
D40 - D63	SP.. 1004..	SSV M3.5x10-9511	STK-T15-9910	2,9
D50 - D63	SP.. 1405..	SSV M5x13-9519	STK-T20-9911	8,5
D50 - D63	SPEW 2006	SSV M6x16-9520		10



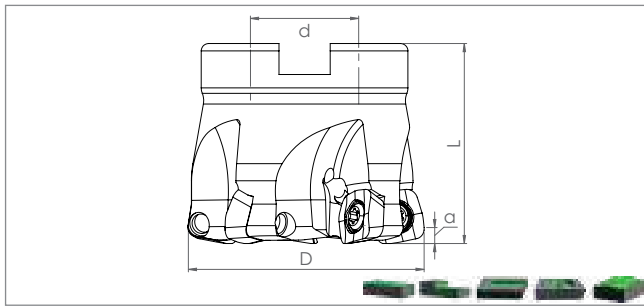
Ordering Code	Item Designation	Dimensions (mm)								Master Insert*
			D	d	Z	L	l	a		
<b>HST SOMT 1004..</b>										
SM52680	HST SO10 D32 W32 L150 Z03-H	✓	32	32	3	150	40	1.2	SOMT 1004..	
SM52604	HST SO10 D35 W32 L150 Z03-H	✓	35	32	3	150	30	1.2		
SM52635	HST SO10 D40 W32 L150 Z04-H	✓	40	32	4	150	40	1.2		








Ordering Code	Item Designation	Dimensions (mm)										Master Insert*
			D	Z	d1	d2	L	l	M	a		
<b>MHT SOMT 1004..</b>												
SM37045	MHT SO10 D32 M16 L43 Z03-H	✓	32	3	29	17	43	23	16	1.2	SOMT 1004..	
SM37052	MHT SO10 D35 M16 L43 Z03-H	✓	35	3	29	17	43	23	16	1.2		
SM37076	MHT SO10 D40 M16 L43 Z04-H	✓	40	4	29	17	43	23	16	1.2		
SM29354	MHT SO10 D42 M16 L43 Z04-H	✓	42	4	29	17	43	23	16	1.2		

High Feed Milling Tools

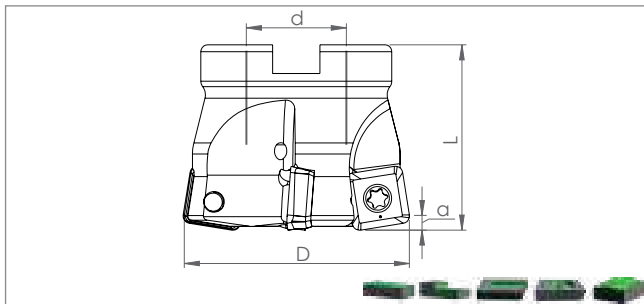
Size Designation	Master Insert*	Spare Parts		
		Screw	Torx Key	Screw Torque Value
D32 - D42	SOMT 1004..	 SSV M4x9x5-9528	 STK-T15-9910	 N·m 4,3




Ordering Code	Item Designation	Dimensions (mm)						Master Insert*
			D	Z	d	L	a	
<b>HTK SOMT 1004.. / 1405..</b>								
SM33061	HTK SO10 D40 A16 Z04-H	✓	40	4	16	40	1.2	SOMT 1004..
SM33078	HTK SO10 D50 A22 Z05-H	✓	50	5	22	40	1.2	
SM33085	HTK SO10 D63 A22 Z06-H	✓	63	6	22	40	1.2	
SM43411	HTK SO14 D63 A22 Z05-H	✓	63	5	22	40	2.7	SOMT 1405..
SM43428	HTK SO14 D66 A27 Z05-H	✓	66	5	27	50	2.7	
SM43435	HTK SO14 D80 A27 Z06-H	✓	80	6	27	50	2.7	
SM01996	HTK SO14 D100 A32 Z07-H 	✓	100	7	32	50	2.7	
SM02009	HTK SO14 D125 B40 Z08 	-	125	8	40	63	2.7	
SM02016	HTK SO14 D160 C40 Z08 	-	160	8	40	63	2.7	

Cooling mounting screw is optional / See Page "K438" for cooling mounting screws.  
İçten su vermeli montaj vidaları opsiyoneldir. / Bkz. Sayfa "K438" için su vermeli montaj vidaları için.


Size Designation	Master Insert*	Spare Parts		
		Screw	Torx Key	Screw Torque Value
				 N-m
D40 - D63	SOMT 1004..	SSV M4x9x5-9528	STK-T15-9910	4,3
D63 - D160	SOMT 1405..	SSV M5x13-9519	STK-T20-9911	8,5



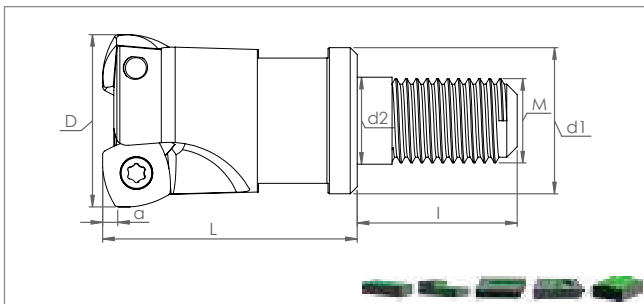
Ordering Code	Item Designation	Dimensions (mm)						Master Insert**
			D	Z	d	L	a	
<b>HTK SOMT 1205..</b>								
SM46795	HTK SOMT12 D50 A22 Z04-H	✓	50	4	22	40	1.5	SOMT 1205..
SM46801	HTK SOMT12 D63 A22 Z05-H	✓	63	5	22	40	1.5	

Size Designation	Master Insert**	Spare Parts		
		Screw	Torx Key	Screw Torque Value
				 N-m
D50 - D63	SOMT 1205..	SSV M4x12-9515	STK-T15-9910	4,3

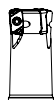
\*Suitable Insert brand is KYCR  
\*\*Suitable Insert brand is ISC



Ordering Code	Item Designation	Dimensions (mm)							Master Insert*
			D	d	Z	L	l	a	
<b>HST ZDCW 09T3..</b>									
SM44241	HST ZD09 D25 W25 L150 Z02-H	✓	25	25	2	150	40	1.3	ZDCW 09T3..
SM44258	HST ZD09 D32 W32 L150 Z03-H	✓	32	32	3	150	40	1.3	

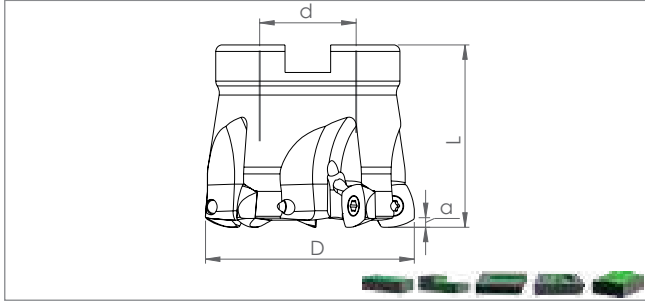




Ordering Code	Item Designation	Dimensions (mm)									Master Insert*
			D	Z	d1	d2	L	l	M	a	
<b>MHT ZDCW 09T3..</b>											
SM45583	MHT ZD09 D25 M12 L35 Z02-H	✓	25	2	21	12.5	35	23	12	1.3	ZDCW 09T3..
SM45590	MHT ZD09 D32 M16 L43 Z03-H	✓	32	3	29	17	43	23	16	1.3	
SM45606	MHT ZD09 D35 M16 L43 Z03-H	✓	35	3	29	17	43	23	16	1.3	



High Feed Milling Tools

Size Designation	Master Insert*	Spare Parts		
		Screw	Torx Key	Screw Torque Value
				N-m
D25 - D35	ZDCW 09T3..	SSV M3x8-9508	STK-T08-9908	1,9



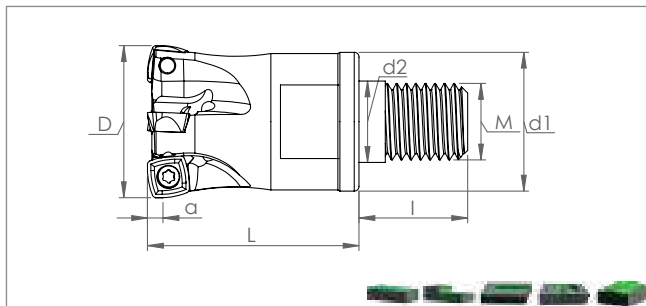
Ordering Code	Item Designation	Dimensions (mm)						Master Insert*
			D	Z	d	L	a	
	<b>HTK</b> <b>ZDCW 09T3.. / ZDEW 1204..</b>							
SM43978	HTK ZD09 D40 A16 Z04-H	✓	40	4	16	40	1.3	ZDCW 09T3..
SM44234	HTK ZD09 D50 A22 Z05-H	✓	50	5	22	40	1.3	
SM43992	HTK ZD12 D50 A22 Z04-H	✓	50	4	22	40	1.6	ZDCW 1204..
SM44005	HTK ZD12 D63 A22 Z05-H	✓	63	5	22	40	1.6	

Cooling mounting screw is optional / See Page "K438" for cooling mounting screws.  
İçten su vermeli montaj vidaları opsiyoneldir. / Bkz. Sayfa "K438" içten su vermeli montaj vidaları için.

Size Designation	Master Insert*	Spare Parts		
		Screw	Torx Key	Screw Torque Value
				 N-m
D40 - D50	ZDCW 09T3..	SSV M3x8-9508	STK-T08-9908	1,9
D50 - D63	ZDEW 1204..	SSV M4x10-9514	STK-T15-9910	4,3



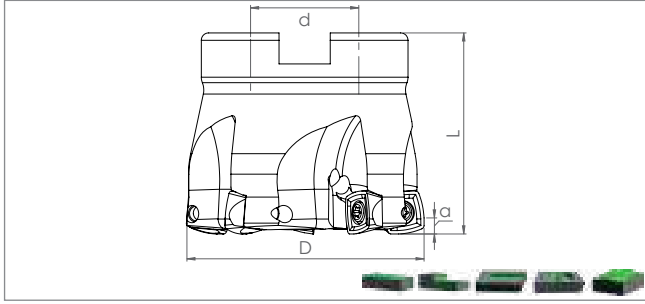
Ordering Code	Item Designation	Dimensions (mm)								Master Insert*
			D	d	Z	L	l	a		
	<b>HST SPKT 08T3.. PLBT</b>									
SM36031	HST SPKT08 D20 W20 L150 Z02-H	✓	20	20	2	150	40	1.5		SPKT 08T3..
SM36048	HST SPKT08 D25 W25 L150 Z03-H	✓	25	25	3	150	40	1.5		
SM36055	HST SPKT08 D32 W32 L150 Z04-H	✓	32	32	4	150	40	1.5		





Ordering Code	Item Designation	Dimensions (mm)										Master Insert*
			D	Z	d1	d2	L	l	M	a		
	<b>MHT SPKT 08T3.. PLBT</b>											
SM26650	MHT SPKT08 D25 M12 L35 Z03-H	✓	25	3	21	12.5	35	23	12	1.5		SPKT 08T3..
SM26643	MHT SPKT08 D32 M16 L43 Z04-H	✓	32	4	29	17	43	23	16	1.5		
SM39070	MHT SPKT08 D35 M16 L43 Z04-H	✓	35	4	29	17	43	23	16	1.5		
SM27923	MHT SPKT08 D42 M16 L43 Z05-H	✓	42	5	29	17	43	23	16	1.5		




High Feed Milling Tools

Size Designation	Master Insert*	Spare Parts		
		Screw 	Torx Key 	Screw Torque Value N·m
D20 - D42	SPKT 08T3..	SSV M3x8-9508	STK-T08-9908	1,9

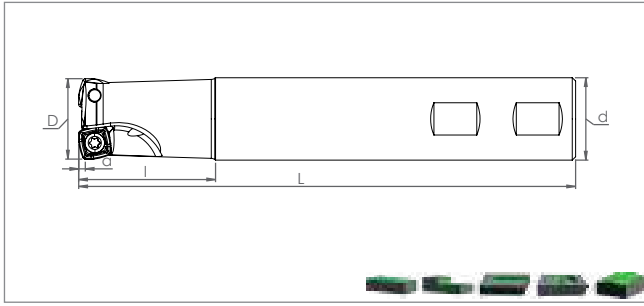


Ordering Code	Item Designation	Dimensions (mm)						Master Insert*
			D	Z	d	L	a	
	<b>HTK SPKT 08T3.. PLBT</b>							
SM36062	HTK SPKT08 D40 A16 Z04-H	✓	40	4	16	40	1.5	SPKT 08T3..
SM33122	HTK SPKT08 D50 A22 Z05-H	✓	50	5	22	40	1.5	
SM33139	HTK SPKT08 D63 A22 Z06-H	✓	63	6	22	40	1.5	

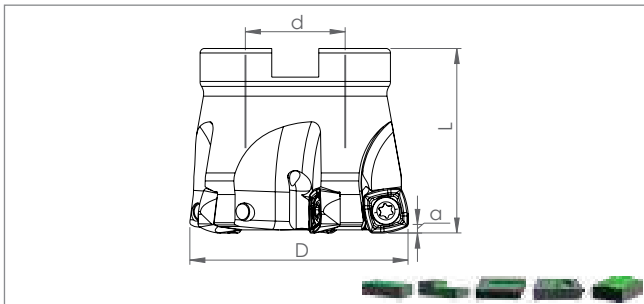
Cooling mounting screw is optional / See Page "K438" for cooling mounting screws.  
İçten su vermeli montaj vidaları opsiyoneldir. / Bkz. Sayfa "K438" İçten su vermeli montaj vidaları için.

Size Designation	Master Insert*	Spare Parts		
		Screw	Torx Key	Screw Torque Value
				 N·m
D40 - D63	SPKT 08T3..	SSV M3x8-9508	STK-T08-9908	1,9





Ordering Code	Item Designation	Dimensions (mm)								Master Insert*
			D	d	Z	L	l	a		
<b>HST</b> <b>XPLT 0603.. / XDLT 0904..</b>										
SM46412	HST XPLT06 D16 W16 L150 Z02-H	✓	16	16	2	150	40	0.9	XPLT 0603..	
SM46429	HST XPLT06 D20 W20 L150 Z03-H	✓	20	20	3	150	40	0.9		
SM46436	HST XPLT06 D25 W25 L150 Z04-H	✓	25	25	4	150	40	0.9		
SM46443	HST XPLT06 D32 W32 L150 Z05-H	✓	32	32	5	150	40	0.9		
SM45354	HST XDLT09 D25 W25 L150 Z02-H	✓	25	25	2	150	40	1.45	XDLT 0904..	
SM45361	HST XDLT09 D32 W32 L150 Z03-H	✓	32	32	3	150	40	1.45		
SM45378	HST XDLT09 D40 W32 L150 Z04-H	✓	40	32	4	150	40	1.45		

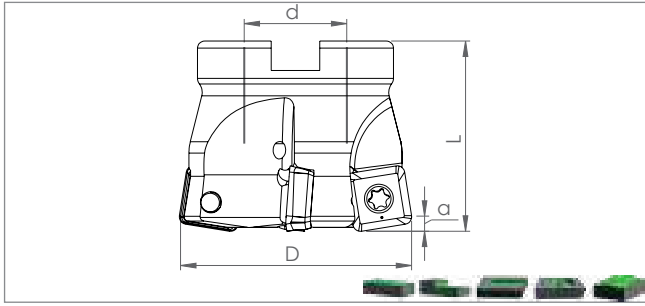




Ordering Code	Item Designation	Dimensions (mm)						Master Insert*
			D	Z	d	L	a	
<b>HTK</b> <b>XDLT 0904..</b>								
SM44012	HTK XDLT09 D40 A16 Z04-H	✓	40	4	16	40	1.45	XDLT 0904..
SM44029	HTK XDLT09 D50 A22 Z05-H	✓	50	5	22	40	1.45	
SM44036	HTK XDLT09 D63 A22 Z06-H	✓	63	6	22	40	1.45	

Cooling mounting screw is optional / See Page "K438" for cooling mounting screws.  
İçten su vermeli montaj vidaları opsiyoneldir. / Bkz. Sayfa "K438" İçten su vermeli montaj vidaları için.




High Feed Milling Tools

Size Designation	Master Insert*	Spare Parts		
		Screw	Torx Key	Screw Torque Value
D16	XPLT 0603..			N-m
D20 - D32		SSV M2.5x6-9505		
D25 - D63	XDLT 0904..	SSV M2.5x7-9506	STK-T08-9908	1,2
		SSV M3.5x8 SC-9513	STK-T10-9909	2,9

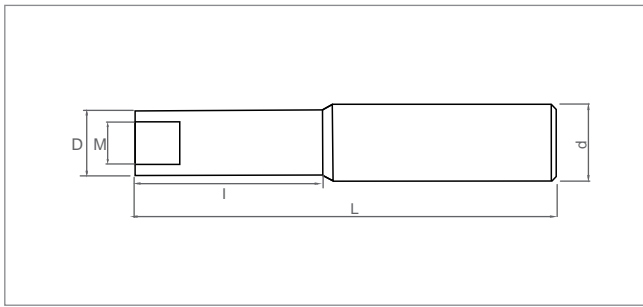


Ordering Code	Item Designation	Dimensions (mm)						Master Insert*
			D	Z	d	L	a	
	<b>HTK SQMU 1206..</b>							
SM46818	HTK SQ12 D50 A22 Z04-H	✓	50	4	22	40	2	SQMU 1206..
SM46825	HTK SQ12 D63 A22 Z05-H	✓	63	5	22	40	2	

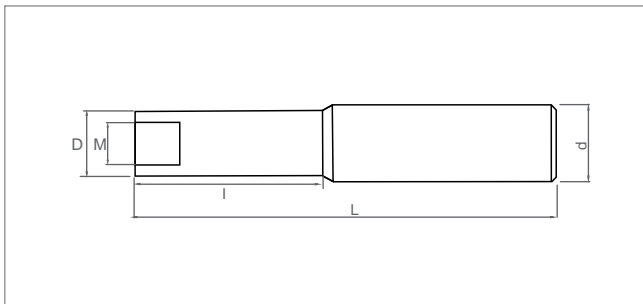
Cooling mounting screw is optional / See Page "K438" for cooling mounting screws.  
İçten su vermeli montaj vidaları opsiyoneldir. / Bkz. Sayfa "K438" içten su vermeli montaj vidaları için.

Size Designation	Master Insert*	Spare Parts		
		Screw	Torx Key	Screw Torque Value
				 N-m
D50 - D63	SQMU 1206..	SSV M4x12-9515	STK-T15-9910	4,3





Ordering Code	Item Designation	Dimensions (mm)					
<b>SMVT MODULAR MILL HOLDERS</b>			<i>D</i>	<i>d</i>	<i>M</i>	<i>L</i>	<i>l</i>
SM37236	SMVT D15 C16 M08 L120-H	✓	15	16	8	120	40
SM24151	SMVT D18 C20 M10 L120-H	✓	18	20	10	120	60
SM24144	SMVT D18 C20 M10 L170-H	✓	18	20	10	170	90
SM24168	SMVT D24 C25 M12 L160-H	✓	24	25	12	160	80
SM24175	SMVT D24 C25 M12 L200-H	✓	24	25	12	200	100
SM24182	SMVT D24 C25 M12 L250-H	✓	24	25	12	250	150
SM24199	SMVT D31 C32 M16 L160-H	✓	31	32	16	160	80
SM24205	SMVT D31 C32 M16 L200-H	✓	31	32	16	200	100
SM24212	SMVT D31 C32 M16 L250-H	✓	31	32	16	250	150

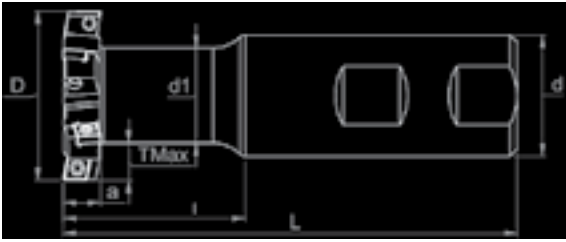



Ordering Code	Item Designation	Dimensions (mm)					
<b>CMVT CARBIDE MODULAR MILL HOLDERS</b>			<i>D</i>	<i>d</i>	<i>M</i>	<i>L</i>	<i>l</i>
SM60418	CMVT D16 C16 M08 L100-H	✓	16	16	8	100	-
SM60425	CMVT D16 C16 M08 L150-H	✓	16	16	8	150	-
SM60432	CMVT D16 C16 M08 L200-H	✓	16	16	8	200	-
SM60449	CMVT D20 C20 M10 L100-H	✓	20	20	10	100	-
SM60456	CMVT D20 C20 M10 L150-H	✓	20	20	10	150	-
SM60463	CMVT D20 C20 M10 L200-H	✓	20	20	10	200	-
SM60470	CMVT D25 C25 M12 L150-H	✓	25	25	12	150	-
SM60487	CMVT D25 C25 M12 L200-H	✓	25	25	12	200	-
SM60494	CMVT D32 C32 M16 L200-H	✓	32	32	16	200	-

# Slot & Chamfering Tools

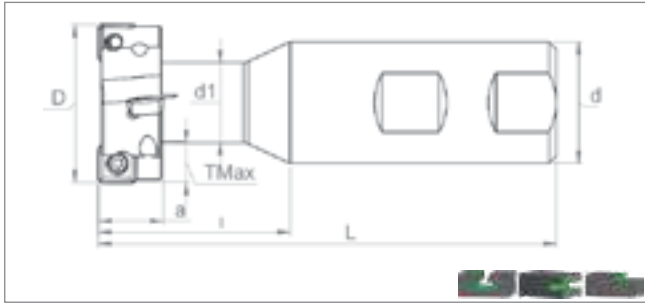



- 384 ▶ T Slot Mills
- 389 ▶ Disc Mills
- 390 ▶ Chamfering Tools
- 391 ▶ Dove Mills
- 392 ▶ Adjustable Boring Bars



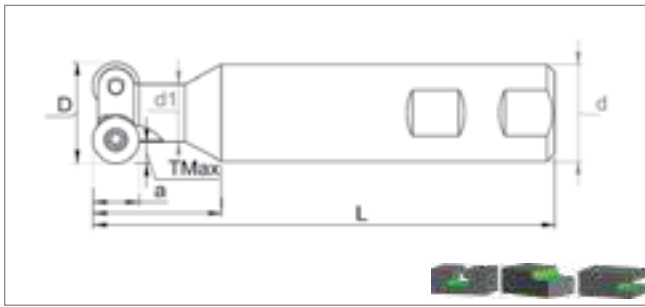
Ordering Code	Item Designation	Dimensions (mm)									Master Insert*
	<b>TF90</b> <b>CC..0602../09T3../1204..</b> <b>T SLOT MILLS</b>	<i>D</i>	<i>d</i>	<i>d1</i>	<i>L</i>	<i>l</i>	<i>Z</i>	<i>a</i>	<i>T<sub>max</sub></i>		
SM14954	TF90 CC06 D17x8 W16 L100 Z02 T3.5	17	16	10	100	25	2	8	3.5	CC.. 0602..	
SM15128	TF90 CC06 D20x9 W16 L120 Z02 T4	20	16	10	120	25	2	9	4		
SM58453	TF90 CC06 D21x8 W20 L120 Z04 T3.5	21	20	14	120	40	4	8	3.5		
SM01866	TF90 CC06 D22x8 W20 L120 Z04 T4	22	20	14	120	40	4	8	4		
SM01873	TF90 CC06 D22x10 W20 L120 Z04 T4	22	20	14	120	40	4	10	4		
SM14961	TF90 CC06 D23x10 W20 L120 Z04 T3.5	23	20	16	120	40	4	10	3.5		
SM14978	TF90 CC06 D25x10 W20 L120 Z04 T4.5	25	20	16	120	40	4	10	4.5		
SM22416	TF90 CC06 D26x11 W20 L120 Z04 T5	26	20	16	120	40	4	11	5		
SM14985	TF90 CC06 D30x12 W25 L120 Z04 T6	30	25	18	120	45	4	12	6		
SM14992	TF90 CC06 D32x12 W25 L120 Z04 T6	32	25	20	120	45	4	12	6		
SM15005	TF90 CC06 D35x12 W25 L120 Z04 T7.5	35	25	20	120	45	4	12	7.5		
SM15012	TF90 CC06 D40x12 W25 L120 Z06 T9	40	25	22	120	40	6	12	9		
SM14947	TF90 CC06 D42x12 W25 L120 Z06 T10	42	25	22	120	45	6	12	10		
SM15043	TF90 CC06 D45x08 W32 L120 Z06 T10	45	32	25	120	45	6	8	10		
SM15050	TF90 CC06 D45x10 W32 L120 Z06 T10	45	32	25	120	45	6	10	10		
SM15067	TF90 CC06 D50x08 W32 L120 Z06 T12.5	50	32	25	120	45	6	8	12.5		
SM15074	TF90 CC06 D50x10 W32 L120 Z06 T12.5	50	32	25	120	45	6	10	12.5		
SM15081	TF90 CC06 D55x08 W32 L120 Z08 T15	55	32	25	120	45	8	8	15		
SM15098	TF90 CC06 D55x10 W32 L120 Z08 T15	55	32	25	120	45	8	10	15		
SM15104	TF90 CC06 D60x08 W32 L120 Z08 T17.5	60	32	25	120	45	8	8	17.5		
SM15111	TF90 CC06 D60x10 W32 L120 Z08 T17.5	60	32	25	120	45	8	10	17.5		
SM24090	TF90 CC09 D35x14 W25 L120 Z04 T5	35	25	25	120	45	4	14	5	CC.. 09T3..	
SM15029	TF90 CC09 D42x14 W25 L120 Z04 T11	42	25	20	120	45	4	14	11		
SM15036	TF90 CC09 D45x14 W32 L120 Z04 T10	45	32	25	120	45	4	14	10		
SM15135	TF90 CC12 D47x20 W32 L120 Z04 T11	47	32	25	120	55	4	20	11	CC.. 1204..	


Size Designation	Master Insert*	Spare Parts		
		Screw	Torx Key	Screw Torque Value
D17 - D20	CC.. 0602..			 N·m
D23 - D60		SSV M2.5x6-9505		
D25 - D63	CC.. 09T3..	SSV M2.5x7-9506	STK-T15-9910	2,9
D47	CC.. 1204..	SSV M3.5x10-9511	STK-T20-9911	4,3







Ordering Code	Item Designation	Dimensions (mm)								Master Insert*
		D	d	d1	L	l	Z	a	T <sub>max</sub>	
	<b>TF90</b> SPMG 0904.. / 1104..									
SM15210	TF90 SP09 D37x16 W32 L120 Z04 T7.5	37	32	21	120	45	4	16	7.5	SPMG 0904..
SM15227	TF90 SP09 D42x17 W32 L120 Z04 T10.5	42	32	21	120	45	4	17	10.5	
SM15203	TF90 SP11 D47x20 W32 L120 Z04 T11.5	47	32	24	120	50	4	20	11.5	

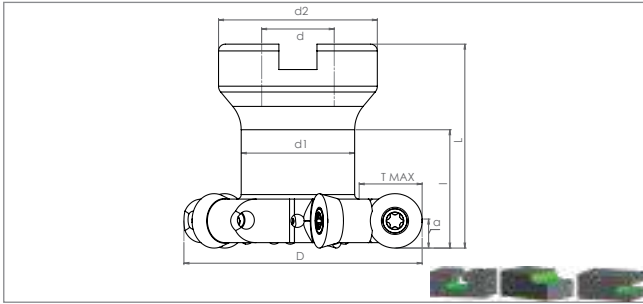
Size Designation	Master Insert*	Spare Parts		
		Screw	Torx Key	Screw Torque Value
D37 - D42	 SPMG 0904..	 SSV M3.5x10-9511	 STK-T15-9910	 N-m 2,9
D47	SPMG 1104..	SSV M4x10-9514		4,3



Ordering Code	Item Designation	Dimensions (mm)								Master Insert*
		D	d	d1	L	l	Z	a	T <sub>max</sub>	
	<i>TF</i> RD..0702 / 1003.. / 12T3.. / 1604..									
SM15159	TF RD0702 D17 W16 L120 Z02 T3.5	17	16	10	15	120	2	7	3.5	RD.. 0702..
SM15166	TF RD0702 D25 W16 L120 Z03 T5	25	16	15	12	120	3	7	5	
SM15142	TF RD0702 D35 W25 L120 Z05 T7.5	35	25	20	25	120	5	7	7.5	RD.. 1003..
SM15173	TF RD1003 D21 W25 L120 Z02 T4.5	21	25	12	30	120	2	10	4.5	
SM15180	TF RD12T3 D26 W25 L120 Z02 T5.5	26	25	15	30	120	2	12	5.5	RD.. 12T3..
SM15197	TF RD1604 D34 W32 L120 Z02 T7	34	32	20	40	120	2	16	7	RD.. 1604..

Size Designation	Master Insert*	Spare Parts		
		Screw	Torx Key	Screw Torque Value
D17				 N·m
D25 - D35				
D21	RD.. 0702..	SSV M2.5x6-9505	STK-T08-9908	1,2
D26	RD.. 1003..	SSV M2.5x7-9506		
D26	RD.. 12T3..	SSV-M3.5x8-SC-9513	STK-T10-9909	2,9
D34	RD.. 1604..	SSV M3.5x10-9511	STK-T15-9910	
		SSV M4x10-9514		

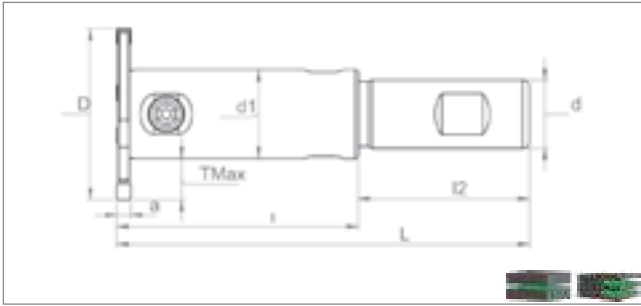
Slot Mills







Ordering Code	Item Designation	Dimensions (mm)										Master Insert*	
			D	d	d1	d2	L	l	Z	a	T <sub>max</sub>		
	<b>TSF</b> <i>RD.. 1003.. / 12T3..</i>												
SM58408	TSF RD1003 D55 A16 Z05-H	✓	55	16	25	35	45	26	5	5	15	RD.. 1003..	
SM58415	TSF RD1003 D65 A22 Z06-H	✓	65	22	30	42	50	30	6	5	17.5		
SM58422	TSF RD1003 D80 A22 Z07-H	✓	80	22	35	50	50	28	7	5	22.5		
SM58439	TSF RD1003 D100 A27 Z08-H	✓	100	27	45	60	50	30	8	5	27.5		
SM54318	TSF RD12T3 D55 A16 Z05-H	✓	55	16	25	35	45	26	5	6	15	RD.. 12T3..	
SM54325	TSF RD12T3 D65 A22 Z06-H	✓	65	22	30	42	50	30	6	6	17.5		
SM54332	TSF RD12T3 D80 A22 Z07-H	✓	80	22	35	50	50	28	7	6	22.5		
SM54349	TSF RD12T3 D100 A27 Z08-H	✓	100	27	45	60	50	30	8	6	27.5		

Size Designation	Master Insert*	Spare Parts		
		Screw	Torx Key	Screw Torque Value
D55 - D100	RD.. 1003..	SSV-M3.5x8- <b>9513</b>	<b>STK-T10-9909</b>	N-m 2,9
D55 - D100	RD.. 12T3..	SSV M3.5x12- <b>9526</b>	<b>STK-T15-9910</b>	

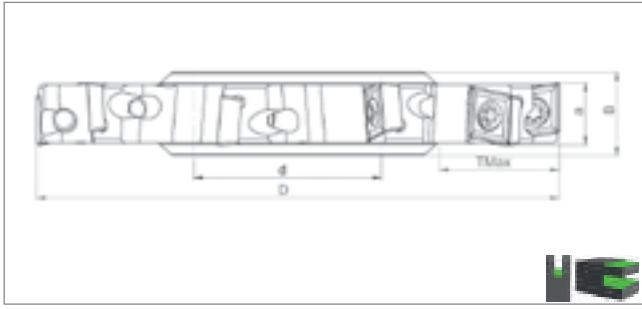




Ordering Code	Item Designation	Dimensions (mm)										Master Insert*	
		D	d	d1	l	l2	L	a	Z	T <sub>max</sub>			
<b>DKT MGM. 3C / 4C / 5C T SLOT MILLS</b>													
SM20672	DKT K3C D50 W20 L120 Z02 T12	50	20	26	70	50	120	3	2	12	MGM. 3C		
SM20702	DKT K3C D63 W25 L120 Z02 T17	63	25	29	65	55	120	3	2	17			
SM20733	DKT K3C D80 W32 L120 Z02 T20.5	80	32	39	60	60	120	3	2	20.5			
SM20689	DKT K4C D50 W20 L120 Z02 T12	50	20	26	70	50	120	4	2	12	MGM. 4C		
SM20719	DKT K4C D63 W25 L120 Z02 T17	63	25	29	65	55	120	4	2	17			
SM20740	DKT K4C D80 W32 L120 Z02 T20.5	80	32	39	60	60	120	4	2	20.5			
SM20696	DKT K5C D50 W20 L120 Z02 T12	50	20	26	70	50	120	5	2	12	MGM. 5C		
SM20726	DKT K5C D63 W25 L120 Z02 T17	63	25	29	65	55	120	5	2	17			
SM20757	DKT K5C D80 W32 L120 Z02 T20.5	80	32	39	60	60	120	5	2	20.5			

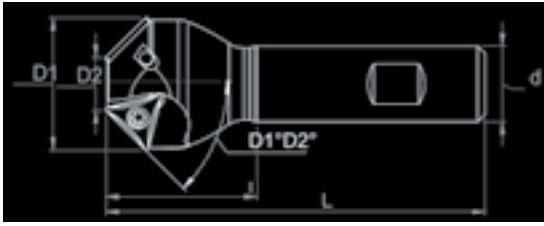
Size Designation	Master Insert*	Spare Parts	
		Clap Screw	Allen Key
D50	MGM. (3C - 5C)		
D63 - D80		BKTV-M6x25-9215	SAK-AA5-9904
		BKTV-M8x28-9216	SAK-AA6-9905



Slot Mills



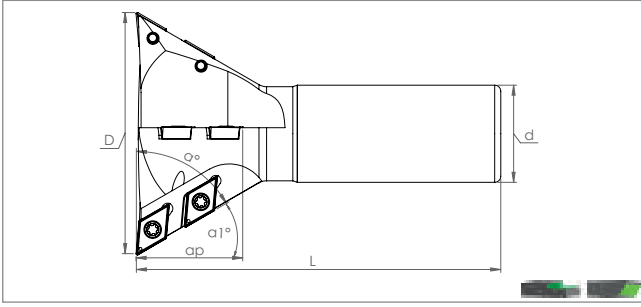
Ordering Code	Item Designation	Dimensions (mm)							Master Insert*
		POWER SERIES	D	a	d	B	Z	T <sub>max</sub>	
<b>BSDF</b> CC..0602.. / 09T3.. / 1204.. <b>DISC MILLING</b>									
SM15395	BSDF CC06 D60x8 d22 Z08 T14	-	60	8	22	12	8	14	CC.. 0602..
SM15234	BSDF CC06 D60x10 d22 Z08 T14	-	60	10	22	14	8	14	
SM15241	BSDF CC06 D80x8 d27 Z10 T19	-	80	8	27	12	10	19	
SM15258	BSDF CC06 D80x10 d27 Z10 T19	-	80	10	27	14	10	19	
SM15289	BSDF CC06 D100x8 d32 Z12 T22.5	-	100	8	32	12	12	22.5	
SM15296	BSDF CC06 D100x10 d32 Z12 T22.5	-	100	10	32	14	12	22.5	
SM15326	BSDF CC06 D125x8 d40 Z14 T29	-	125	8	40	12	14	29	
SM15333	BSDF CC06 D125x10 d40 Z14 T29	-	125	10	40	14	14	29	
SM15388	BSDF CC06 D160x10 d40 Z16 T47.5	-	160	10	40	14	16	47.5	
SM50136	BSDF CC06 D200x10 d40 Z18 T70	✓	200	10	40	14	18	70	CC.. 09T3..
SM15265	BSDF CC09 D80x12 d27 Z08 T17.5	-	80	12	27	16	8	17.5	
SM15272	BSDF CC09 D80x14 d27 Z08 T17.5	-	80	14	27	18	8	17.5	
SM15302	BSDF CC09 D100x12 d32 Z10 T22.5	-	100	12	32	16	10	22.5	
SM15319	BSDF CC09 D100x14 d32 Z10 T22.5	-	100	14	32	18	10	22.5	
SM15340	BSDF CC09 D125x12 d40 Z12 T29	-	125	12	40	16	12	29	
SM15357	BSDF CC09 D125x14 d40 Z12 T29	-	125	14	40	18	12	29	
SM15371	BSDF CC09 D160x12 d40 Z14 T45	-	160	12	40	16	14	45	
SM15364	BSDF CC09 D160x14 d40 Z14 T45	-	160	14	40	18	14	45	
SM50143	BSDF CC09 D200x12 d40 Z16 T70	✓	200	12	40	16	16	70	CC.. 1204..
SM50150	BSDF CC09 D200x14 d40 Z16 T70	✓	200	14	40	18	16	70	
SM50167	BSDF CC12 D200x16 d40 Z12 T70	✓	200	16	40	20	12	70	
SM50174	BSDF CC12 D200x18 d40 Z12 T70	✓	200	18	40	22	12	70	


Size Designation	Master Insert*	Spare Parts		
		Screw	Torx Key	Screw Torque Value
D60 - D200	CC.. 0602..	SSV M2.5x7-9506	STK-T08-9908	1,2
D80 - D200	CC.. 09T3..	SSV M3.5x10-9511	STK-T15-9910	2,9
D200	CC.. 1204..	SSV M5x13-9519	STK-T20-9911	4,3



Ordering Code	Item Designation	Dimensions (mm)									Master Insert*
			D1° D2°	D2	D1	L	d	Z	I		
<b>HF 10/15/17.5/20/22.5/25/30/45 TCM. 1102.. / 16T3.. CHAMFERING TOOLS</b>											
SM15401	HF10 TC16 D18-21 W16 L100 Z01	-	10°	18	21	100	16	1	30	TCM. 16T3..	
SM15418	HF15 TC16 D17-22 W16 L100 Z01	-	15°	17	22	100	16	1	30		
SM15425	HF17.5 TC16 D17-24 W16 L100 Z01	-	17.5°	17	24	100	16	1	30		
SM15449	HF20 TC16 D12-20 W16 L100 Z01	-	20°	12	20	100	16	1	30		
SM15432	HF20 TC16 D17-26 W16 L100 Z01	-	20°	17	26	100	16	1	30		
SM15456	HF22.5 TC16 D17-28 W20 L100 Z01	-	22.5°	17	28	100	20	1	30		
SM15463	HF25 TC16 D17-30 W16 L100 Z01	-	25°	17	30	100	16	1	30		
SM15470	HF30 TC16 D6-20 W16 L100 Z01	-	30°	6	20	100	16	1	30		
SM15487	HF30 TC16 D20-35 W16 L100 Z02	-	30°	20	35	100	16	2	40		
SM15494	HF30 TC16 D30-45 W32 L100 Z03	-	30°	30	45	100	32	3	40		
SM50099	HF45 TC11 D4-15 W16 L100 Z01-H	✓	45°	4	15	100	16	1	30	TCM. 1102..	
SM15500	HF45 TC11 D4-15 W16 L100 Z01	-	45°	4	15	100	16	1	30		
SM52147	HF45 TC16 D5-26 W16 L100 Z01	-	45°	5	26	100	16	1	30	TCM. 16T3..	
SM50105	HF45 TC16 D10-31 W20 L100 Z02-H	✓	45°	10	31	100	20	2	35		
SM15517	HF45 TC16 D10-31 W20 L100 Z02	-	45°	10	31	100	20	2	35		
SM50112	HF45 TC16 D14-35 W20 L100 Z02-H	✓	45°	14	35	100	20	2	40		
SM15524	HF45 TC16 D14-35 W20 L100 Z02	-	45°	14	35	100	20	2	40		
SM50129	HF45 TC16 D22-43 W25 L100 Z03-H	✓	45°	22	43	100	25	3	40		
SM15531	HF45 TC16 D22-43 W25 L100 Z03	-	45°	22	43	100	25	3	40		
SM15548	HF45 TC16 D32-53 W32 L100 Z04	-	45°	32	53	100	32	4	45		
SM51683	HF55 TC16 D16-40 W20 L100 Z03	-	55°	16	40	100	20	3	40		
SM51690	HF62 TC16 D14-40 W20 L100 Z03	-	62°	14	40	100	20	3	40		
SM51706	HF72 TC16 D14-42 W20 L100 Z03	-	72°	14	42	100	20	3	40		

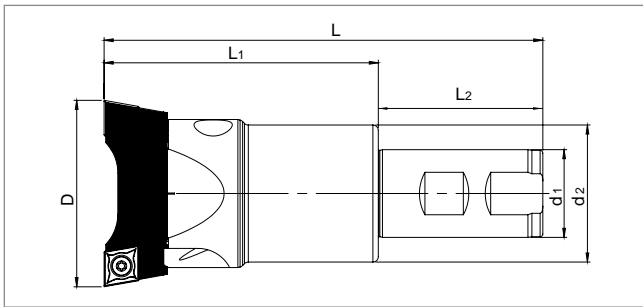
Size Designation	Master Insert*	Spare Parts		
		Screw	Torx Key	Screw Torque Value
				 N·m
D4-15	TCM. 1102..	SSV M2.5x7-9506	STK-T08-9908	1,2
D6-20 - ~	TCM. 16T3.	SSV M3.5x10-9511	STK-T15-9910	2,9



Ordering Code	Item Designation	Dimensions (mm)								Master Insert*
		D	Z	Z1*	d	L	a°	a1°	ap	
	<b>BKRF 55 / 60</b> <b>DCM. 11T304.</b> <b>DOVE MILLS</b>									
SM15845	BKRF60 DC11 D32 W20 L120 Z02	32	2	2	20	120	60	30	10	DCM. 11T304
SM15852	BKRF60 DC11 D40 W25 L120 Z02	40	2	2	25	120	60	30	10	
SM15869	BKRF60 DC11 D50 W25 L120 Z04	50	4	4	25	120	60	30	18	
SM15838	BKRF55 DC11 D60 W25 L120 Z04	60	4	6	25	120	55	35	24	
SM15876	BKRF60 DC11 D80 W32 L120 Z04	80	4	8	32	120	60	30	34	

\*Z1= Effective Cutting Teeth / Z1=Etkili kesici ağızı

Size Designation	Master Insert*	Spare Parts		
		Screw	Torx Key	Screw Torque Value
				 N·m
D32 - D80	DCM. 11T304	SSV M3.5x10-9511	STK-T15-9910	2,9



Ordering Code	Item Designation	Dimensions (mm)							Master Insert**
	<b>SBT-CC..0602.. / 09T3.. / 1204.. ADJUSTABLE BORING BARS</b>	<i>D1</i>	<i>D2</i>	<i>d1</i>	<i>d2</i>	<i>L</i>	<i>L1</i>	<i>L2</i>	
SM15906	SBT-CC06 D20-24 I50 W16 L100	20	24	16	16	100	50	50	CC.. 0602..
SM15937	SBT-CC06 D20-24 I100 W16 L150	20	24	16	16	150	100	50	
SM16019	SBT-CC06 D20-24 I150 W16 L200	20	24	16	16	200	150	50	
SM15913	SBT-CC06 D24-29 I50 W20 L100	24	29	20	22	100	50	50	
SM23598	SBT-CC06 D24-29 I100 W20 L150	24	29	20	22	150	100	50	
SM16026	SBT-CC06 D24-29 I180 W20 L230	24	29	20	22	230	180	50	
SM15920	SBT-CC09 D29-39 I55 W20 L105	29	39	20	25	105	55	50	CC.. 09T3..
SM15968	SBT-CC09 D29-39 I105 W20 L155	29	39	20	25	155	105	50	
SM15890	SBT-CC09 D29-39 I175 W20 L230	29	39	20	25	230	175	55	
SM15944	SBT-CC09 D39-49 I65 W25 L120	39	49	25	32	120	65	55	
SM15975	SBT-CC09 D39-49 I115 W25 L170	39	49	25	32	170	115	55	
SM16057	SBT-CC09 D39-49 I200 W25 L250	39	49	25	32	250	200	55	
SM15951	SBT-CC09 D49-60 I66 W32 L126	49	60	32	40	126	66	60	CC.. 1204..
SM15883	SBT-CC09 D49-60 I116 W32 L176	49	60	32	40	176	116	60	
SM16071	SBT-CC09 D49-60 I200 W32 L260	49	60	32	40	260	200	60	
SM15982	SBT-CC12 D59-79 I85 W32 L145	59	79	32	50	145	85	60	
SM16002	SBT-CC12 D59-79 I135 W32 L195	59	79	32	50	195	135	60	
SM16088	SBT-CC12 D59-79 I220 W32 L280	59	79	32	50	280	220	60	
SM15999	SBT-CC12 D69-89 I85 W32 L145	69	89	32	63	145	85	60	CC.. 1204..
SM16033	SBT-CC12 D69-89 I135 W32 L195	69	89	32	63	195	135	60	
SM39582	SBT-CC12 D69-89 I220 W32 L290	69	89	32	63	290	220	60	
SM16095	SBT-CC12 D69-89 I220 W40 L290	69	89	40	63	290	220	60	
SM16040	SBT-CC12 D89-130 I105 W32 L175	89	130	32	75	175	105	60	
SM16064	SBT-CC12 D89-130 I165 W32 L225	89	130	32	75	225	165	60	

Size Designation	Master Insert*	Spare Parts					
		Cartridge	Insert Screw	Insert Torx Key	Screw Torque Value	Cartridge Screw	Adjustment Screw
D20-24	CC.. 0602..		 SSV M2.5x6-9505	 STK-T08-9908	1,2	 BKTV M4x15x6-9220	 SNSV M3x6-9301
D24-29							
D29-39	CC.. 09T3..		 SSV M3.5x10-9511	STK-T15-9910	2,9	 BKTV M6x20x8-9213	 SNSV M4x10-9303
D39-49							
D49-60	CC.. 1204..		 SSV M5x13-9519	STK-T20-9911	8,5	 BKTV M8x30x11 9217	 SNSV M4x14-9305
D59-79							
D69-89		 SNSV M5x20-9318					
D89-130							

Adjustable Boring Bars

# U-Drills & MultiCut



J

400 ▶ U Drills

435 ▶ MultiCut

Insert		WCM.030208 ISO	WCM.040208 ISO	WCM.050308 ISO	WCM.06T308 ISO	WCM.080412 ISO
						
Dimeter Range (mm)		Ø16-19.5	Ø20-23.5	Ø24-29.5	Ø30-44	Ø45-60
Size & Diameter Designation		✓ Dia Range (mm) Ø16 -19.5 (With 0.50mm)	✓ Dia Range (mm) Ø20 - 23.5 (With 0.50mm)	✓ Dia Range (mm) Ø24 - 29.5 (With 0.50mm)	✓ Dia Range (mm) Ø30 - 44	✓ Dia Range (mm) Ø45 - 60
		Page: <b>J400</b>	Page: <b>J400</b>	Page: <b>J400</b>	Page: <b>J401</b>	Page: <b>J401</b>
		✓ Dia Range (mm) Ø16 -19.5 (With 0.50mm)	✓ Dia Range (mm) Ø20 - 23.5 (With 0.50mm)	✓ Dia Range (mm) Ø24 - 29.5 (With 0.50mm)	✓ Dia Range (mm) Ø30 - 44	✓ Dia Range (mm) Ø45 - 60
		Page: <b>J402</b>	Page: <b>J402</b>	Page: <b>J402</b>	Page: <b>J403</b>	Page: <b>J403</b>
		✓ Dia Range (mm) Ø16 -19.5 (With 0.50mm)	✓ Dia Range (mm) Ø20 - 23.5 (With 0.50mm)	✓ Dia Range (mm) Ø24 - 29.5 (With 0.50mm)	✓ Dia Range (mm) Ø30 - 44	✓ Dia Range (mm) Ø45 - 50
		Page: <b>J404</b>	Page: <b>J404</b>	Page: <b>J404</b>	Page: <b>J405</b>	Page: <b>J405</b>
		✓ Dia Range (mm) Ø16 -19	✓ Dia Range (mm) Ø20 - 23	✓ Dia Range (mm) Ø24 - 29	✓ Dia Range (mm) Ø30 - 40	-
		Page: <b>J406</b>	Page: <b>J406</b>	Page: <b>J406</b>	Page: <b>J406</b>	
		-	-	-	-	-






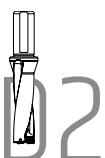
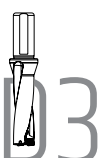
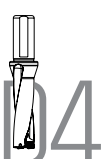
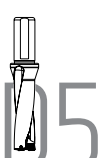

Insert		SPMG 050204	SPMG 060204	SPMG 07T308	SPMG 090408	SPMG 110408	SPMG 140512
		TGTC	TGTC	TGTC	TGTC	TGTC	TGTC
							
Dimeter Range (mm)		Ø12-15	Ø15.5-21.5	Ø22-27.5	Ø28-33	Ø34-41	Ø42-54
Size & Diameter Designation		✓ Dia Range (mm) Ø12 - 15 (With 0.50mm)	✓ Dia Range (mm) Ø15.5 - 21.5 (With 0.50mm)	✓ Dia Range (mm) Ø22 - 27.5 (With 0.50mm)	✓ Dia Range (mm) Ø28 - 33 (With 0.50mm Up to 29.5)	✓ Dia Range (mm) Ø34 - 41	✓ Dia Range (mm) Ø42 - 50
		Page: <b>J408</b>	Page: <b>J408</b>	Page: <b>J408</b>	Page: <b>J409</b>	Page: <b>J409</b>	Page: <b>J409</b>
		✓ Dia Range (mm) Ø12 - 15 (With 0.50mm)	✓ Dia Range (mm) Ø15.5 - 21.5 (With 0.50mm)	✓ Dia Range (mm) Ø22 - 27.5 (With 0.50mm)	✓ Dia Range (mm) Ø28 - 33 (With 0.50mm Up to 29.5)	✓ Dia Range (mm) Ø34 - 41	✓ Dia Range (mm) Ø42 - 54
		Page: <b>J410</b>	Page: <b>J410</b>	Page: <b>J410</b>	Page: <b>J411</b>	Page: <b>J411</b>	Page: <b>J411</b>
		✓ Dia Range (mm) Ø12 - 15 (With 0.50mm)	✓ Dia Range (mm) Ø15.5 - 21.5 (With 0.50mm)	✓ Dia Range (mm) Ø22 - 27.5 (With 0.50mm)	✓ Dia Range (mm) Ø28 - 33 (With 0.50mm Up to 29.5)	✓ Dia Range (mm) Ø34 - 41	✓ Dia Range (mm) Ø42 - 44
	Page: <b>J412</b>	Page: <b>J412</b>	Page: <b>J412</b>	Page: <b>J413</b>	Page: <b>J413</b>	Page: <b>J413</b>	
	✓ Dia Range (mm) Ø13 - 15	✓ Dia Range (mm) Ø15 - 21	✓ Dia Range (mm) Ø22 - 27	✓ Dia Range (mm) Ø28 - 29	-	-	
	Page: <b>J414</b>	Page: <b>J414</b>	Page: <b>J414</b>	Page: <b>J414</b>			
	-	-	-	-	-	-	

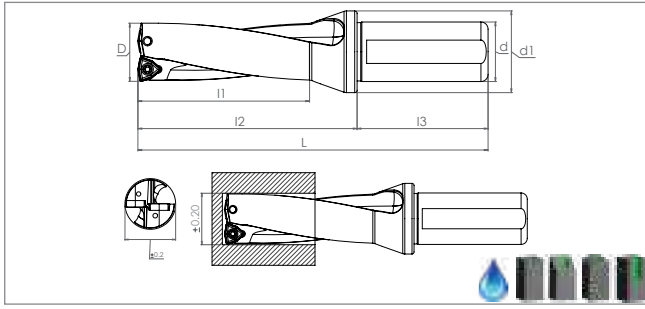
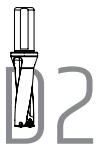


Insert		SOMT 050204 TGTC	SOMT 060204 TGTC	SOMT 070306 TGTC	SOMT 08T306 TGTC	SOMT 09T308 TGTC
						
Dimeter Range (mm)		Ø14-16	Ø16.5-19	Ø19-22	Ø22.5-26	Ø26.5-30
Size & Diameter Designation	 D2	-	-	-	-	-
	 D3	✓ Dia Range (mm) Ø14 - 16 (With 0.50mm)	✓ Dia Range (mm) Ø16.5 - 19 (With 0.50mm)	✓ Dia Range (mm) Ø19 - 22 (With 0.50mm)	✓ Dia Range (mm) Ø22.5 - 26 (With 0.50mm)	✓ Dia Range (mm) Ø26.5 - 30 (With 0.50mm)
		Page: <b>J416</b>	Page: <b>J416</b>	Page: <b>J416</b>	Page: <b>J417</b>	Page: <b>J417</b>
	 D4	✓ Dia Range (mm) Ø14 - 16	✓ Dia Range (mm) Ø17 - 19	✓ Dia Range (mm) Ø20 - 22	✓ Dia Range (mm) Ø23 - 26	✓ Dia Range (mm) Ø27 - 30
		Page: <b>J418</b>	Page: <b>J418</b>	Page: <b>J418</b>	Page: <b>J418</b>	Page: <b>J418</b>
	 D5	✓ Dia Range (mm) Ø14 - 16	✓ Dia Range (mm) Ø17 - 19	✓ Dia Range (mm) Ø20 - 22	✓ Dia Range (mm) Ø23 - 26	✓ Dia Range (mm) Ø27 - 30
		Page: <b>J419</b>	Page: <b>J419</b>	Page: <b>J419</b>	Page: <b>J419</b>	Page: <b>J419</b>
	 D6	-	-	-	-	-

Insert		SPMT(PD) 040204 XOMT(PD) 040204 KRLY	SPMT(PD) 050204 XOMT(PD) 050204 KRLY	SPMT(PD) 060205 XOMT(PD) 060204 KRLY	SPMT(PD) 07T208 XOMT(PD) 07T208 KRLY	SPMT(PD) 090308 XOMT(PD) 090305 KRLY	SPMT(PD) 11T308 XOMT(PD) 11T306 KRLY
							
Dimeter Range (mm)		Ø12.5-13.5	Ø14-16	Ø16.5-19.5	Ø20-23.5	Ø24-29.5	Ø30
Size & Diameter Designation		-	✓ Dia Range (mm) Ø14 - 16 (With 0.50mm)	✓ Dia Range (mm) Ø17 - 19 (With 0.50mm)	✓ Dia Range (mm) Ø20 - 23 (With 0.50mm)	✓ Dia Range (mm) Ø24 - 29 (With 0.50mm)	✓ Dia Range (mm) Ø30
			Page: <b>J421</b>	Page: <b>J421</b>	Page: <b>J421</b>	Page: <b>J421</b>	Page: <b>J421</b>
		✓ Dia Range (mm) Ø12.5 - 13.5 (With 0.50mm)	✓ Dia Range (mm) Ø14 - 16 (With 0.50mm)	✓ Dia Range (mm) Ø16.5 - 19.5 (With 0.50mm)	✓ Dia Range (mm) Ø20 - 23.5 (With 0.50mm)	✓ Dia Range (mm) Ø24 - 29.5 (With 0.50mm)	✓ Dia Range (mm) Ø30
		Page: <b>J422</b>	Page: <b>J422</b>	Page: <b>J422</b>	Page: <b>J422</b>	Page: <b>J423</b>	Page: <b>J423</b>
		✓ Dia Range (mm) Ø12.5 - 13.5 (With 0.50mm)	✓ Dia Range (mm) Ø14 - 16 (With 0.50mm)	✓ Dia Range (mm) Ø16.5 - 19.5 (With 0.50mm)	✓ Dia Range (mm) Ø20 - 23.5 (With 0.50mm)	✓ Dia Range (mm) Ø24 - 29.5 (With 0.50mm)	✓ Dia Range (mm) Ø30
		Page: <b>J424</b>	Page: <b>J424</b>	Page: <b>J424</b>	Page: <b>J424</b>	Page: <b>J425</b>	Page: <b>J425</b>
	✓ Dia Range (mm) Ø13	✓ Dia Range (mm) Ø14 - 16	✓ Dia Range (mm) Ø17 - 19	✓ Dia Range (mm) Ø20 - 23	✓ Dia Range (mm) Ø24 - 29	✓ Dia Range (mm) Ø30	
	Page: <b>J426</b>	Page: <b>J426</b>	Page: <b>J426</b>	Page: <b>J426</b>	Page: <b>J426</b>	Page: <b>J426</b>	
 	-	✓ Dia Range (mm) Ø16	✓ Dia Range (mm) Ø17 - 19	✓ Dia Range (mm) Ø20 - 23	✓ Dia Range (mm) Ø24 - 29	✓ Dia Range (mm) Ø30	
		Page: <b>J427</b>	Page: <b>J427</b>	Page: <b>J427</b>	Page: <b>J427</b>	Page: <b>J427</b>	

Insert		SPGT 050204 (PM / EM) ZCC	SPGT 060204 (PM / EM) ZCC	SPGT 07T308 (PM / EM) ZCC	SPGT 090408 (PM / EM) ZCC	SPGT 110408 (PM / EM) ZCC
						
Dimeter Range (mm)		Ø13-15	Ø15.5-21.5	Ø22-27	Ø28-33	Ø34-40
Size & Diameter Designation		-	-	-	-	-
		✓ Dia Range (mm) Ø13 - 15 (With 0.50mm)	✓ Dia Range (mm) Ø15.5 - 21.5 (With 0.50mm)	✓ Dia Range (mm) Ø22 - 27 (With 0.50mm Up to 24.5)	✓ Dia Range (mm) Ø28 - 33	✓ Dia Range (mm) Ø34 - 40 (With 0.50mm)
		Page: <b>J428</b>	Page: <b>J428</b>	Page: <b>J428</b>	Page: <b>J429</b>	Page: <b>J429</b>
		✓ Dia Range (mm) Ø13 - 15	✓ Dia Range (mm) Ø16 - 21	✓ Dia Range (mm) Ø22 - 27	✓ Dia Range (mm) Ø28 - 30	-
		Page: <b>J430</b>	Page: <b>J430</b>	Page: <b>J430</b>		
		✓ Dia Range (mm) Ø13 - 15	✓ Dia Range (mm) Ø16 - 21	✓ Dia Range (mm) Ø22 - 27	✓ Dia Range (mm) Ø28 - 30	-
		Page: <b>J431</b>	Page: <b>J431</b>	Page: <b>J431</b>	Page: <b>J431</b>	
		-	-	-	-	-

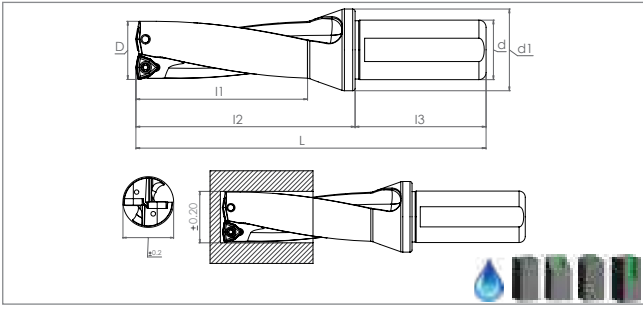
Insert		SOMX 050204	SOMX 060304	SOMX 070305	SOMT 09T306	SOMT 120408
						
Dimeter Range (mm)		Ø14-17	Ø18-20	Ø21-24	Ø25-34	Ø35-40
Size & Diameter Designation		-	-	-	-	-
		✓ Dia Range (mm) Ø14 - 17	✓ Dia Range (mm) Ø18 - 20	✓ Dia Range (mm) Ø21 - 24	✓ Dia Range (mm) Ø25 - 34	✓ Dia Range (mm) Ø35 - 40
		Page: <b>J432</b>	Page: <b>J432</b>	Page: <b>J432</b>	Page: <b>J432</b>	Page: <b>J432</b>
		✓ Dia Range (mm) Ø14 - 17	✓ Dia Range (mm) Ø18 - 20	✓ Dia Range (mm) Ø21 - 24	✓ Dia Range (mm) Ø25 - 34	✓ Dia Range (mm) Ø35 - 40
		Page: <b>J433</b>	Page: <b>J433</b>	Page: <b>J433</b>	Page: <b>J433</b>	Page: <b>J433</b>
		✓ Dia Range (mm) Ø14 - 17	✓ Dia Range (mm) Ø18 - 20	✓ Dia Range (mm) Ø21 - 24	✓ Dia Range (mm) Ø25 - 30	-
		Page: <b>J434</b>	Page: <b>J434</b>	Page: <b>J434</b>	Page: <b>J434</b>	
		-	-	-	-	-



Ordering Code	Item Designation		Dimensions (mm)							Master Insert*
	<b>SDUM Dx2 - WCM.</b> <b>030208 / 040208 / 050308</b> <b>U-DRILL</b>	<b>POWER</b> SERIES	D	d	d1	L	l1	l2	l3	
SM16248	SDUM 16xD2 WCM.030208	✓	16	25	34	108	32	52	56	WCM. 030208
SM16255	SDUM 16.5xD2 WCM.030208	✓	16.5	25	34	110	33	54	56	
SM16262	SDUM 17xD2 WCM.030208	✓	17	25	34	110	34	54	56	
SM16279	SDUM 17.5xD2 WCM.030208	✓	17.5	25	34	113	35	57	56	
SM16286	SDUM 18xD2 WCM.030208	✓	18	25	34	113	36	57	56	
SM16293	SDUM 18.5xD2 WCM.030208	✓	18.5	25	34	115	37	59	56	
SM16323	SDUM 19xD2 WCM.030208	✓	19	25	34	115	38	59	56	
SM16330	SDUM 19.5xD2 WCM.030208	✓	19.5	25	34	119	39	63	56	WCM. 040208
SM17016	SDUM 20xD2 WCM.040208	✓	20	25	34	119	40	63	56	
SM17061	SDUM 20.5xD2 WCM.040208	✓	20.5	25	34	121	41	65	56	
SM17023	SDUM 21xD2 WCM.040208	✓	21	25	34	121	42	65	56	
SM17047	SDUM 21.5xD2 WCM.040208	✓	21.5	25	34	123	43	67	56	
SM17030	SDUM 22xD2 WCM.040208	✓	22	25	34	123	44	67	56	
SM17054	SDUM 22.5xD2 WCM.040208	✓	22.5	25	34	127	45	71	56	
SM17078	SDUM 23xD2 WCM.040208	✓	23	25	34	127	46	71	56	WCM. 050308
SM17085	SDUM 23.5xD2 WCM.040208	✓	23.5	25	34	130	47	74	56	
SM16545	SDUM 24xD2 WCM.050308	✓	24	25	44	130	48	74	56	
SM17290	SDUM 24.5xD2 WCM.050308	✓	24.5	25	44	133	49	77	56	
SM17092	SDUM 25xD2 WCM.050308	✓	25	25	44	133	50	77	56	
SM17320	SDUM 25.5xD2 WCM.050308	✓	25.5	25	44	135	51	79	56	
SM17108	SDUM 26xD2 WCM.050308	✓	26	25	44	135	52	79	56	
SM17306	SDUM 26.5xD2 WCM.050308	✓	26.5	25	44	137	53	81	56	WCM. 050308
SM17115	SDUM 27xD2 WCM.050308	✓	27	25	44	137	54	81	56	
SM17313	SDUM 27.5xD2 WCM.050308	✓	27.5	25	44	140	55	84	56	
SM17122	SDUM 28xD2 WCM.050308	✓	28	25	44	140	56	84	56	
SM16996	SDUM 28.5xD2 WCM.050308	✓	28.5	25	44	142	57	86	56	
SM17139	SDUM 29xD2 WCM.050308	✓	29	25	44	142	58	86	56	
SM17009	SDUM 29.5xD2 WCM.050308	✓	29.5	25	44	151	59	91	56	

Size Designation	Master Insert*	Spare Parts		
		Screw	Torx Key	Screw Torque Value
D16 - D23.5	WCM. 030208	 SSV M2.5x6-9505	 STK-T08-9908	 N-m 1,2
	WCM. 040208			
D24 - D29.5	WCM. 050308	SSV M3x8-9508		1,9

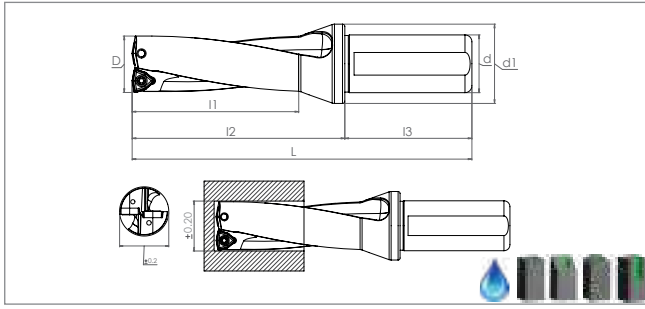
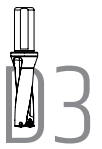
Continued on next page  
Devami sonraki sayfada



Ordering Code	Item Designation		Dimensions (mm)							Master Insert*
	<b>SDUM Dx2 - WCM.</b> <b>06T308 / 080412</b> <b>U-DRILL</b>	<b>POWER</b> SERIES	D	d	d1	L	l1	l2	l3	
SM17146	SDUM 30XD2 WCM.06T308	✓	30	32	44	141	60	81	60	WCM. 06T308
SM17153	SDUM 31XD2 WCM.06T308	✓	31	32	44	144	62	83	60	
SM17160	SDUM 32XD2 WCM.06T308	✓	32	32	44	146	64	86	60	
SM17177	SDUM 33XD2 WCM.06T308	✓	33	32	44	149	66	88	60	
SM17184	SDUM 34XD2 WCM.06T308	✓	34	32	44	151	68	91	60	
SM17191	SDUM 35XD2 WCM.06T308	✓	35	32	44	154	70	93	60	
SM17207	SDUM 36XD2 WCM.06T308	✓	36	32	44	157	72	96	60	
SM17214	SDUM 37XD2 WCM.06T308	✓	37	32	44	160	74	100	60	
SM17221	SDUM 38XD2 WCM.06T308	✓	38	32	44	163	76	103	60	
SM17238	SDUM 39XD2 WCM.06T308	✓	39	32	44	165	78	105	60	
SM17245	SDUM 40XD2 WCM.06T308	✓	40	32	44	168	80	108	60	
SM17252	SDUM 41XD2 WCM.06T308	✓	41	32	44	171	82	110	60	
SM17269	SDUM 42XD2 WCM.06T308	✓	42	32	44	173	84	112	60	
SM17276	SDUM 43XD2 WCM.06T308	✓	43	32	44	176	86	114	60	
SM17283	SDUM 44XD2 WCM.06T308	✓	44	32	44	178	88	117	60	
SM17337	SDUM 45XD2 WCM.080412	✓	45	40	60	192	90	123	70	
SM17368	SDUM 46XD2 WCM.080412	✓	46	40	60	195	92	125	70	
SM17375	SDUM 47XD2 WCM.080412	✓	47	40	60	197	94	127	70	
SM17399	SDUM 48XD2 WCM.080412	✓	48	40	60	200	96	130	70	
SM17412	SDUM 49XD2 WCM.080412	✓	49	40	60	202	98	132	70	
SM17436	SDUM 50XD2 WCM.080412	✓	50	40	60	205	100	135	70	
SM17443	SDUM 51XD2 WCM.080412	✓	51	40	60	207	102	137	70	
SM17467	SDUM 52XD2 WCM.080412	✓	52	40	60	210	104	140	70	
SM17528	SDUM 53XD2 WCM.080412	✓	53	40	60	212	106	142	70	
SM17573	SDUM 54XD2 WCM.080412	✓	54	40	60	215	108	145	70	
SM17597	SDUM 55XD2 WCM.080412	✓	55	40	60	217	110	147	70	
SM17672	SDUM 56XD2 WCM.080412	✓	56	40	60	220	112	150	70	
SM17696	SDUM 57XD2 WCM.080412	✓	57	40	60	222	114	152	70	
SM17757	SDUM 58XD2 WCM.080412	✓	58	40	60	225	116	155	70	
SM17788	SDUM 59XD2 WCM.080412	✓	59	40	60	227	118	157	70	
SM17801	SDUM 60XD2 WCM.080412	✓	60	40	60	230	120	160	70	

Size Designation	Master Insert*	Spare Parts		
		Screw	Torx Key	Screw Torque Value
D30 - D44		 SSV M3.5x10-9511	 STK-T15-9910	 2,9
D45 - D60		 SSV M4x10-9514		 4,3

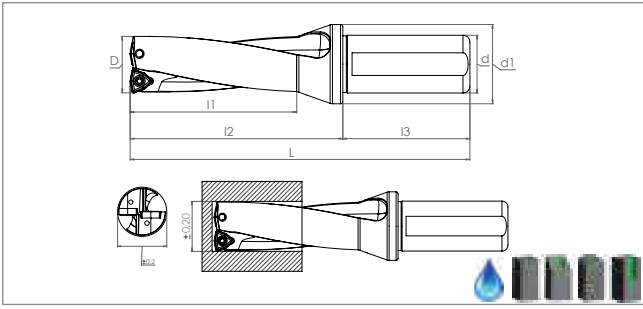
\*Suitable Insert is ISO



Ordering Code	Item Designation	Dimensions (mm)									Master Insert*
	<b>SDUM Dx3 - WCM.</b> <b>030208 / 040208 / 050308</b> <b>U-DRILL</b>	<b>POWER</b> SERIES	D	d	d1	L	l1	l2	l3		
SM16309	SDUM 16XD3 WCM.030208	✓	16	25	34	124	48	68	56	WCM. 030208	
SM16187	SDUM 16.5XD3 WCM.030208	✓	16.5	25	34	127	49.5	71	56		
SM16194	SDUM 17XD3 WCM.030208	✓	17	25	34	127	51	71	56		
SM16200	SDUM 17.5XD3 WCM.030208	✓	17.5	25	34	131	52.5	75	56		
SM16217	SDUM 18XD3 WCM.030208	✓	18	25	34	131	54	75	56		
SM16224	SDUM 18.5XD3 WCM.030208	✓	18.5	25	34	134	55.5	78	56		
SM16231	SDUM 19XD3 WCM.030208	✓	19	25	34	134	57	78	56		
SM16316	SDUM 19.5XD3 WCM.030208	✓	19.5	25	34	139	58.5	83	56	WCM. 040208	
SM16347	SDUM 20XD3 WCM.040208	✓	20	25	34	139	60	83	56		
SM16354	SDUM 20.5XD3 WCM.040208	✓	20.5	25	34	142	61.5	88	56		
SM16361	SDUM 21XD3 WCM.040208	✓	21	25	34	142	63	88	56		
SM16378	SDUM 21.5XD3 WCM.040208	✓	21.5	25	34	145	64.5	89	56		
SM16385	SDUM 22XD3 WCM.040208	✓	22	25	34	145	66	89	56		
SM16392	SDUM 22.5XD3 WCM.040208	✓	22.5	25	34	150	67.5	94	56		
SM16408	SDUM 23XD3 WCM.040208	✓	23	25	34	150	69	94	56	WCM. 050308	
SM16415	SDUM 23.5XD3 WCM.040208	✓	23.5	25	34	154	70.5	98	56		
SM16422	SDUM 24XD3 WCM.050308	✓	24	25	34	154	72	98	56		
SM16439	SDUM 24.5XD3 WCM.050308	✓	24.5	25	34	158	73.5	102	56		
SM16446	SDUM 25XD3 WCM.050308	✓	25	25	34	158	75	102	56		
SM16453	SDUM 25.5XD3 WCM.050308	✓	25.5	25	34	161	76.5	105	56		
SM16460	SDUM 26XD3 WCM.050308	✓	26	25	34	161	78	105	56		
SM16477	SDUM 26.5XD3 WCM.050308	✓	26.5	25	34	164	79.5	108	56	WCM. 050308	
SM16484	SDUM 27XD3 WCM.050308	✓	27	25	34	164	81	108	56		
SM16491	SDUM 27.5XD3 WCM.050308	✓	27.5	25	34	168	82.5	112	56		
SM16507	SDUM 28XD3 WCM.050308	✓	28	25	34	168	84	112	56		
SM16514	SDUM 28.5XD3 WCM.050308	✓	28.5	25	34	171	85.5	115	56		
SM16521	SDUM 29XD3 WCM.050308	✓	29	25	34	171	87	115	56		
SM16538	SDUM 29.5XD3 WCM.050308	✓	29.5	25	34	177	88.5	111	56		

Size Designation	Master Insert*	Spare Parts		
		Screw	Torx Key	Screw Torque Value
D16 - D23.5	WCM. 030208	 SSV M2.5x6-9505	 STK-T08-9908	 N-m 1,2
	WCM. 040208			
D24 - D29.5	WCM. 050308	 SSV M3x8-9508		 N-m 1,9

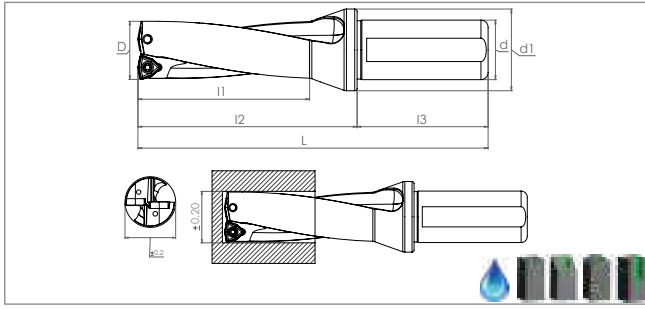
Continued on next page  
Devami sonraki sayfada



Ordering Code	Item Designation	POWER SERIES	Dimensions (mm)							Master Insert*	
			D	d	d1	L	l1	l2	l3		
	<b>SDUM Dx3 - WCM. 06T308 / 080412 U-DRILL</b>										
SM16552	SDUM 30XD3 WCM.06T308	✓	30	32	44	171	90	111	60	WCM. 06T308	
SM16569	SDUM 31XD3 WCM.06T308	✓	31	32	44	175	93	115	60		
SM16576	SDUM 32XD3 WCM.06T308	✓	32	32	44	178	96	118	60		
SM16583	SDUM 33XD3 WCM.06T308	✓	33	32	44	182	99	122	60		
SM16590	SDUM 34XD3 WCM.06T308	✓	34	32	44	185	102	125	60		
SM16606	SDUM 35XD3 WCM.06T308	✓	35	32	44	189	105	129	60		
SM16613	SDUM 36XD3 WCM.06T308	✓	36	32	44	193	108	133	60		
SM16620	SDUM 37XD3 WCM.06T308	✓	37	32	44	197	111	136	60		
SM16637	SDUM 38XD3 WCM.06T308	✓	38	32	44	201	114	141	60		
SM16644	SDUM 39XD3 WCM.06T308	✓	39	32	44	204	117	144	60		
SM16651	SDUM 40XD3 WCM.06T308	✓	40	32	44	208	120	148	60		
SM16668	SDUM 41XD3 WCM.06T308	✓	41	32	44	212	123	152	60		
SM16675	SDUM 42XD3 WCM.06T308	✓	42	32	44	215	126	155	60		
SM16682	SDUM 43XD3 WCM.06T308	✓	43	32	44	219	129	158	60		
SM16699	SDUM 44XD3 WCM.06T308	✓	44	32	44	222	132	162	60		
SM17344	SDUM 45XD3 WCM.080412	✓	45	40	60	237	135	167	70	WCM. 080412	
SM17351	SDUM 46XD3 WCM.080412	✓	46	40	60	241	138	171	70		
SM17382	SDUM 47XD3 WCM.080412	✓	47	40	60	244	141	174	70		
SM17405	SDUM 48XD3 WCM.080412	✓	48	40	60	248	144	178	70		
SM17429	SDUM 49XD3 WCM.080412	✓	49	40	60	251	147	181	70		
SM17450	SDUM 50XD3 WCM.080412	✓	50	40	60	255	150	185	70		
SM17474	SDUM 51XD3 WCM.080412	✓	51	40	60	258	153	188	70		
SM17535	SDUM 52XD3 WCM.080412	✓	52	40	60	261	156	191	70		
SM17580	SDUM 53XD3 WCM.080412	✓	53	40	60	264	159	194	70		
SM17658	SDUM 54XD3 WCM.080412	✓	54	40	60	267	162	197	70		
SM17689	SDUM 55XD3 WCM.080412	✓	55	40	60	270	165	200	70		
SM17740	SDUM 56XD3 WCM.080412	✓	56	40	60	273	168	203	70		
SM17764	SDUM 57XD3 WCM.080412	✓	57	40	60	276	171	206	70		
SM17795	SDUM 58XD3 WCM.080412	✓	58	40	60	279	174	209	70		
SM17825	SDUM 59XD3 WCM.080412	✓	59	40	60	282	177	211	70		
SM17832	SDUM 60XD3 WCM.080412	✓	60	40	60	285	180	214	70		

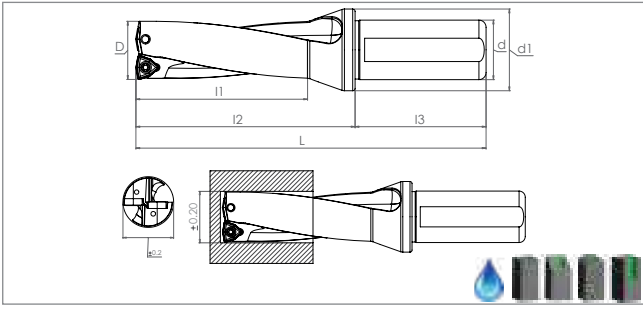
Size Designation	Master Insert*	Spare Parts		
		Screw	Torx Key	Screw Torque Value
D30 - D44		 SSV M3.5x10-9511	 STK-T15-9910	 2,9
D45 - D60		 SSV M4x10-9514		 4,3





Ordering Code	Item Designation	Dimensions (mm)									Master Insert*
	<b>SDUM Dx4 - WCM. - ISO 030208 / 040208 / 050308 U-DRILL</b>	<b>POWER</b> SERIES	D	d	d1	L	l1	l2	l3		
SM16712	SDUM 16XD4 WCM.030208	✓	16	25	34	140	64	84	56	WCM. 030208	
SM17887	SDUM 16.5XD4 WCM.030208	✓	16.5	25	34	144	66	84	56		
SM16729	SDUM 17XD4 WCM.030208	✓	17	25	34	144	68	88	56		
SM17894	SDUM 17.5XD4 WCM.030208	✓	17.5	25	34	149	70	88	56		
SM16705	SDUM 18XD4 WCM.030208	✓	18	25	34	149	72	93	56		
SM17900	SDUM 18.5XD4 WCM.030208	✓	18.5	25	34	153	74	93	56		
SM16736	SDUM 19XD4 WCM.030208	✓	19	25	34	153	76	97	56		
SM17917	SDUM 19.5XD4 WCM.030208	✓	19.5	25	34	159	78	97	56		
SM16743	SDUM 20XD4 WCM.040208	✓	20	25	34	159	80	103	56	WCM. 040208	
SM17863	SDUM 20.5XD4 WCM.040208	✓	20.5	25	34	163	82	103	56		
SM16750	SDUM 21XD4 WCM.040208	✓	21	25	34	163	84	107	56		
SM17924	SDUM 21.5XD4 WCM.040208	✓	21.5	25	34	167	86	107	56		
SM16767	SDUM 22XD4 WCM.040208	✓	22	25	34	167	88	111	56		
SM17870	SDUM 22.5XD4 WCM.040208	✓	22.5	25	34	173	90	111	56		
SM16774	SDUM 23XD4 WCM.040208	✓	23	25	34	173	92	117	56		
SM17931	SDUM 23.5XD4 WCM.040208	✓	23.5	25	34	178	94	117	56		
SM16781	SDUM 24XD4 WCM.050308	✓	24	25	34	178	96	122	56	WCM. 050308	
SM17948	SDUM 24.5XD4 WCM.050308	✓	24.5	25	34	183	98	122	56		
SM16798	SDUM 25XD4 WCM.050308	✓	25	25	34	183	100	127	56		
SM17955	SDUM 25.5XD4 WCM.050308	✓	25.5	25	34	187	102	127	56		
SM16804	SDUM 26XD4 WCM.050308	✓	26	25	34	187	104	131	56		
SM17962	SDUM 26.5XD4 WCM.050308	✓	26.5	25	34	191	106	131	56		
SM16811	SDUM 27XD4 WCM.050308	✓	27	25	34	191	108	135	56		
SM17979	SDUM 27.5XD4 WCM.050308	✓	27.5	25	34	196	110	135	56		
SM16828	SDUM 28XD4 WCM.050308	✓	28	25	34	196	112	140	56		
SM17986	SDUM 28.5XD4 WCM.050308	✓	28.5	25	34	200	114	140	56		
SM16835	SDUM 29XD4 WCM.050308	✓	29	25	34	200	116	144	56		
SM17993	SDUM 29.5XD4 WCM.050308	✓	29.5	25	34	202	118	144	56		

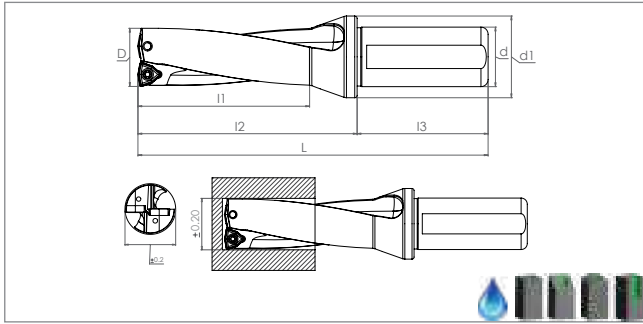
Size Designation	Master Insert*	Spare Parts		
		Screw	Torx Key	Screw Torque Value
D16 - D23.5				
	WCM. 030208	SSV M2.5x6-9505	STK-T08-9908	1,2
WCM. 040208				
D24 - D29.5	WCM. 050308	SSV M3x8-9508		1,9



Ordering Code	Item Designation	POWER SERIES	Dimensions (mm)							Master Insert*	
			D	d	d1	L	l1	l2	l3		
	<b>SDUM Dx4 - WCM. - ISO 06T308 / 080412 U-DRILL</b>										
SM16842	SDUM 30XD4 WCM.06T308	✓	30	32	44	201	120	141	60	WCM. 06T308	
SM16859	SDUM 31XD4 WCM.06T308	✓	31	32	44	206	124	145	60		
SM16866	SDUM 32XD4 WCM.06T308	✓	32	32	44	210	128	149	60		
SM16873	SDUM 33XD4 WCM.06T308	✓	33	32	44	215	132	154	60		
SM20931	SDUM 33.5XD4 WCM.06T308	✓	33.5	32	44	219	134	158	60		
SM16880	SDUM 34XD4 WCM.06T308	✓	34	32	44	219	136	158	60		
SM16897	SDUM 35XD4 WCM.06T308	✓	35	32	44	224	140	166	60		
SM16903	SDUM 36XD4 WCM.06T308	✓	36	32	44	229	144	169	60		
SM16910	SDUM 37XD4 WCM.06T308	✓	37	32	44	234	148	172	60		
SM16927	SDUM 38XD4 WCM.06T308	✓	38	32	44	239	152	178	60		
SM25394	SDUM 38.5XD4 WCM.06T308	✓	38.5	32	44	243	154	181	60		
SM16934	SDUM 39XD4 WCM.06T308	✓	39	32	44	243	156	181	60		
SM16941	SDUM 40XD4 WCM.06T308	✓	40	32	44	248	160	188	60		
SM16958	SDUM 41XD4 WCM.06T308	✓	41	32	44	253	164	191	60		
SM16965	SDUM 42XD4 WCM.06T308	✓	42	32	44	257	168	195	60		
SM16972	SDUM 43XD4 WCM.06T308	✓	43	32	44	262	172	197	60		
SM16989	SDUM 44XD4 WCM.06T308	✓	44	32	44	266	176	200	60		
SM17665	SDUM 45XD4 WCM.080412	✓	45	40	60	272	180	202	70	WCM. 080412	
SM17726	SDUM 46XD4 WCM.080412	✓	46	40	60	276	184	206	70		
SM17771	SDUM 47XD4 WCM.080412	✓	47	40	60	280	188	210	70		
SM17818	SDUM 48XD4 WCM.080412	✓	48	40	60	284	192	214	70		
SM17849	SDUM 49XD4 WCM.080412	✓	49	40	60	288	196	218	70		
SM17856	SDUM 50XD4 WCM.080412	✓	50	40	60	292	200	221	70		

Size Designation	Master Insert*	Spare Parts		
		Screw	Torx Key	Screw Torque Value
D30 - D44		 SSV M3.5x10-9511	 STK-T15-9910	 2,9
D45 - D60		 SSV M4x10-9514		 4,3

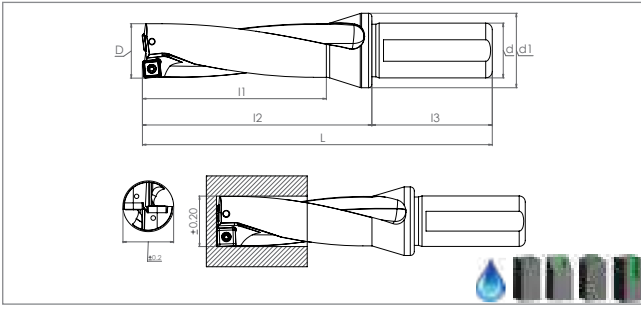

\*Suitable Insert is ISO



Ordering Code	Item Designation	Dimensions (mm)								Master Insert*
		POWER SERIES	D	d	d1	L	l1	l2	l3	
<b>SDUM Dx5 - WCM.</b> <b>030208 / 040208 / 050308 / 06T308</b> <b>U-DRILL</b>										
SM17481	SDUM 16XD5 WCM.030208	✓	16	25	34	155	80	100	56	WCM. 030208
SM17498	SDUM 17XD5 WCM.030208	✓	17	25	34	160	85	105	56	
SM17504	SDUM 18XD5 WCM.030208	✓	18	25	34	165	90	111	56	
SM17511	SDUM 19XD5 WCM.030208	✓	19	25	34	170	95	116	56	WCM. 040208
SM17542	SDUM 20XD5 WCM.040208	✓	20	25	34	175	100	120	56	
SM17559	SDUM 21XD5 WCM.040208	✓	21	25	34	180	105	124	56	
SM17566	SDUM 22XD5 WCM.040208	✓	22	25	34	185	110	129	56	WCM. 050308
SM17603	SDUM 23XD5 WCM.040208	✓	23	25	34	190	115	135	56	
SM17610	SDUM 24XD5 WCM.050308	✓	24	25	34	195	120	140	56	
SM17627	SDUM 25XD5 WCM.050308	✓	25	25	34	200	125	144	56	WCM. 06T308
SM17634	SDUM 26XD5 WCM.050308	✓	26	25	34	205	130	149	56	
SM17641	SDUM 27XD5 WCM.050308	✓	27	25	34	210	135	155	56	
SM17702	SDUM 28XD5 WCM.050308	✓	28	25	34	215	140	160	56	WCM. 06T308
SM17719	SDUM 29XD5 WCM.050308	✓	29	25	34	220	145	165	56	
SM17733	SDUM 30XD5 WCM.06T308	✓	30	32	44	231	150	170	60	
SM26162	SDUM 31XD5 WCM.06T308	✓	31	32	44	136	155	173	60	WCM. 06T308
SM26179	SDUM 32XD5 WCM.06T308	✓	32	32	44	241	160	180	60	
SM26186	SDUM 33XD5 WCM.06T308	✓	33	32	44	246	165	185	60	
SM26193	SDUM 34XD5 WCM.06T308	✓	34	32	44	251	170	190	60	
SM26209	SDUM 35XD5 WCM.06T308	✓	35	32	44	256	175	195	60	
SM26216	SDUM 36XD5 WCM.06T308	✓	36	32	44	261	180	200	60	
SM26223	SDUM 37XD5 WCM.06T308	✓	37	32	44	266	185	205	60	
SM26230	SDUM 38XD5 WCM.06T308	✓	38	32	44	271	190	210	60	
SM26247	SDUM 39XD5 WCM.06T308	✓	39	32	44	276	195	215	60	
SM26254	SDUM 40XD5 WCM.06T308	✓	40	32	44	281	200	220	60	

Size Designation	Master Insert*	Spare Parts		
		Screw	Torx Key	Screw Torque Value
D16 - D23	WCM. 030208	 SSV M2.5x6-9505	 STK-T08-9908	1,2
	WCM. 040208			
D24 - D29	WCM. 050308	SSV M3x8-9508		1,9
D30 - D40	WCM. 06T308	SSV M3.5x10-9511	STK-T15-9910	2,9

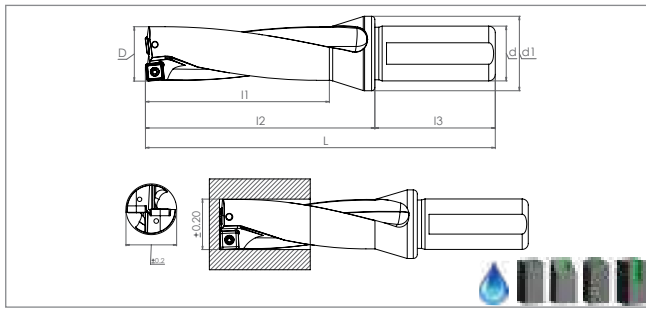




Ordering Code	Item Designation		Dimensions (mm)							Master Insert*
	<b>SDUM Dx2 - SPMG</b> <b>050204 / 060204 / 07T308</b> <b>U-DRILL</b>	<b>POWER</b> SERIES	D	d	d1	L	l1	l2	l3	
SM19294	SDUM 12.5XD2 SPMG 050204	✓	12.5	20	25	94	25	44	50	SPMG 050204
SM19232	SDUM 13XD2 SPMG 050204	✓	13	20	25	94	26	44	50	
SM19249	SDUM 13.5XD2 SPMG 050204	✓	13.5	20	25	96	27	46	50	
SM19256	SDUM 14XD2 SPMG 050204	✓	14	20	25	96	28	46	50	
SM19263	SDUM 14.5XD2 SPMG 050204	✓	14.5	20	25	99	29	49	50	
SM19270	SDUM 15XD2 SPMG 050204	✓	15	20	25	99	30	49	50	
SM19287	SDUM 15.5XD2 SPMG 060204	✓	15.5	20	25	102	31	52	50	SPMG 060204
SM18082	SDUM 16XD2 SPMG 060204	✓	16	25	34	108	32	52	56	
SM18099	SDUM 16.5XD2 SPMG 060204	✓	16.5	25	34	110	33	54	56	
SM18105	SDUM 17XD2 SPMG 060204	✓	17	25	34	110	34	54	56	
SM18112	SDUM 17.5XD2 SPMG 060204	✓	17.5	25	34	113	35	57	56	
SM18129	SDUM 18XD2 SPMG 060204	✓	18	25	34	113	36	57	56	
SM18136	SDUM 18.5XD2 SPMG 060204	✓	18.5	25	34	115	37	59	56	
SM18143	SDUM 19XD2 SPMG 060204	✓	19	25	34	115	38	59	56	
SM18150	SDUM 19.5XD2 SPMG 060204	✓	19.5	25	34	119	39	63	56	
SM18501	SDUM 20XD2 SPMG 060204	✓	20	25	34	119	40	63	56	
SM19300	SDUM 20.5XD2 SPMG 060204	✓	20.5	25	34	121	41	65	56	SPMG 07T308
SM18518	SDUM 21XD2 SPMG 060204	✓	21	25	34	121	42	65	56	
SM19317	SDUM 21.5XD2 SPMG 060204	✓	21.5	25	34	123	43	67	56	
SM18525	SDUM 22XD2 SPMG 07T308	✓	22	25	34	123	44	67	56	
SM19324	SDUM 22.5XD2 SPMG 07T308	✓	22.5	25	34	127	45	71	56	
SM18532	SDUM 23XD2 SPMG 07T308	✓	23	25	34	127	46	71	56	
SM19331	SDUM 23.5XD2 SPMG 07T308	✓	23.5	25	34	130	47	74	56	
SM18549	SDUM 24XD2 SPMG 07T308	✓	24	25	44	130	48	74	56	
SM18488	SDUM 24.5XD2 SPMG 07T308	✓	24.5	25	44	133	49	77	56	
SM18556	SDUM 25XD2 SPMG 07T308	✓	25	25	44	133	50	77	56	
SM19461	SDUM 25.5XD2 SPMG 07T308	✓	25.5	25	44	135	51	79	56	SPMG 07T308
SM18570	SDUM 26XD2 SPMG 07T308	✓	26	25	44	135	52	79	56	
SM19591	SDUM 26.5XD2 SPMG 07T308	✓	26.5	25	44	137	53	81	56	
SM18563	SDUM 27XD2 SPMG 07T308	✓	27	25	44	137	54	81	56	
SM19607	SDUM 27.5XD2 SPMG 07T308	✓	27.5	25	44	140	55	84	56	

Size Designation	Master Insert*	Spare Parts		
		Screw	Torx Key	Screw Torque Value
D12.5 - D15		SSV M2x5-9502		0,6
D15.5 - D21.5		SSV M2.2x5-9503	STK-T06-9906	0,85
D22 - D27.5		SSV M2.5x7-9506	STK-T08-9908	1,2

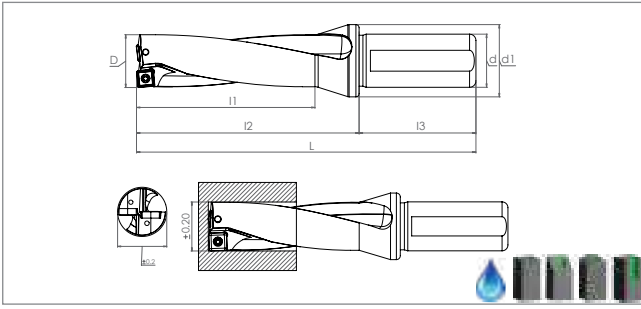
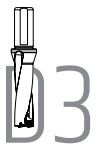
Continued on next page  
Devami sonraki sayfada



Ordering Code	Item Designation		Dimensions (mm)							Master Insert*
	<b>SDUM Dx2 - SPMG</b> <b>090408 / 110408 / 140512</b> <b>U-DRILL</b>	<b>POWER</b> SERIES	D	d	d1	L	l1	l2	l3	
SM18587	SDUM 28XD2 SPMG 090408	✓	28	25	44	140	56	84	56	SPMG 090408
SM19614	SDUM 28.5XD2 SPMG 090408	✓	28.5	25	44	142	57	86	56	
SM18594	SDUM 29XD2 SPMG 090408	✓	29	25	44	142	58	86	56	
SM18600	SDUM 29.5XD2 SPMG 090408	✓	29.5	25	44	151	59	91	56	
SM18785	SDUM 30XD2 SPMG 090408	✓	30	32	44	141	60	81	60	
SM18792	SDUM 31XD2 SPMG 090408	✓	31	32	44	144	62	83	60	
SM18808	SDUM 32XD2 SPMG 090408	✓	32	32	44	146	64	86	60	
SM18815	SDUM 33XD2 SPMG 090408	✓	33	32	44	149	66	88	60	SPMG 110408
SM18716	SDUM 34XD2 SPMG 110408	✓	34	32	44	151	68	91	60	
SM18723	SDUM 35XD2 SPMG 110408	✓	35	32	44	154	70	93	60	
SM18730	SDUM 36XD2 SPMG 110408	✓	36	32	44	157	72	96	60	
SM18747	SDUM 37XD2 SPMG 110408	✓	37	32	44	160	74	100	60	
SM18754	SDUM 38XD2 SPMG 110408	✓	38	32	44	163	76	103	60	
SM18761	SDUM 39XD2 SPMG 110408	✓	39	32	44	165	78	105	60	
SM18778	SDUM 40XD2 SPMG 110408	✓	40	32	44	168	80	108	60	SPMG 140512
SM19058	SDUM 41XD2 SPMG 110408	✓	41	32	44	171	82	110	60	
SM19065	SDUM 42XD2 SPMG 140512	✓	42	32	44	173	84	112	60	
SM19089	SDUM 43XD2 SPMG 140512	✓	43	32	44	176	86	114	60	
SM19072	SDUM 44XD2 SPMG 140512	✓	44	32	44	178	88	117	60	
SM19621	SDUM 45XD2 SPMG 140512	✓	45	40	60	192	90	123	70	
SM19638	SDUM 46XD2 SPMG 140512	✓	46	40	60	195	92	125	70	
SM19645	SDUM 47XD2 SPMG 140512	✓	47	40	60	197	94	127	70	SPMG 140512
SM19652	SDUM 48XD2 SPMG 140512	✓	48	40	60	200	96	130	70	
SM19683	SDUM 49XD2 SPMG 140512	✓	49	40	60	202	98	132	70	
SM19690	SDUM 50XD2 SPMG 140512	✓	50	40	60	205	100	135	70	

Size Designation	Master Insert*	Spare Parts		
		Screw 	Torx Key 	Screw Torque Value N-m
D28 - D33	SPMG 090408	SSV M3.5x10-9511	STK-T15-9910	2,9
D34 - D41	SPMG 110408	SSV M4x10-9514		4,3
D42 - D50	SPMG 140512	SSV M5x13-9519	STK-T20-9911	8,5

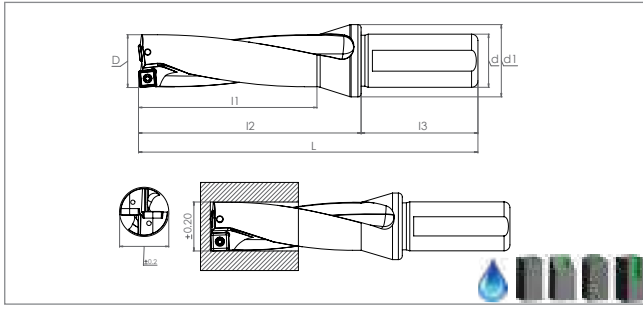




Ordering Code	Item Designation	Dimensions (mm)								Master Insert*
	<b>SDUM Dx3 - SPMG</b> <b>050204 / 060204 / 07T308</b> <b>U-DRILL</b>	<b>POWER</b> SERIES	D	d	d1	L	l1	l2	l3	
SM18846	SDUM 12.5XD3 SPMG 050204	✓	12.5	20	25	107	37	57	50	SPMG 050204
SM18853	SDUM 13XD3 SPMG 050204	✓	13	20	25	107	39	57	50	
SM18860	SDUM 13.5XD3 SPMG 050204	✓	13.5	20	25	110	40.5	60	50	
SM18877	SDUM 14XD3 SPMG 050204	✓	14	20	25	110	42	60	50	
SM18884	SDUM 14.5XD3 SPMG 050204	✓	14.5	20	25	113	43.5	63	50	
SM18891	SDUM 15XD3 SPMG 050204	✓	15	20	25	113	45	63	50	
SM18907	SDUM 15.5XD3 SPMG 060204	✓	15.5	20	25	118	46.5	68	50	SPMG 060204
SM18013	SDUM 16XD3 SPMG 060204	✓	16	25	34	124	48	68	56	
SM18167	SDUM 16.5XD3 SPMG 060204	✓	16.5	25	34	127	49.5	71	56	
SM18020	SDUM 17XD3 SPMG 060204	✓	17	25	34	127	51	71	56	
SM18174	SDUM 17.5XD3 SPMG 060204	✓	17.5	25	34	131	52.5	75	56	
SM18037	SDUM 18XD3 SPMG 060204	✓	18	25	34	131	54	75	56	
SM18181	SDUM 18.5XD3 SPMG 060204	✓	18.5	25	34	134	55.5	78	56	
SM18044	SDUM 19XD3 SPMG 060204	✓	19	25	34	134	57	78	56	
SM18198	SDUM 19.5XD3 SPMG 060204	✓	19.5	25	34	139	58.5	83	56	
SM18617	SDUM 20XD3 SPMG 060204	✓	20	25	34	139	60	83	56	
SM18921	SDUM 20.5XD3 SPMG 060204	✓	20.5	25	34	142	61.5	88	56	SPMG 07T308
SM18624	SDUM 21XD3 SPMG 060204	✓	21	25	34	142	63	88	56	
SM18914	SDUM 21.5XD3 SPMG 060204	✓	21.5	25	34	145	64.5	89	56	
SM18655	SDUM 22XD3 SPMG 07T308	✓	22	25	34	145	66	89	56	
SM18945	SDUM 22.5XD3 SPMG 07T308	✓	22.5	25	34	150	67.5	94	56	
SM18648	SDUM 23XD3 SPMG 07T308	✓	23	25	34	150	69	94	56	
SM18938	SDUM 23.5XD3 SPMG 07T308	✓	23.5	25	34	154	70.5	98	56	
SM18631	SDUM 24XD3 SPMG 07T308	✓	24	25	34	154	72	98	56	
SM18495	SDUM 24.5XD3 SPMG 07T308	✓	24.5	25	34	158	73.5	102	56	
SM18662	SDUM 25XD3 SPMG 07T308	✓	25	25	34	158	75	102	56	
SM18051	SDUM 25.5XD3 SPMG 07T308	✓	25.5	25	34	161	76.5	105	56	SPMG 07T308
SM18686	SDUM 26XD3 SPMG 07T308	✓	26	25	34	161	78	105	56	
SM18068	SDUM 26.5XD3 SPMG 07T308	✓	26.5	25	34	164	79.5	108	56	
SM18679	SDUM 27XD3 SPMG 07T308	✓	27	25	34	164	81	108	56	
SM18075	SDUM 27.5XD3 SPMG 07T308	✓	27.5	25	34	168	82.5	112	56	

Size Designation	Master Insert*	Spare Parts		
		Screw	Torx Key	Screw Torque Value
D12.5 - D15		SSV M2x5-9502	STK-T06-9906	0,6
D15.5 - D21.5		SSV M2.2x5-9503		0,85
D22 - D27.5		SSV M2.5x7-9506	STK-T08-9908	1,2

Continued on next page  
Devami sonraki sayfada

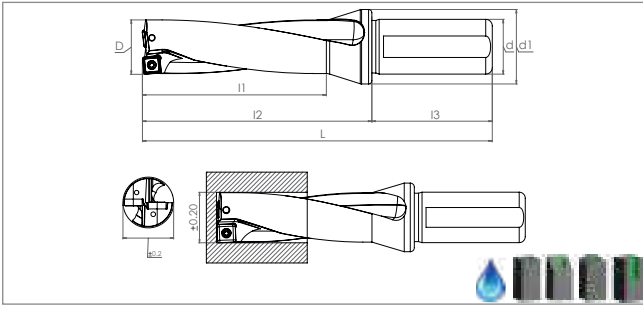


Ordering Code	Item Designation	POWER SERIES	Dimensions (mm)							Master Insert*	
			D	d	d1	L	l1	l2	l3		
	<b>SDUM Dx3 - SPMG</b> <b>090408 / 110408 / 140512</b> <b>U-DRILL</b>										
SM18709	SDUM 28XD3 SPMG 090408	✓	28	25	34	168	84	112	56	SPMG 090408	
SM18822	SDUM 28.5XD3 SPMG 090408	✓	28.5	25	34	171	85.5	115	56		
SM18693	SDUM 29XD3 SPMG 090408	✓	29	25	34	171	87	115	56		
SM18839	SDUM 29.5XD3 SPMG 090408	✓	29.5	25	34	177	88.5	111	56		
SM19041	SDUM 30XD3 SPMG 090408	✓	30	32	44	171	90	111	60		
SM19133	SDUM 31XD3 SPMG 090408	✓	31	32	44	175	93	115	60		
SM19027	SDUM 32XD3 SPMG 090408	✓	32	32	44	178	96	118	60		
SM19034	SDUM 33XD3 SPMG 090408	✓	33	32	44	182	99	122	60	SPMG 110408	
SM18952	SDUM 34XD3 SPMG 110408	✓	34	32	44	185	102	125	60		
SM18969	SDUM 35XD3 SPMG 110408	✓	35	32	44	189	105	129	60		
SM18976	SDUM 36XD3 SPMG 110408	✓	36	32	44	193	108	133	60		
SM18983	SDUM 37XD3 SPMG 110408	✓	37	32	44	197	111	136	60		
SM18990	SDUM 38XD3 SPMG 110408	✓	38	32	44	201	114	141	60		
SM19003	SDUM 39XD3 SPMG 110408	✓	39	32	44	204	117	144	60		SPMG 140512
SM19010	SDUM 40XD3 SPMG 110408	✓	40	32	44	208	120	148	60		
SM19096	SDUM 41XD3 SPMG 110408	✓	41	32	44	212	123	152	60		
SM19102	SDUM 42XD3 SPMG 140512	✓	42	32	44	215	126	155	60		
SM19140	SDUM 43XD3 SPMG 140512	✓	43	32	44	219	129	158	60		
SM19157	SDUM 44XD3 SPMG 140512	✓	44	32	44	222	132	162	60		
SM19164	SDUM 45XD3 SPMG 140512	✓	45	40	60	237	135	167	70		
SM19171	SDUM 46XD3 SPMG 140512	✓	46	40	60	241	138	171	70		
SM19188	SDUM 47XD3 SPMG 140512	✓	47	40	60	244	141	174	70		
SM19195	SDUM 48XD3 SPMG 140512	✓	48	40	60	248	144	178	70		
SM19201	SDUM 49XD3 SPMG 140512	✓	49	40	60	251	147	181	70	SPMG 140512	
SM19218	SDUM 50XD3 SPMG 140512	✓	50	40	60	255	150	185	70		
SM19225	SDUM 51XD3 SPMG 140512	✓	51	40	60	258	153	188	70		
SM19454	SDUM 52XD3 SPMG 140512	✓	52	40	60	261	156	191	70		
SM19355	SDUM 53XD3 SPMG 140512	✓	53	40	60	264	159	194	70		
SM19386	SDUM 54XD3 SPMG 140512	✓	54	40	60	267	162	197	70		

Size Designation	Master Insert*	Spare Parts		
		Screw	Torx Key	Screw Torque Value
D28 - D33		 SSV M3.5x10-9511	 STK-T15-9910	2,9
D34 - D41		 SSV M4x10-9514		4,3
D42 - D54		 SSV M5x13-9519	 STK-T20-9911	8,5

\*Suitable Insert brand is TGTC

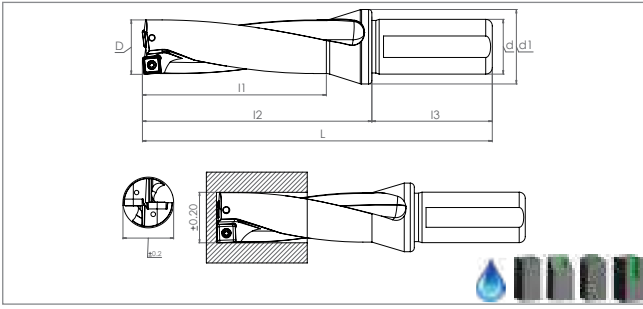




Ordering Code	Item Designation		Dimensions (mm)							Master Insert*
	<b>SDUM Dx4 - SPMG</b> <b>050204 / 060204 / 07T308</b> <b>U-DRILL</b>	<b>POWER</b> SERIES	D	d	d1	L	l1	l2	l3	
SM25370	SDUM 12.5XD4 SPMG 050204	✓	12.5	20	25	120	52	70	50	SPMG 050204
SM18204	SDUM 13XD4 SPMG 050204	✓	13	20	25	120	52	70	50	
SM19744	SDUM 13.5XD4 SPMG 050204	✓	13.5	20	25	120	52	70	50	
SM18211	SDUM 14XD4 SPMG 050204	✓	14	20	25	124	56	73	50	
SM19751	SDUM 14.5XD4 SPMG 050204	✓	14.5	20	25	124	56	78	50	
SM18228	SDUM 15XD4 SPMG 050204	✓	15	20	25	128	60	78	50	SPMG 060204
SM19768	SDUM 15.5XD4 SPMG 060204	✓	15.5	20	25	128	60	85	50	
SM18235	SDUM 16XD4 SPMG 060204	✓	16	25	34	140	64	84	56	
SM19720	SDUM 16.5XD4 SPMG 060204	✓	16.5	25	34	144	66	84	56	
SM18242	SDUM 17XD4 SPMG 060204	✓	17	25	34	144	68	88	56	
SM19775	SDUM 17.5XD4 SPMG 060204	✓	17.5	25	34	149	70	88	56	
SM18259	SDUM 18XD4 SPMG 060204	✓	18	25	34	149	72	93	56	
SM19782	SDUM 18.5XD4 SPMG 060204	✓	18.5	25	34	153	74	93	56	
SM18266	SDUM 19XD4 SPMG 060204	✓	19	25	34	153	76	97	56	
SM19799	SDUM 19.5XD4 SPMG 060204	✓	19.5	25	34	159	78	97	56	
SM18273	SDUM 20XD4 SPMG 060204	✓	20	25	34	159	80	103	56	SPMG 07T308
SM19805	SDUM 20.5XD4 SPMG 060204	✓	20.5	25	34	163	82	103	56	
SM18280	SDUM 21XD4 SPMG 060204	✓	21	25	34	163	84	107	56	
SM19812	SDUM 21.5XD4 SPMG 060204	✓	21.5	25	34	167	86	107	56	
SM18297	SDUM 22XD4 SPMG 07T308	✓	22	25	34	167	88	111	56	
SM19829	SDUM 22.5XD4 SPMG 07T308	✓	22.5	25	34	173	90	111	56	
SM18303	SDUM 23XD4 SPMG 07T308	✓	23	25	34	173	92	117	56	
SM19836	SDUM 23.5XD4 SPMG 07T308	✓	23.5	25	34	178	94	117	56	
SM18310	SDUM 24XD4 SPMG 07T308	✓	24	25	34	178	96	122	56	
SM19843	SDUM 24.5XD4 SPMG 07T308	✓	24.5	25	34	183	98	122	56	
SM18327	SDUM 25XD4 SPMG 07T308	✓	25	25	34	183	100	127	56	SPMG 07T308
SM19737	SDUM 25.5XD4 SPMG 07T308	✓	25.5	25	34	187	102	127	56	
SM18334	SDUM 26XD4 SPMG 07T308	✓	26	25	34	187	104	131	56	
SM19850	SDUM 26.5XD4 SPMG 07T308	✓	26.5	25	34	191	106	131	56	
SM18341	SDUM 27XD4 SPMG 07T308	✓	27	25	34	191	108	135	56	
SM19867	SDUM 27.5XD4 SPMG 07T308	✓	27.5	25	34	196	110	135	56	

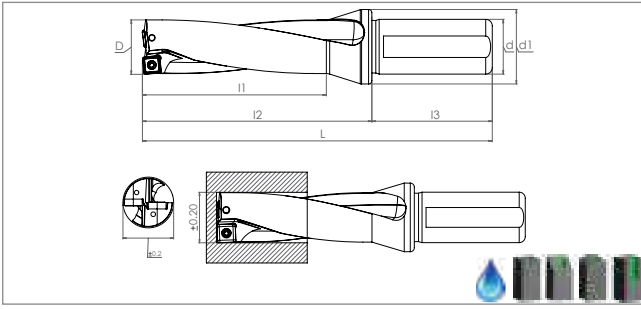
Size Designation	Master Insert*	Spare Parts		
		Screw	Torx Key	Screw Torque Value
D12.5 - D15		SSV M2x5-9502	STK-T06-9906	0,6
D15.5 - D21.5		SSV M2.2x5-9503	STK-T08-9908	0,85
D22 - D27.5		SSV M2.5x7-9506	STK-T08-9908	1,2

Continued on next page  
Devami sonraki sayfada



Ordering Code	Item Designation		Dimensions (mm)							Master Insert*
	<b>SDUM Dx4 - SPMG</b> <b>090408 / 110408 / 140512</b> <b>U-DRILL</b>	<b>POWER</b> SERIES	D	d	d1	L	l1	l2	l3	
SM18358	SDUM 28XD4 SPMG 090408	✓	28	25	34	196	112	140	56	SPMG 090408
SM19874	SDUM 28.5XD4 SPMG 090408	✓	28.5	25	34	200	114	140	56	
SM18372	SDUM 29XD4 SPMG 090408	✓	29	25	34	200	116	144	56	
SM19881	SDUM 29.5XD4 SPMG 090408	✓	29.5	25	34	202	118	144	56	
SM18365	SDUM 30XD4 SPMG 090408	✓	30	32	44	201	120	141	60	
SM18389	SDUM 31XD4 SPMG 090408	✓	31	32	44	206	124	145	60	
SM18396	SDUM 32XD4 SPMG 090408	✓	32	32	44	210	128	149	60	
SM18402	SDUM 33XD4 SPMG 090408	✓	33	32	44	215	132	154	60	
SM25417	SDUM 33.5XD4 SPMG 090408	✓	33.5	32	44	219	134	158	60	SPMG 110408
SM18419	SDUM 34XD4 SPMG 110408	✓	34	32	44	219	136	158	60	
SM18426	SDUM 35XD4 SPMG 110408	✓	35	32	44	224	140	166	60	
SM18433	SDUM 36XD4 SPMG 110408	✓	36	32	44	229	144	169	60	
SM18440	SDUM 37XD4 SPMG 110408	✓	37	32	44	234	148	172	60	
SM18457	SDUM 38XD4 SPMG 110408	✓	38	32	44	239	152	178	60	
SM20948	SDUM 38.5XD4 SPMG 110408	✓	38.5	32	44	243	154	181	60	
SM18464	SDUM 39XD4 SPMG 110408	✓	39	32	44	243	156	181	60	
SM18471	SDUM 40XD4 SPMG 110408	✓	40	32	44	248	160	188	60	SPMG 140512
SM19119	SDUM 41XD4 SPMG 110408	✓	41	32	44	253	164	191	60	
SM19126	SDUM 42XD4 SPMG 140512	✓	42	32	44	257	168	195	60	
SM19362	SDUM 43XD4 SPMG 140512	✓	43	32	44	262	172	197	60	
SM19379	SDUM 44XD4 SPMG 140512	✓	44	32	44	266	176	200	60	


Size Designation	Master Insert*	Spare Parts		
		Screw	Torx Key	Screw Torque Value
D28 - D33	SPMG 090408	SSV M3.5x10-9511	STK-T15-9910	2,9
D34 - D41	SPMG 110408	SSV M4x10-9514		2,9
D42 - D44	SPMG 140512	SSV M5x13-9519	STK-T20-9911	8,5

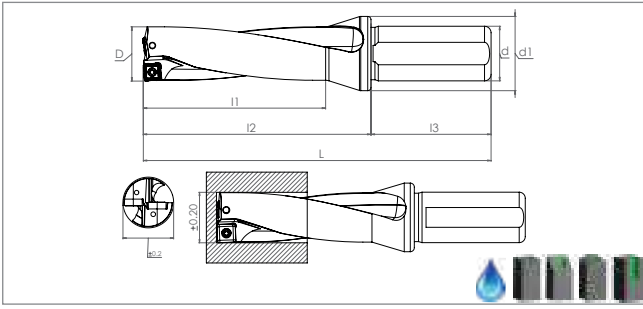


Ordering Code	Item Designation		Dimensions (mm)							Master Insert*
	<b>SDUM Dx5 - SPMG</b> <b>050204 / 060204 / 07T308 / 090408</b> <b>U-DRILL</b>	<b>POWER</b> SERIES	D	d	d1	L	l1	l2	l3	
SM19676	SDUM 13XD5 SPMG 050204	✓	13	20	25	130	65	80	50	SPMG 050204
SM19669	SDUM 14XD5 SPMG 050204	✓	14	20	25	135	70	85	50	
SM18006	SDUM 15XD5 SPMG 050204	✓	15	20	25	140	75	90	50	
SM19348	SDUM 16XD5 SPMG 060204	✓	16	25	34	155	80	100	56	SPMG 060204
SM19478	SDUM 17XD5 SPMG 060204	✓	17	25	34	160	85	105	56	
SM19485	SDUM 18XD5 SPMG 060204	✓	18	25	34	165	90	111	56	
SM19492	SDUM 19XD5 SPMG 060204	✓	19	25	34	170	95	116	56	
SM19508	SDUM 20XD5 SPMG 060204	✓	20	25	34	175	100	120	56	
SM19515	SDUM 21XD5 SPMG 060204	✓	21	25	34	180	105	124	56	
SM19522	SDUM 22XD5 SPMG 07T308	✓	22	25	34	185	110	129	56	SPMG 07T308
SM19539	SDUM 23XD5 SPMG 07T308	✓	23	25	34	190	115	135	56	
SM19546	SDUM 24XD5 SPMG 07T308	✓	24	25	34	195	120	140	56	
SM19553	SDUM 25XD5 SPMG 07T308	✓	25	25	34	200	125	144	56	
SM19560	SDUM 26XD5 SPMG 07T308	✓	26	25	34	205	130	149	56	
SM19577	SDUM 27XD5 SPMG 07T308	✓	27	25	34	210	135	155	56	
SM19584	SDUM 28XD5 SPMG 090408	✓	28	25	34	215	140	160	56	SPMG 090408
SM19706	SDUM 29XD5 SPMG 090408	✓	29	25	34	220	145	165	56	

Size Designation	Master Insert*	Spare Parts		
		Screw 	Torx Key 	Screw Torque Value N·m
D13 - D15	SPMG 050204	SSV M2x5-9502	STK-T06-9906	0,6
D16 - D21	SPMG 060204	SSV M2.2x5-9503		0,85
D22 - D27	SPMG 07T308	SSV M2.5x7-9506	STK-T08-9908	1,2
D28 - D29	SPMG 090408	SSV M3.5x10-9511	STK-T15-9910	2,9



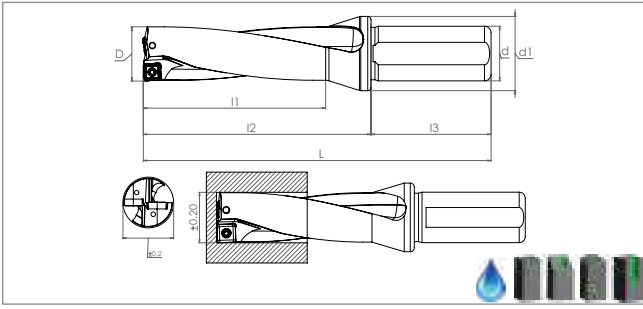








Ordering Code	Item Designation		Dimensions (mm)							Master Insert*
	<b>SDUM Dx3 - SOMT</b> <b>050204 / 060204 / 070306</b> <b>U-DRILL</b>	<b>POWER</b> SERIES	D	d	d1	L	l1	l2	l3	
SM42032	SDUM 14XD3 SOMT 050204	✓	14	20	25	110	42	60	50	SOMT 050204
SM42049	SDUM 14.5XD3 SOMT 050204	✓	14.5	20	25	113	43.5	63	50	
SM42056	SDUM 15XD3 SOMT 050204	✓	15	20	25	113	45	63	50	
SM42063	SDUM 15.5XD3 SOMT 050204	✓	15.5	20	25	118	46.5	68	50	
SM42070	SDUM 16XD3 SOMT 050204	✓	16	25	34	124	48	68	56	SOMT 060204
SM42087	SDUM 16.5XD3 SOMT 060204	✓	16.5	25	34	127	49.5	71	56	
SM42094	SDUM 17XD3 SOMT 060204	✓	17	25	34	127	51	71	56	
SM42100	SDUM 17.5XD3 SOMT 060204	✓	17.5	25	34	131	52.5	75	56	
SM42117	SDUM 18XD3 SOMT 060204	✓	18	25	34	131	54	75	56	SOMT 070306
SM42124	SDUM 18.5XD3 SOMT 060204	✓	18.5	25	34	134	55.5	78	56	
SM42131	SDUM 19XD3 SOMT 060204	✓	19	25	34	134	57	78	56	
SM42148	SDUM 19.5XD3 SOMT 070306	✓	19.5	25	34	139	58.5	83	56	
SM42155	SDUM 20XD3 SOMT 070306	✓	20	25	34	139	60	83	56	SOMT 070306
SM42162	SDUM 20.5XD3 SOMT 070306	✓	20.5	25	34	142	61.5	88	56	
SM42179	SDUM 21XD3 SOMT 070306	✓	21	25	34	142	63	88	56	
SM42186	SDUM 21.5XD3 SOMT 070306	✓	21.5	25	34	145	64.5	89	56	
SM42193	SDUM 22XD3 SOMT 070306	✓	22	25	34	145	66	89	56	

Size Designation	Master Insert*	Spare Parts		
		Screw	Torx Key	Screw Torque Value
D14 - D16	SOMT 050204	 SSV M2x5-9502		0,6
D16.5 - D19	SOMT 060204	SSV M2.2x5-9503	STK-T06-9906	0,85
D19.5 - D22	SOMT 070306			

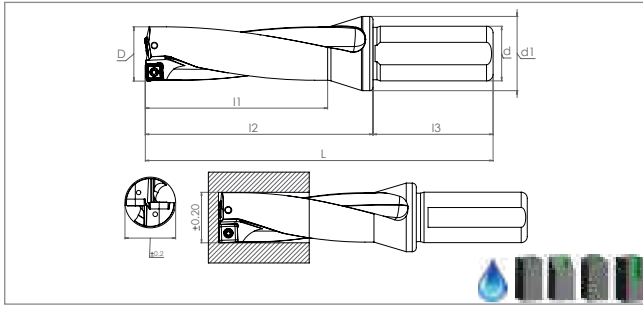




Ordering Code	Item Designation	POWER SERIES	Dimensions (mm)							Master Insert*	
			D	d	d1	L	l1	l2	l3		
	<b>SDUM Dx3 - SOMT 08T306 / 09T308 U-DRILL</b>										
SM42209	SDUM 22.5XD3 SOMT 08T306	✓	22.5	25	34	150	67.5	94	56	SOMT 08T306	
SM42216	SDUM 23XD3 SOMT 08T306	✓	23	25	34	150	69	94	56		
SM42223	SDUM 23.5XD3 SOMT 08T306	✓	23.5	25	34	154	70.5	98	56		
SM42230	SDUM 24XD3 SOMT 08T306	✓	24	25	34	154	72	98	56		
SM42247	SDUM 24.5XD3 SOMT 08T306	✓	24.5	25	34	158	73.5	102	56		
SM42254	SDUM 25XD3 SOMT 08T306	✓	25	25	34	158	75	102	56		
SM42261	SDUM 25.5XD3 SOMT 08T306	✓	25.5	25	34	161	76.5	105	56		
SM42278	SDUM 26XD3 SOMT 08T306	✓	26	25	34	161	78	105	56	SOMT 09T308	
SM42285	SDUM 26.5XD3 SOMT 09T308	✓	26.5	25	34	164	79.5	108	56		
SM42292	SDUM 27XD3 SOMT 09T308	✓	27	25	34	164	81	108	56		
SM42308	SDUM 27.5XD3 SOMT 09T308	✓	27.5	25	34	168	82.5	112	56		
SM42315	SDUM 28XD3 SOMT 09T308	✓	28	25	34	168	84	112	56		
SM42322	SDUM 28.5XD3 SOMT 09T308	✓	28.5	25	34	171	85.5	115	56		
SM42339	SDUM 29XD3 SOMT 09T308	✓	29	25	34	171	87	115	56		
SM42346	SDUM 29.5XD3 SOMT 09T308	✓	29.5	25	34	177	88.5	111	56	SOMT 09T308	
SM42353	SDUM 30XD3 SOMT 09T308	✓	30	32	44	171	90	111	60		

Size Designation	Master Insert*	Spare Parts		
		Screw	Torx Key	Screw Torque Value
				 N-m
D22.5 - D26	SOMT 08T306	SSV M2.5x6-9505	STK-T08-9908	1,2
D26.5 - D30	SOMT 09T308	SSV M3.5x8-SC 9513	STK-T15-9910	2,9



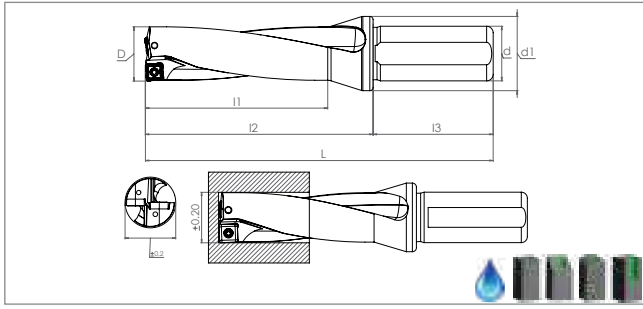


Ordering Code	Item Designation	Dimensions (mm)								Master Insert*
<b>SDUM Dx4 - SOMT</b> 050204 / 060204 / 070306 / 08T306 / 09T308 <b>U-DRILL</b>		<b>POWER</b> SERIES	D	d	d1	L	l1	l2	l3	
SM42360	SDUM 14XD4 SOMT 050204	✓	14	20	25	124	56	73	50	SOMT 050204
SM42377	SDUM 15XD4 SOMT 050204	✓	15	20	25	128	60	78	50	
SM42384	SDUM 16XD4 SOMT 050204	✓	16	25	34	140	64	84	56	SOMT 060204
SM42391	SDUM 17XD4 SOMT 060204	✓	17	25	34	144	68	88	56	
SM42407	SDUM 18XD4 SOMT 060204	✓	18	25	34	149	72	93	56	SOMT 070306
SM42414	SDUM 19XD4 SOMT 060204	✓	19	25	34	153	76	97	56	
SM42421	SDUM 20XD4 SOMT 070306	✓	20	25	34	159	80	103	56	SOMT 08T306
SM42438	SDUM 21XD4 SOMT 070306	✓	21	25	34	163	84	107	56	
SM42445	SDUM 22XD4 SOMT 070306	✓	22	25	34	167	88	111	56	SOMT 08T306
SM42452	SDUM 23XD4 SOMT 08T306	✓	23	25	34	173	92	117	56	
SM42469	SDUM 24XD4 SOMT 08T306	✓	24	25	34	178	96	122	56	SOMT 09T308
SM42476	SDUM 25XD4 SOMT 08T306	✓	25	25	34	183	100	127	56	
SM42483	SDUM 26XD4 SOMT 08T306	✓	26	25	34	187	104	131	56	SOMT 09T308
SM42490	SDUM 27XD4 SOMT 09T308	✓	27	25	34	191	108	135	56	
SM42506	SDUM 28XD4 SOMT 09T308	✓	28	25	34	196	112	140	56	SOMT 09T308
SM42513	SDUM 29XD4 SOMT 09T308	✓	29	25	34	200	116	144	56	
SM42520	SDUM 30XD4 SOMT 09T308	✓	30	32	44	201	120	141	60	

Size Designation	Master Insert*	Spare Parts		
		Screw	Torx Key	Screw Torque Value
D14 - D16	SOMT 050204	SSV M2x5-9502	STK-T06-9906	0,6
D17 - D19	SOMT 060204	SSV M2.2x5-9503		STK-T08-9908
D20 - D22	SOMT 070306		SSV M2.5x6-9505	
D23 - D26	SOMT 08T306	SSV M3.5x8-SC 9513		
D28 - D30	SOMT 09T308			







Ordering Code	Item Designation	Dimensions (mm)								Master Insert*
<b>SDUM Dx5 - SOMT</b> 050204 / 060204 / 070306 / 08T306 / 09T308 <b>U-DRILL</b>		<b>POWER</b> SERIES	D	d	d1	L	l1	l2	l3	
SM42537	SDUM 14XD5 SOMT 050204	✓	14	20	25	135	70	85	50	SOMT 050204
SM42544	SDUM 15XD5 SOMT 050204	✓	15	20	25	140	75	90	50	
SM42551	SDUM 16XD5 SOMT 050204	✓	16	25	34	155	80	100	56	SOMT 060204
SM42568	SDUM 17XD5 SOMT 060204	✓	17	25	34	160	85	105	56	
SM42575	SDUM 18XD5 SOMT 060204	✓	18	25	34	165	90	111	56	SOMT 070306
SM42582	SDUM 19XD5 SOMT 060204	✓	19	25	34	170	95	116	56	
SM42599	SDUM 20XD5 SOMT 070306	✓	20	25	34	175	100	120	56	SOMT 08T306
SM42605	SDUM 21XD5 SOMT 070306	✓	21	25	34	180	105	124	56	
SM42612	SDUM 22XD5 SOMT 070306	✓	22	25	34	185	110	129	56	SOMT 08T306
SM42629	SDUM 23XD5 SOMT 08T306	✓	23	25	34	190	115	135	56	
SM42636	SDUM 24XD5 SOMT 08T306	✓	24	25	34	195	120	140	56	SOMT 09T308
SM42643	SDUM 25XD5 SOMT 08T306	✓	25	25	34	200	125	144	56	
SM42650	SDUM 26XD5 SOMT 08T306	✓	26	25	34	205	130	149	56	SOMT 09T308
SM42667	SDUM 27XD5 SOMT 09T308	✓	27	25	34	210	135	155	56	
SM42674	SDUM 28XD5 SOMT 09T308	✓	28	25	34	215	140	160	56	SOMT 09T308
SM42681	SDUM 29XD5 SOMT 09T308	✓	29	25	34	220	145	165	56	
SM42698	SDUM 30XD5 SOMT 09T308	✓	30	32	44	231	150	170	60	

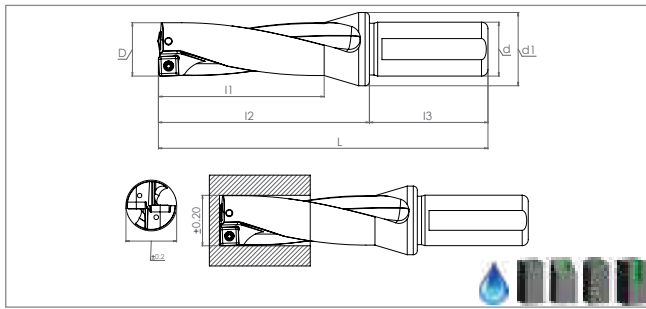
Size Designation	Master Insert*	Spare Parts		
		Screw	Torx Key	Screw Torque Value
D14 - D16	SOMT 050204	SSV M2x5-9502	STK-T06-9906	0,6
D17 - D19	SOMT 060204	SSV M2.2x5-9503		0,85
D20 - D22	SOMT 070306	SSV M2.5x6-9505	STK-T08-9908	1,2
D23 - D26	SOMT 08T306		STK-T15-9910	2,9
D28 - D30	SOMT 09T308	SSV M3.5x8-SC 9513		







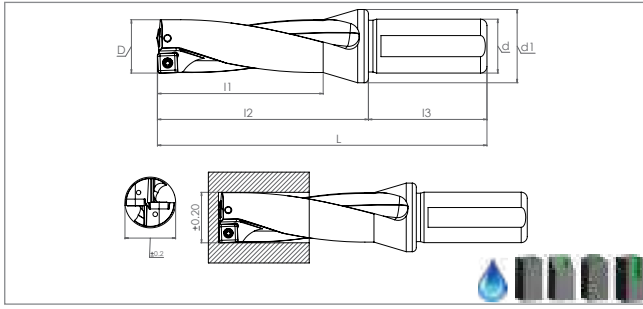
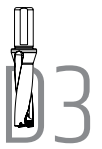
D6  
New product



Ordering Code	Item Designation	Dimensions (mm)									Master Insert*
<b>SDUM Dx2 - SPMT/XOMT (PD)</b> SPMT 050204 / 060205 / 07T208 / 090308 / 11T308 XOMT 050204 / 060204 / 07T205 / 090305 / 11T306 <b>U-DRILL</b>		<b>POWER SERIES</b>	D	d	d1	L	l1	l2	l3		
SM59337	SDUM 14XD2 SP-XO05	✓	14	20	25	96	28	46	50	SPMT(PD)050204 XOMT(PD)050204	
SM59344	SDUM 15XD2 SP-XO05	✓	15	20	25	99	30	49	50		
SM59351	SDUM 16XD2 SP-XO05	✓	16	25	34	108	32	52	56	SPMT(PD) 060205 XOMT(PD)060204	
SM59368	SDUM 17XD2 SP-XO06	✓	17	25	34	110	34	54	56		
SM59375	SDUM 18XD2 SP-XO06	✓	18	25	34	113	36	57	56	SPMT(PD) 07T208 XOMT(PD) 07T025	
SM59382	SDUM 19XD2 SP-XO06	✓	19	25	34	115	38	59	56		
SM59399	SDUM 20XD2 SP-XO07	✓	20	25	34	119	40	63	56	SPMT(PD) 090308 XOMT(PD)090305	
SM59405	SDUM 21XD2 SP-XO07	✓	21	25	34	121	42	65	56		
SM59412	SDUM 22XD2 SP-XO07	✓	22	25	34	123	44	67	56	SPMT(PD) 11T308 XOMT(PD) 11T306	
SM59429	SDUM 23XD2 SP-XO07	✓	23	25	34	127	46	71	56		
SM59436	SDUM 24XD2 SP-XO09	✓	24	25	44	130	48	74	56	SPMT(PD) 090308 XOMT(PD)090305	
SM59443	SDUM 25XD2 SP-XO09	✓	25	25	44	133	50	77	56		
SM59450	SDUM 26XD2 SP-XO09	✓	26	25	44	135	52	79	56	SPMT(PD) 11T308 XOMT(PD) 11T306	
SM59467	SDUM 27XD2 SP-XO09	✓	27	25	44	137	54	81	56		
SM59474	SDUM 28XD2 SP-XO09	✓	28	25	44	140	56	84	56	SPMT(PD) 11T308 XOMT(PD) 11T306	
SM59481	SDUM 29XD2 SP-XO09	✓	29	25	44	142	58	86	56		
SM59498	SDUM 30XD2 SP-XO11	✓	30	32	44	141	60	81	60		

Size Designation	Master Insert*	Spare Parts		
		Screw 	Torx Key 	Screw Torque Value N-m
D14 - D16	SPMT(PD)050204 XOMT(PD) 050204	SSV M2x4- <b>9521</b>	STK-T06- <b>9906</b>	0,6
D17 - D19	SPMT(PD) 060205 XOMT(PD) 060204	SSV M2.2x5- <b>9503</b>		0,85
D20 - D23.5	SPMT(PD) 07T208 XOMT(PD) 07T205	SSV M2.5x6- <b>9505</b>	STK-T08- <b>9908</b>	1,2
D24 - D29	SPMT(PD) 090308 XOMT(PD) 090305	SSV M3x8- <b>9508</b>	STK-T08- <b>9908</b>	1,9
D30	SPMT(PD) 11T308 XOMT(PD) 11T306	SSV M3.5x10- <b>9511</b>	STK-T15- <b>9910</b>	2,9

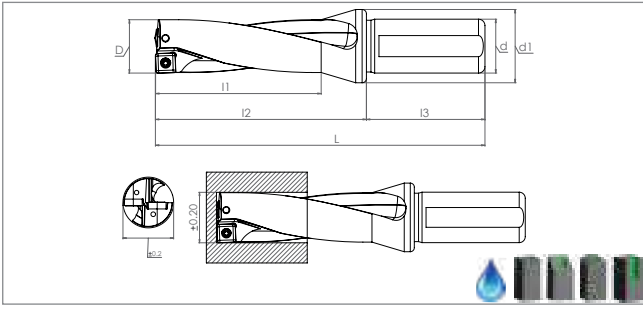




Ordering Code	Item Designation	Dimensions (mm)								Master Insert*
	<b>SDUM Dx3 - SPMT/XOMT (PD)</b> SPMT 040204 / 050204 / 060205 / 07T208 XOMT 040204 / 050204 / 060204 / 07T205 <b>U-DRILL</b>	<b>POWER</b> SERIES	D	d	d1	L	l1	l2	l3	
SM30039	SDUM 12.5XD3 SP-XO04	✓	12.5	20	25	107	37	57	50	SPMT(PD)040204 XOMT(PD)040204
SM30046	SDUM 13XD3 SP-XO04	✓	13	20	25	107	39	57	50	
SM30053	SDUM 13.5XD3 SP-XO04	✓	13.5	20	25	110	40.5	60	50	
SM37519	SDUM 14XD3 SP-XO05	✓	14	20	25	110	42	60	50	SPMT(PD)050204 XOMT(PD)050204
SM30077	SDUM 14.5XD3 SP-XO05	✓	14.5	20	25	113	43.5	63	50	
SM37526	SDUM 15XD3 SP-XO05	✓	15	20	25	113	45	63	50	
SM30091	SDUM 15.5XD3 SP-XO05	✓	15.5	20	25	118	46.5	68	50	SPMT(PD) 060205 XOMT(PD)060204
SM38899	SDUM 16XD3 SP-XO05	✓	16	25	34	124	48	68	56	
SM30114	SDUM 16.5XD3 SP-XO06	✓	16.5	25	34	127	49.5	71	56	
SM30121	SDUM 17XD3 SP-XO06	✓	17	25	34	127	51	71	56	SPMT(PD) 060205 XOMT(PD)060204
SM30510	SDUM 17.5XD3 SP-XO06	✓	17.5	25	34	131	52.5	75	56	
SM30145	SDUM 18XD3 SP-XO06	✓	18	25	34	131	54	75	56	
SM30152	SDUM 18.5XD3 SP-XO06	✓	18.5	25	34	134	55.5	78	56	SPMT(PD) 07T208 XOMT(PD) 07T025
SM30169	SDUM 19XD3 SP-XO06	✓	19	25	34	134	57	78	56	
SM30176	SDUM 19.5XD3 SP-XO06	✓	19.5	25	34	139	58.5	83	56	
SM30183	SDUM 20XD3 SP-XO07	✓	20	25	34	139	60	83	56	SPMT(PD) 07T208 XOMT(PD) 07T025
SM30190	SDUM 20.5XD3 SP-XO07	✓	20.5	25	34	142	61.5	88	56	
SM30343	SDUM 21XD3 SP-XO07	✓	21	25	34	142	63	88	56	
SM30206	SDUM 21.5XD3 SP-XO07	✓	21.5	25	34	145	64.5	89	56	SPMT(PD) 07T208 XOMT(PD) 07T025
SM30213	SDUM 22XD3 SP-XO07	✓	22	25	34	145	66	89	56	
SM30220	SDUM 22.5XD3 SP-XO07	✓	22.5	25	34	150	67.5	94	56	
SM30237	SDUM 23XD3 SP-XO07	✓	23	25	34	150	69	94	56	SPMT(PD) 07T208 XOMT(PD) 07T025
SM30244	SDUM 23.5XD3 SP-XO07	✓	23.5	25	34	154	70.5	98	56	

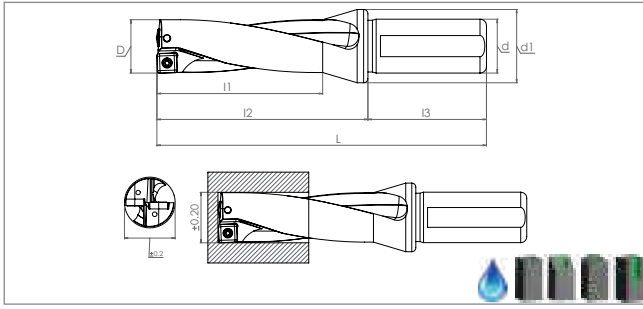
Size Designation	Master Insert*	Spare Parts		
		Screw	Torx Key	Screw Torque Value
D12.5 - D13.5		 SSV M2x4-9521	 STK-T06-9906	 N-m 0,6
D14 - D16				
D16.5 - D19.5		 SSV M2.2x5-9503	 STK-T08-9908	 N-m 0,85
D20 - D23.5		 SSV M2.5x6-9505	 STK-T08-9908	 N-m 1,2

Continued on next page  
Devami sonraki sayfada



Ordering Code	Item Designation		Dimensions (mm)								Master Insert*
	<b>SDUM Dx3 - SPMT/XOMT (PD)</b> SPMT 090308 / 11T308 / 130410 XOMT 090305 / 11T306 / 130416 <b>U-DRILL</b>	<b>POWER SERIES</b>	D	d	d1	L	l1	l2	l3		
SM30251	SDUM 24XD3 SP-XO09	✓	24	25	34	154	72	98	56	SPMT(PD) 090308 XOMT(PD)090305	
SM30268	SDUM 24.5XD3 SP-XO09	✓	24.5	25	34	158	73.5	102	56		
SM30275	SDUM 25XD3 SP-XO09	✓	25	25	34	158	75	102	56		
SM30282	SDUM 25.5XD3 SP-XO09	✓	25.5	25	34	161	76.5	105	56		
SM30299	SDUM 26XD3 SP-XO09	✓	26	25	34	161	78	105	56		
SM30305	SDUM 26.5XD3 SP-XO09	✓	26.5	25	34	164	79.5	108	56		
SM30312	SDUM 27XD3 SP-XO09	✓	27	25	34	164	81	108	56		
SM30329	SDUM 27.5XD3 SP-XO09	✓	27.5	25	34	168	82.5	112	56		
SM30336	SDUM 28XD3 SP-XO09	✓	28	25	34	168	84	112	56		
SM30374	SDUM 28.5XD3 SP-XO09	✓	28.5	25	34	171	85.5	115	56		
SM30367	SDUM 29XD3 SP-XO09	✓	29	25	34	171	87	115	56		
SM30381	SDUM 29.5XD3 SP-XO09	✓	29.5	25	34	177	88.5	111	56		
SM30398	SDUM 30XD3 SP-XO11	✓	30	32	44	171	90	111	60	SPMT(PD) 11T308 XOMT(PD) 11T306	
SM59146	SDUM 31XD3 SP-XO11	✓	31	32	44	175	93	115	60		
SM59160	SDUM 32XD3 SP-XO11	✓	32	32	44	178	96	118	60		
SM59184	SDUM 33XD3 SP-XO11	✓	33	32	44	182	99	122	60		
SM59207	SDUM 34XD3 SP-XO11	✓	34	32	44	185	102	125	60		
SM59221	SDUM 35XD3 SP-XO11	✓	35	32	44	189	105	129	60		
SM59245	SDUM 36XD3 SP-XO13	✓	36	32	44	193	108	133	60	SPMT(PD) 130410 XOMT(PD) 130416	
SM59269	SDUM 37XD3 SP-XO13	✓	37	32	44	197	111	136	60		
SM59283	SDUM 38XD3 SP-XO13	✓	38	32	44	201	114	141	60		
SM59290	SDUM 39XD3 SP-XO13	✓	39	32	44	204	117	144	60		
SM59306	SDUM 40XD3 SP-XO13	✓	40	32	44	208	120	148	60		
SM59313	SDUM 41XD3 SP-XO13	✓	41	32	44	212	123	152	60		
SM59320	SDUM 42XD3 SP-XO13	✓	42	32	44	215	126	155	60		

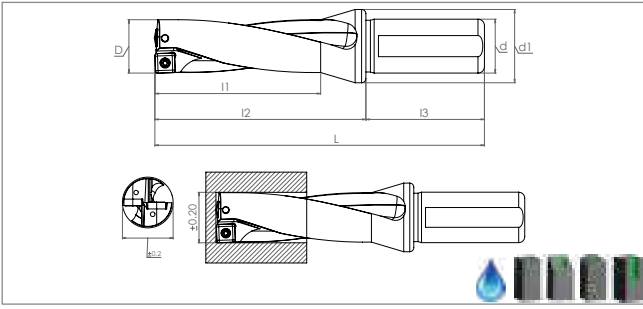
Size Designation	Master Insert*	Spare Parts		
		Screw	Torx Key	Screw Torque Value
D24 - D29.5		 SSV M3x8-9508	 STK-T08-9908	 1,9 N-m
D30 - D35	SPMT(PD) 11T308 XOMT(PD) 11T306	SSV M3.5x10-9511	STK-T15-9910	2,9
D36 - D42	SPMT(PD) 130410 XOMT(PD) 130416	SSV M4x10-9514		4,3



Ordering Code	Item Designation	Dimensions (mm)								Master Insert*
	<b>SDUM Dx4 - SPMT/XOMT (PD)</b> SPMT 040204 / 050204 / 060205 / 07T208 XOMT 040204 / 050204 / 060204 / 07T205 <b>U-DRILL</b>	<b>POWER</b> SERIES	D	d	d1	L	l1	l2	l3	
SM38905	SDUM 12.5XD4 SP-XO04	✓	12.5	20	25	120	52	70	50	SPMT(PD)040204 XOMT(PD)040204
SM30411	SDUM 13XD4 SP-XO04	✓	13	20	25	120	52	70	50	
SM38912	SDUM 13.5XD4 SP-XO04	✓	13.5	20	25	120	52	70	50	SPMT(PD)050204 XOMT(PD)050204
SM30435	SDUM 14XD4 SP-XO05	✓	14	20	25	124	56	73	50	
SM38882	SDUM 14.5XD4 SP-XO05	✓	14.5	20	25	124	56	78	50	
SM30459	SDUM 15XD4 SP-XO05	✓	15	20	25	128	60	78	50	
SM30466	SDUM 15.5XD4 SP-XO05	✓	15.5	20	25	128	60	85	50	SPMT(PD) 060205 XOMT(PD)060204
SM30473	SDUM 16XD4 SP-XO05	✓	16	25	34	140	64	84	56	
SM38790	SDUM 16.5XD4 SP-XO06	✓	16.5	25	34	144	66	84	56	
SM30497	SDUM 17XD4 SP-XO06	✓	17	25	34	144	68	88	56	
SM30527	SDUM 17.5XD4 SP-XO06	✓	17.5	25	34	149	70	88	56	
SM30534	SDUM 18XD4 SP-XO06	✓	18	25	34	149	72	93	56	
SM30541	SDUM 18.5XD4 SP-XO06	✓	18.5	25	34	153	74	93	56	SPMT(PD) 07T208 XOMT(PD) 07T205
SM30558	SDUM 19XD4 SP-XO06	✓	19	25	34	153	76	97	56	
SM30565	SDUM 19.5XD4 SP-XO06	✓	19.5	25	34	159	78	97	56	SPMT(PD) 07T208 XOMT(PD) 07T205
SM30572	SDUM 20XD4 SP-XO07	✓	20	25	34	159	80	103	56	
SM30589	SDUM 20.5XD4 SP-XO07	✓	20.5	25	34	163	82	103	56	
SM30732	SDUM 21XD4 SP-XO07	✓	21	25	34	163	84	107	56	
SM30596	SDUM 21.5XD4 SP-XO07	✓	21.5	25	34	167	86	107	56	
SM30602	SDUM 22XD4 SP-XO07	✓	22	25	34	167	88	111	56	
SM30619	SDUM 22.5XD4 SP-XO07	✓	22.5	25	34	173	90	111	56	
SM30626	SDUM 23XD4 SP-XO07	✓	23	25	34	173	92	117	56	
SM30633	SDUM 23.5XD4 SP-XO07	✓	23.5	25	34	178	94	117	56	

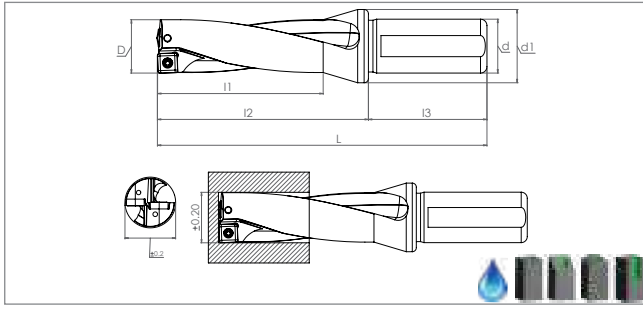
Size Designation	Master Insert*	Spare Parts		
		Screw	Torx Key	Screw Torque Value
D12.5 - D13.5		 SSV M2x4-9521	 STK-T06-9906	 N-m 0,6
D14 - D16				
D16.5 - D19.5		 SSV M2.2x5-9503	 STK-T08-9908	 N-m 0,85
D20 - D23.5		 SSV M2.5x6-9505	 STK-T08-9908	 N-m 1,2

Continued on next page  
Devami sonraki sayfada



Ordering Code	Item Designation	Dimensions (mm)								Master Insert*
	<b>SDUM Dx4 - SPMT/XOMT (PD)</b> SPMT 090308 / 11T308 XOMT 090305 / 11T306 <b>U-DRILL</b>	<b>POWER</b> SERIES	D	d	d1	L	l1	l2	l3	
SM30640	SDUM 24XD4 SP-XO09	✓	24	25	34	178	96	122	56	SPMT(PD) 090308 XOMT(PD)090305
SM30657	SDUM 24.5XD4 SP-XO09	✓	24.5	25	34	183	98	122	56	
SM30664	SDUM 25XD4 SP-XO09	✓	25	25	34	183	100	127	56	
SM30671	SDUM 25.5XD4 SP-XO09	✓	25.5	25	34	187	102	127	56	
SM30688	SDUM 26XD4 SP-XO09	✓	26	25	34	187	104	131	56	
SM30695	SDUM 26.5XD4 SP-XO09	✓	26.5	25	34	191	106	131	56	
SM30701	SDUM 27XD4 SP-XO09	✓	27	25	34	191	108	135	56	
SM30718	SDUM 27.5XD4 SP-XO09	✓	27.5	25	34	196	110	135	56	
SM30725	SDUM 28XD4 SP-XO09	✓	28	25	34	196	112	140	56	
SM30756	SDUM 28.5XD4 SP-XO09	✓	28.5	25	34	200	114	140	56	
SM30749	SDUM 29XD4 SP-XO09	✓	29	25	34	200	116	144	56	
SM30763	SDUM 29.5XD4 SP-XO09	✓	29.5	25	34	202	118	144	56	SPMT(PD) 11T308 XOMT(PD) 11T306
SM30770	SDUM 30XD4 SP-XO11	✓	30	32	44	201	120	141	60	

Size Designation	Master Insert*	Spare Parts		
		Screw	Torx Key	Screw Torque Value
D24 - D29.5		 SSV M3x8-9508	 STK-T08-9908	 1,9 N·m
D30		 SSV M3.5x10-9511	 STK-T15-9910	 2,9 N·m

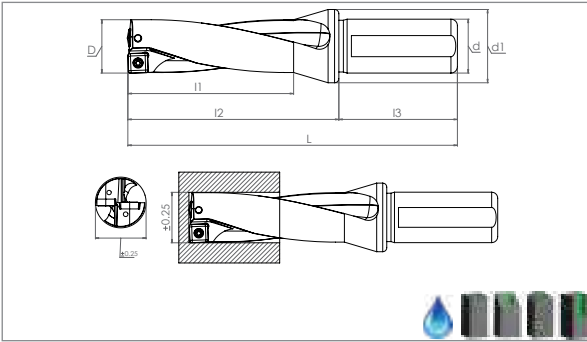


Ordering Code	Item Designation	Dimensions (mm)									Master Insert*
	<b>SDUM Dx5 - SPMT/XOMT (PD)</b> SPMT 040204 / 050204 / 060205 / 07T208 XOMT 040204 / 050204 / 060204 / 07T205	<b>POWER</b> SERIES	D	d	d1	L	l1	l2	l3		
SM30787	SDUM 13XD5 SP-XO04	✓	13	20	25	130	65	80	50		SPMT(PD)040204 XOMT(PD)040204
SM30794	SDUM 14XD5 SP-XO05	✓	14	20	25	135	70	85	50		
SM30800	SDUM 15XD5 SP-XO05	✓	15	20	25	140	75	90	50		SPMT(PD)050204 XOMT(PD)050204
SM30817	SDUM 16XD5 SP-XO05	✓	16	25	34	155	80	100	56		
SM30824	SDUM 17XD5 SP-XO06	✓	17	25	34	160	85	105	56		
SM30831	SDUM 18XD5 SP-XO06	✓	18	25	34	165	90	111	56		SPMT(PD) 060205 XOMT(PD)060204
SM30848	SDUM 19XD5 SP-XO06	✓	19	25	34	170	95	116	56		
SM30855	SDUM 20XD5 SP-XO07	✓	20	25	34	175	100	120	56		
SM30862	SDUM 21XD5 SP-XO07	✓	21	25	34	180	105	124	56		SPMT(PD) 07T208 XOMT(PD) 07T025
SM30879	SDUM 22XD5 SP-XO07	✓	22	25	34	185	110	129	56		
SM30886	SDUM 23XD5 SP-XO07	✓	23	25	34	190	115	135	56		
SM30893	SDUM 24XD5 SP-XO09	✓	24	25	34	195	120	140	56		
SM30909	SDUM 25XD5 SP-XO09	✓	25	25	34	200	125	144	56		
SM30916	SDUM 26XD5 SP-XO09	✓	26	25	34	205	130	149	56		SPMT(PD) 090308 XOMT(PD)090305
SM30923	SDUM 27XD5 SP-XO09	✓	27	25	34	210	135	155	56		
SM30930	SDUM 28XD5 SP-XO09	✓	28	25	34	215	140	160	56		
SM30947	SDUM 29XD5 SP-XO09	✓	29	25	34	220	145	165	56		
SM50440	SDUM 30XD5 SP-XO11	✓	30	32	44	231	150	170	60		SPMT(PD) 11T308 XOMT(PD) 11T306

Size Designation	Master Insert*	Spare Parts		
		Screw	Torx Key	Screw Torque Value
D13	SPMT(PD)040204 XOMT(PD) 040204	 SSV M2x4-9521	 STK-T06-9906	0,6
D14 - D16	SPMT(PD)050204 XOMT(PD) 050204			
D17 - D19	SPMT(PD) 060205 XOMT(PD) 060204	SSV M2.2x5-9503		0,85
D20 - D23	SPMT(PD) 07T208 XOMT(PD) 07T205	SSV M2.5x6-9505	STK-T08-9908	1,2
D24 - D29	SPMT(PD) 090308 XOMT(PD) 090305	SSV M3x8-9508	STK-T08-9908	1,9
D30	SPMT(PD) 11T308 XOMT(PD) 11T306	SSV M3.5x10-9511	STK-T15-9910	2,9







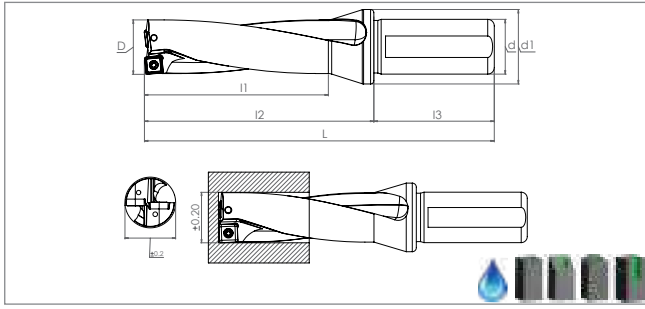
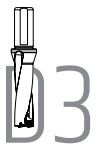
Ordering Code	Item Designation	Dimensions (mm)								Master Insert*
<b>SDUM Dx6 - SPMT/XOMT (PD)</b> SPMT 040204 / 050204 / 060205 / 07T208 XOMT 040204 / 050204 / 060204 / 07T205 <b>U-DRILL</b>		<b>POWER SERIES</b>	D	d	d1	L	l1	l2	l3	
SM60852	SDUM 16XD6 SP-XO05	✓	16	25	34	172	96	116	56	SPMT(PD)050204 XOMT(PD)050204
SM60869	SDUM 17XD6 SP-XO06	✓	17	25	34	178	102	122	56	SPMT(PD) 060205 XOMT(PD)060204
SM60876	SDUM 18XD6 SP-XO06	✓	18	25	34	184	108	128	56	
SM60883	SDUM 19XD6 SP-XO06	✓	19	25	34	190	114	134	56	SPMT(PD) 07T208 XOMT(PD) 07T025
SM60890	SDUM 20XD6 SP-XO07	✓	20	25	34	196	120	140	56	
SM60906	SDUM 21XD6 SP-XO07	✓	21	25	34	202	126	146	56	SPMT(PD) 090308 XOMT(PD)090305
SM60913	SDUM 22XD6 SP-XO07	✓	22	25	34	208	132	152	56	
SM60920	SDUM 23XD6 SP-XO07	✓	23	25	34	214	138	158	56	SPMT(PD) 11T308 XOMT(PD) 11T306
SM60937	SDUM 24XD6 SP-XO09	✓	24	25	34	220	144	164	56	
SM60944	SDUM 25XD6 SP-XO09	✓	25	25	34	226	150	170	56	SPMT(PD) 11T308 XOMT(PD) 11T306
SM60951	SDUM 26XD6 SP-XO09	✓	26	25	34	232	156	176	56	
SM60968	SDUM 27XD6 SP-XO09	✓	27	25	34	238	162	182	56	SPMT(PD) 11T308 XOMT(PD) 11T306
SM60975	SDUM 28XD6 SP-XO09	✓	28	25	34	244	168	188	56	
SM60982	SDUM 29XD6 SP-XO09	✓	29	25	34	250	174	194	56	SPMT(PD) 11T308 XOMT(PD) 11T306
SM60999	SDUM 30XD6 SP-XO11	✓	30	32	44	260	180	200	60	

Size Designation	Master Insert*	Spare Parts		
		Screw	Torx Key	Screw Torque Value
D16	SPMT(PD)050204 XOMT(PD) 050204	SSV M2x4- <b>9521</b>	STK-T06- <b>9906</b>	0,6
D17 - D19	SPMT(PD) 060205 XOMT(PD) 060204	SSV M2.2x5- <b>9503</b>		0,85
D20 - D23	SPMT(PD) 07T208 XOMT(PD) 07T205	SSV M2.5x6- <b>9505</b>	STK-T08- <b>9908</b>	1,2
D24 - D29	SPMT(PD) 090308 XOMT(PD) 090305	SSV M3x8- <b>9508</b>	STK-T08- <b>9908</b>	1,9
D30	SPMT(PD) 11T308 XOMT(PD) 11T306	SSV M3.5x10- <b>9511</b>	STK-T15- <b>9910</b>	2,9

\*Suitable Insert brand is KRLY



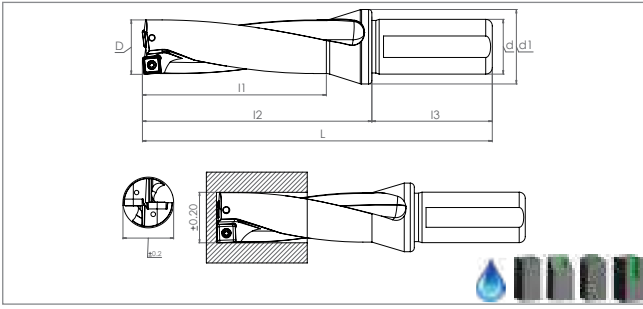




Ordering Code	Item Designation	Dimensions (mm)								Master Insert*
	<b>SDUM Dx3 - SPGT</b> <b>050204 / 060204 / 07T308</b> <b>U-DRILL</b>	<b>POWER</b> SERIES	D	d	d1	L	l1	l2	l3	
SM40595	SDUM 13XD3 SPGT 050204	✓	13	20	25	107	39	57	50	SPGT 050204 PM/EM
SM40601	SDUM 13.5XD3 SPGT 050204	✓	13.5	20	25	110	40.5	60	50	
SM40618	SDUM 14XD3 SPGT 050204	✓	14	20	25	110	42	60	50	
SM40625	SDUM 14.5XD3 SPGT 050204	✓	14.5	20	25	113	43.5	63	50	
SM40632	SDUM 15XD3 SPGT 050204	✓	15	20	25	113	45	63	50	
SM40649	SDUM 15.5XD3 SPGT 060204	✓	15.5	20	25	118	46.5	68	50	SPGT 060204 PM/EM
SM40656	SDUM 16XD3 SPGT 060204	✓	16	25	34	124	48	68	56	
SM40663	SDUM 16.5XD3 SPGT 060204	✓	16.5	25	34	127	49.5	71	56	
SM40670	SDUM 17XD3 SPGT 060204	✓	17	25	34	127	51	71	56	
SM40687	SDUM 17.5XD3 SPGT 060204	✓	17.5	25	34	131	52.5	75	56	
SM40694	SDUM 18XD3 SPGT 060204	✓	18	25	34	131	54	75	56	
SM40700	SDUM 18.5XD3 SPGT 060204	✓	18.5	25	34	134	55.5	78	56	
SM40717	SDUM 19XD3 SPGT 060204	✓	19	25	34	134	57	78	56	
SM40724	SDUM 19.5XD3 SPGT 060204	✓	19.5	25	34	139	58.5	83	56	
SM40731	SDUM 20XD3 SPGT 060204	✓	20	25	34	139	60	83	56	
SM40748	SDUM 20.5XD3 SPGT 060204	✓	20.5	25	34	142	61.5	88	56	
SM40755	SDUM 21XD3 SPGT 060204	✓	21	25	34	142	63	88	56	
SM40762	SDUM 21.5XD3 SPGT 060204	✓	21.5	25	34	145	64.5	89	56	
SM40779	SDUM 22XD3 SPGT 07T308	✓	22	25	34	145	66	89	56	SPGT 07T308 PM/EM
SM40786	SDUM 22.5XD3 SPGT 07T308	✓	22.5	25	34	150	67.5	94	56	
SM40793	SDUM 23XD3 SPGT 07T308	✓	23	25	34	150	69	94	56	
SM40809	SDUM 23.5XD3 SPGT 07T308	✓	23.5	25	34	154	70.5	98	56	
SM40816	SDUM 24XD3 SPGT 07T308	✓	24	25	34	154	72	98	56	
SM40823	SDUM 24.5XD3 SPGT 07T308	✓	24.5	25	34	158	73.5	102	56	
SM40830	SDUM 25XD3 SPGT 07T308	✓	25	25	34	158	75	102	56	
SM40854	SDUM 26XD3 SPGT 07T308	✓	26	25	34	161	78	105	56	
SM40878	SDUM 27XD3 SPGT 07T308	✓	27	25	34	164	81	108	56	

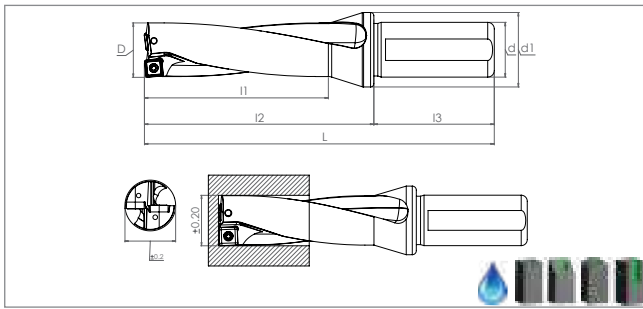
Size Designation	Master Insert*	Spare Parts		
		Screw	Torx Key	Screw Torque Value
				N-m
D13 - D15	SPGT 050204 PM/EM	SSV M2x4- <b>9521</b>	STK-T06- <b>9906</b>	0,6
D15.5 - D21.5	SPGT 060204 PM/EM	SSV M2.2x5- <b>9503</b>		0,85
D22 - D27	SPGT 07T308 PM/EM	SSV M2.5x7- <b>9506</b>	STK-T08- <b>9908</b>	1,2

Continued on next page  
Devami sonraki sayfada



Ordering Code	Item Designation	POWER SERIES	Dimensions (mm)							Master Insert*	
			D	d	d1	L	l1	l2	l3		
	<b>SDUM Dx3 - SPGT 090408 / 110408 U-DRILL</b>										
SM40892	SDUM 28XD3 SPGT 090408	✓	28	25	34	168	84	112	56	SPGT 090408 PM/EM	
SM40915	SDUM 29XD3 SPGT 090408	✓	29	25	34	171	87	115	56		
SM40939	SDUM 30XD3 SPGT 090408	✓	30	32	44	171	90	111	60		
SM40946	SDUM 31XD3 SPGT 090408	✓	31	32	44	175	93	115	60		
SM40953	SDUM 32XD3 SPGT 090408	✓	32	32	44	178	96	118	60		
SM40960	SDUM 33XD3 SPGT 090408	✓	33	32	44	182	99	122	60	SPGT 110408 PM/EM	
SM40977	SDUM 34XD3 SPGT 110408	✓	34	32	44	185	102	125	60		
SM40984	SDUM 35XD3 SPGT 110408	✓	35	32	44	189	105	129	60		
SM40991	SDUM 36XD3 SPGT 110408	✓	36	32	44	193	108	133	60		
SM41004	SDUM 37XD3 SPGT 110408	✓	37	32	44	197	111	136	60		
SM41011	SDUM 38XD3 SPGT 110408	✓	38	32	44	201	114	141	60		
SM41028	SDUM 39XD3 SPGT 110408	✓	39	32	44	204	117	144	60		
SM41035	SDUM 40XD3 SPGT 110408	✓	40	32	44	208	120	148	60		

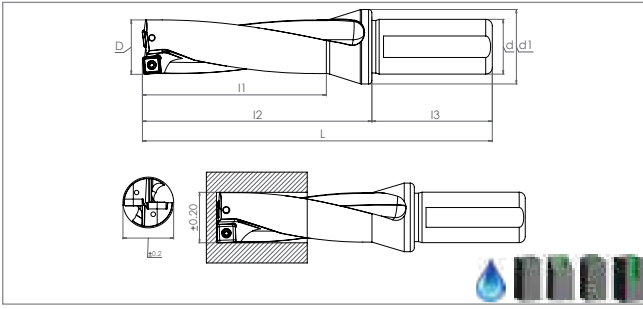
Size Designation	Master Insert*	Spare Parts		
		Screw	Torx Key	Screw Torque Value
D28 - D33		 SSV M3.5x10-9511	 STK-T15-9910	N-m 2,9
D34 - D40		 SSV M4x10-9514		4,3



Ordering Code	Item Designation		Dimensions (mm)							Master Insert*
	<b>SDUM Dx4 - SPGT</b> <b>050204 / 060204 / 07T308 / 090408</b> <b>U-DRILL</b>	<b>POWER</b> SERIES	D	d	d1	L	l1	l2	l3	
SM41141	SDUM 13XD4 SPGT 050204	✓	13	20	25	120	52	70	50	SPGT 050204 PM/EM
SM41158	SDUM 14XD4 SPGT 050204	✓	14	20	25	124	56	73	50	
SM41165	SDUM 15XD4 SPGT 050204	✓	15	20	25	128	60	78	50	SPGT 060204 PM/EM
SM41172	SDUM 16XD4 SPGT 060204	✓	16	25	34	140	64	84	56	
SM41189	SDUM 17XD4 SPGT 060204	✓	17	25	34	144	68	88	56	
SM41196	SDUM 18XD4 SPGT 060204	✓	18	25	34	149	72	93	56	
SM41202	SDUM 19XD4 SPGT 060204	✓	19	25	34	153	76	97	56	
SM41219	SDUM 20XD4 SPGT 060204	✓	20	25	34	159	80	103	56	
SM41226	SDUM 21XD4 SPGT 060204	✓	21	25	34	163	84	107	56	SPGT 07T308 PM/EM
SM41233	SDUM 22XD4 SPGT 07T308	✓	22	25	34	167	88	111	56	
SM41240	SDUM 23XD4 SPGT 07T308	✓	23	25	34	173	92	117	56	
SM41257	SDUM 24XD4 SPGT 07T308	✓	24	25	34	178	96	122	56	
SM41264	SDUM 25XD4 SPGT 07T308	✓	25	25	34	183	100	127	56	
SM41271	SDUM 26XD4 SPGT 07T308	✓	26	25	34	187	104	131	56	
SM41288	SDUM 27XD4 SPGT 07T308	✓	27	25	34	191	108	135	56	SPGT 090408 PM/EM
SM41295	SDUM 28XD4 SPGT 090408	✓	28	25	34	196	112	140	56	
SM41301	SDUM 29XD4 SPGT 090408	✓	29	25	34	200	116	144	56	
SM41318	SDUM 30XD4 SPGT 090408	✓	30	32	44	201	120	141	60	

Size Designation	Master Insert*	Spare Parts		
		Screw 	Torx Key 	Screw Torque Value N-m
D13 - D15	SPGT 050204 PM/EM	SSV M2x4-9521	STK-T06-9906	0,6
D15.5 - D21	SPGT 060204 PM/EM	SSV M2.2x5-9503		0,85
D22 - D27	SPGT 07T308 PM/EM	SSV M2.5x7-9506	STK-T08-9908	1,2
D28 - D30	SPGT 090408 PM/EM	SSV M3.5x10-9511	STK-T15-9910	2,9

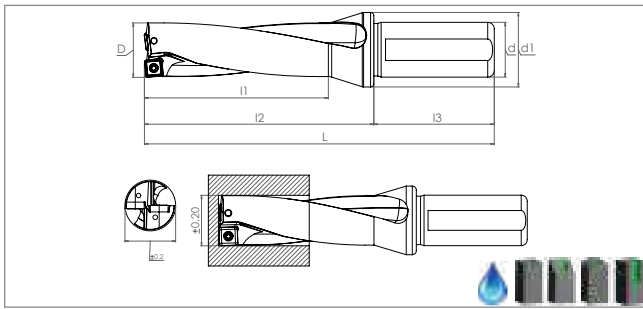




Ordering Code	Item Designation		Dimensions (mm)							Master Insert*
<b>SDUM Dx5 - SPGT</b> <b>050204 / 060204 / 07T308 / 090408</b> <b>U-DRILL</b>		<b>POWER</b> SERIES	D	d	d1	L	l1	l2	l3	
SM41325	SDUM 14XD5 SPGT 050204	✓	14	20	25	135	70	85	50	SPGT 050204 PM/EM
SM41332	SDUM 15XD5 SPGT 050204	✓	15	20	25	140	75	90	50	
SM41349	SDUM 16XD5 SPGT 060204	✓	16	25	34	155	80	100	56	SPGT 060204 PM/EM
SM41356	SDUM 17XD5 SPGT 060204	✓	17	25	34	160	85	105	56	
SM41363	SDUM 18XD5 SPGT 060204	✓	18	25	34	165	90	111	56	
SM41370	SDUM 19XD5 SPGT 060204	✓	19	25	34	170	95	116	56	
SM41387	SDUM 20XD5 SPGT 060204	✓	20	25	34	175	100	120	56	
SM41394	SDUM 21XD5 SPGT 060204	✓	21	25	34	180	105	124	56	SPGT 07T308 PM/EM
SM41400	SDUM 22XD5 SPGT 07T308	✓	22	25	34	185	110	129	56	
SM41417	SDUM 23XD5 SPGT 07T308	✓	23	25	34	190	115	135	56	
SM41424	SDUM 24XD5 SPGT 07T308	✓	24	25	34	195	120	140	56	
SM41431	SDUM 25XD5 SPGT 07T308	✓	25	25	34	200	125	144	56	
SM41448	SDUM 26XD5 SPGT 07T308	✓	26	25	34	205	130	149	56	SPGT 090408 PM/EM
SM41455	SDUM 27XD5 SPGT 07T308	✓	27	25	34	210	135	155	56	
SM41462	SDUM 28XD5 SPGT 090408	✓	28	25	34	215	140	160	56	
SM41479	SDUM 29XD5 SPGT 090408	✓	29	25	34	220	145	165	56	
SM41486	SDUM 30XD5 SPGT 090408	✓	30	32	44	231	150	170	60	

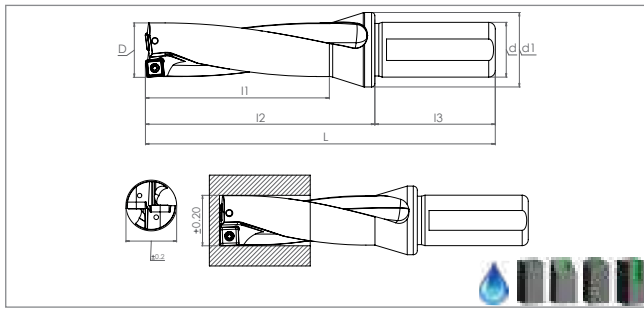
Size Designation	Master Insert*	Spare Parts		
		Screw 	Torx Key 	Screw Torque Value N-m
D13 - D15	SPGT 050204 PM/EM	SSV M2x4- <b>9521</b>	STK-T06- <b>9906</b>	0,6
D15.5 - D21	SPGT 060204 PM/EM	SSV M2.2x5- <b>9503</b>		0,85
D22 - D27	SPGT 07T308 PM/EM	SSV M2.5x7- <b>9506</b>	STK-T08- <b>9908</b>	1,2
D28 - D30	SPGT 090408 PM/EM	SSV M3.5x10- <b>9511</b>	STK-T15- <b>9910</b>	2,9





Ordering Code	Item Designation	Dimensions (mm)									Master Insert*
<b>SDUM Dx3 - SOMX / SOMT</b> 050204 / 060304 / 070305 / 09T306 / 120408 <b>U-DRILL</b>		<b>POWER</b> SERIES	D	d	d1	L	l1	l2	l3		
SM41493	SDUM 14XD3 SO..050204	✓	14	20	25	110	42	60	50	SOMX 050204	
SM41509	SDUM 15XD3 SO..050204	✓	15	20	25	113	45	63	50		
SM41516	SDUM 16XD3 SO..050204	✓	16	25	34	124	48	68	56		
SM41523	SDUM 17XD3 SO..050204	✓	17	25	34	127	51	71	56	SOMX 060304	
SM41530	SDUM 18XD3 SO..060304	✓	18	25	34	131	54	75	56		
SM41547	SDUM 19XD3 SO..060304	✓	19	25	34	134	57	78	56		
SM41554	SDUM 20XD3 SO..060304	✓	20	25	34	139	60	83	56	SOMX 070305	
SM41561	SDUM 21XD3 SO..070305	✓	21	25	34	142	63	88	56		
SM41578	SDUM 22XD3 SO..070305	✓	22	25	34	145	66	89	56		
SM41585	SDUM 23XD3 SO..070305	✓	23	25	34	150	69	94	56	SOMT 09T306	
SM41592	SDUM 24XD3 SO..070305	✓	24	25	34	154	72	98	56		
SM41608	SDUM 25XD3 SO..09T306	✓	25	25	34	158	75	102	56		
SM41615	SDUM 26XD3 SO..09T306	✓	26	25	34	161	78	105	56	SOMT 09T306	
SM41622	SDUM 27XD3 SO..09T306	✓	27	25	34	164	81	108	56		
SM41639	SDUM 28XD3 SO..09T306	✓	28	25	34	168	84	112	56		
SM41646	SDUM 29XD3 SO..09T306	✓	29	25	34	171	87	115	56	SOMT 120408	
SM41653	SDUM 30XD3 SO..09T306	✓	30	32	44	171	90	111	60		
SM41660	SDUM 31XD3 SO..09T306	✓	31	32	44	175	93	115	60		
SM41677	SDUM 32XD3 SO..09T306	✓	32	32	44	178	96	118	60	SOMT 120408	
SM41684	SDUM 33XD3 SO..09T306	✓	33	32	44	182	99	122	60		
SM41691	SDUM 34XD3 SO..09T306	✓	34	32	44	185	102	125	60		
SM41707	SDUM 35XD3 SO..120408	✓	35	32	44	189	105	129	60	SOMT 120408	
SM41714	SDUM 36XD3 SO..120408	✓	36	32	44	193	108	133	60		
SM41721	SDUM 37XD3 SO..120408	✓	37	32	44	197	111	136	60		
SM41738	SDUM 38XD3 SO..120408	✓	38	32	44	201	114	141	60		
SM41745	SDUM 39XD3 SO..120408	✓	39	32	44	204	117	144	60		
SM50457	SDUM 40XD3 SO..120408	✓	40	32	44	208	120	148	60		

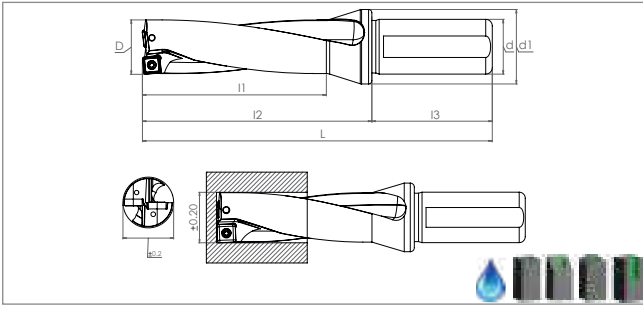
Size Designation	Master Insert*	Spare Parts		
		Screw	Torx Key	Screw Torque Value
D14 - D17		SSV M2x5- <b>9502</b>	STK-T06- <b>9906</b>	0,6
D18 - D20	SOMX 060304	SSV M2.2x5- <b>9503</b>		0,85
D21 - D24	SOMX 070305	SSV M2.5x6- <b>9505</b>	STK-T08- <b>9908</b>	1,2
D25 - D34	SOMT 09T306	SSV M3x7- <b>9527</b>		1,9
D35 - D40	SOMT 120408	SSV M4x10- <b>9514</b>	STK-T15- <b>9910</b>	4,3



Ordering Code	Item Designation		Dimensions (mm)							Master Insert*
	<b>SDUM Dx4 - SOMX / SOMT</b> 050204 / 060304 / 070305 / 09T306 / 120408 <b>U-DRILL</b>	<b>POWER SERIES</b>	D	d	d1	L	l1	l2	l3	
SM41769	SDUM 14XD4 SO..050204	✓	14	20	25	124	56	73	50	SOMX 050204
SM41776	SDUM 15XD4 SO..050204	✓	15	20	25	128	60	78	50	
SM41783	SDUM 16XD4 SO..050204	✓	16	25	34	140	64	84	56	
SM41790	SDUM 17XD4 SO..050204	✓	17	25	34	144	68	88	56	
SM41806	SDUM 18XD4 SO..060304	✓	18	25	34	149	72	93	56	SOMX 060304
SM41813	SDUM 19XD4 SO..060304	✓	19	25	34	153	76	97	56	
SM41820	SDUM 20XD4 SO..060304	✓	20	25	34	159	80	103	56	
SM41837	SDUM 21XD4 SO..070305	✓	21	25	34	163	84	107	56	SOMX 070305
SM41844	SDUM 22XD4 SO..070305	✓	22	25	34	167	88	111	56	
SM41851	SDUM 23XD4 SO..070305	✓	23	25	34	173	92	117	56	
SM41868	SDUM 24XD4 SO..070305	✓	24	25	34	178	96	122	56	
SM41875	SDUM 25XD4 SO..09T306	✓	25	25	34	183	100	127	56	SOMT 09T306
SM41882	SDUM 26XD4 SO..09T306	✓	26	25	34	187	104	131	56	
SM41899	SDUM 27XD4 SO..09T306	✓	27	25	34	191	108	135	56	
SM41905	SDUM 28XD4 SO..09T306	✓	28	25	34	196	112	140	56	
SM41912	SDUM 29XD4 SO..09T306	✓	29	25	34	200	116	144	56	
SM41929	SDUM 30XD4 SO..09T306	✓	30	32	44	201	120	141	60	
SM41936	SDUM 31XD4 SO..09T306	✓	31	32	44	206	124	145	60	
SM41943	SDUM 32XD4 SO..09T306	✓	32	32	44	210	128	149	60	
SM41950	SDUM 33XD4 SO..09T306	✓	33	32	44	215	132	154	60	
SM41967	SDUM 34XD4 SO..09T306	✓	34	32	44	219	136	158	60	SOMT 120408
SM41974	SDUM 35XD4 SO..120408	✓	35	32	44	224	140	166	60	
SM41981	SDUM 36XD4 SO..120408	✓	36	32	44	229	144	169	60	
SM41998	SDUM 37XD4 SO..120408	✓	37	32	44	234	148	172	60	
SM42001	SDUM 38XD4 SO..120408	✓	38	32	44	239	152	178	60	
SM42018	SDUM 39XD4 SO..120408	✓	39	32	44	243	156	181	60	
SM42025	SDUM 40XD4 SO..120408	✓	40	32	44	248	160	188	60	

Size Designation	Master Insert*	Spare Parts		
		Screw	Torx Key	Screw Torque Value
D14 - D17	SOMX 050204	SSV M2x5-9502	STK-T06-9906	0,6
D18 - D20	SOMX 060304	SSV M2.2x5-9503		0,85
D21 - D24	SOMX 070305	SSV M2.5x6-9505	STK-T08-9908	1,2
D25 - D34	SOMT 09T306	SSV M3x7-9527		1,9
D35 - D40	SOMT 120408	SSV M4x10-9514	STK-T15-9910	4,3



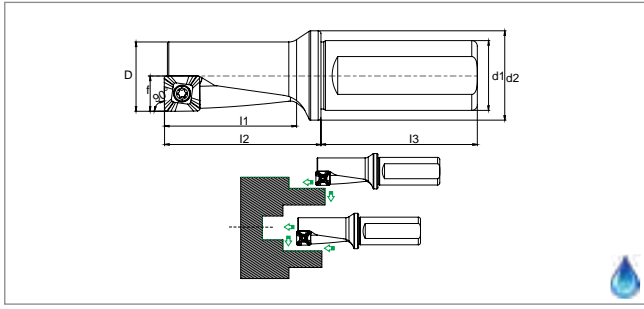



Ordering Code	Item Designation	Dimensions (mm)									Master Insert*
	<b>SDUM Dx5 - SOMX / SOMT</b> 050204 / 060304 / 070305 / 09T306 <b>U-DRILL</b>	<b>POWER</b> SERIES	D	d	d1	L	l1	l2	l3		
SM48782	SDUM 14XD5 SO..050204	✓	14	20	25	135	70	85	50	SOMX 050204	
SM48799	SDUM 15XD5 SO..050204	✓	15	20	25	140	75	90	50		
SM48805	SDUM 16XD5 SO..050204	✓	16	25	34	155	80	100	56		
SM48812	SDUM 17XD5 SO..050204	✓	17	25	34	160	85	105	56		
SM48829	SDUM 18XD5 SO..060304	✓	18	25	34	165	90	111	56	SOMX 060304	
SM48836	SDUM 19XD5 SO..060304	✓	19	25	34	170	95	116	56		
SM48843	SDUM 20XD5 SO..060304	✓	20	25	34	175	100	120	56		
SM48850	SDUM 21XD5 SO..070305	✓	21	25	34	180	105	124	56	SOMX 070305	
SM48867	SDUM 22XD5 SO..070305	✓	22	25	34	185	110	129	56		
SM48874	SDUM 23XD5 SO..070305	✓	23	25	34	190	115	135	56		
SM48881	SDUM 24XD5 SO..070305	✓	24	25	34	195	120	140	56		
SM48898	SDUM 25XD5 SO..09T306	✓	25	25	34	200	125	144	56	SOMT 09T306	
SM48904	SDUM 26XD5 SO..09T306	✓	26	25	34	205	130	149	56		
SM48911	SDUM 27XD5 SO..09T306	✓	27	25	34	210	135	155	56		
SM48928	SDUM 28XD5 SO..09T306	✓	28	25	34	215	140	160	56		
SM48935	SDUM 29XD5 SO..09T306	✓	29	25	34	220	145	165	56		
SM48942	SDUM 30XD5 SO..09T306	✓	30	32	44	231	150	170	60		





Size Designation	Master Insert*	Spare Parts		
		Screw 	Torx Key 	Screw Torque Value N·m
D14 - D17	SOMX 050204	SSV M2x5-9502	STK-T06-9906	0,6
D18 - D20	SOMX 060304	SSV M2.2x5-9503		0,85
D21 - D24	SOMX 070305	SSV M2.5x6-9505	STK-T08-9908	1,2
D25 - D30	SOMT 09T306	SSV M3x7-9527		1,9



# MULTI CUT POWER SERIES



Ordering Code	Item Designation	Dimensions (mm)										Master Insert*
	<b>SMCR/L XCMT</b> 0502.. / 0602.. / 0803.. / 10T3.. / 1304.. / 1705.. <b>MULTI CUT</b>	<b>POWER</b> SERIES	D	d1	d2	l1	l2	l3	F			
SM33313	SMCR 10x2.5 XC05	✓	10	12	16	25	32	42	5			
SM55025	SMCL 10x2.5 XC05**	✓	10	12	16	25	32	42	5			XC.. 0502..
SM33337	SMCR 12x2.5 XC06	✓	12	16	20	30	40	45	6			
SM55032	SMCL 12x2.5 XC06**	✓	12	16	20	30	40	45	6			XC.. 0602..
SM33344	SMCR 16x2.5 XC08	✓	16	20	25	40	53	50	8			
SM55049	SMCL 16x2.5 XC08**	✓	16	20	25	40	53	50	8			XC.. 0803..
SM33399	SMCR 20x2.5 XC10	✓	20	25	34	50	66	55	10			
SM55056	SMCL 20x2.5 XC10**	✓	20	25	34	50	66	55	10			XC.. 10T3..
SM33405	SMCR 25x2.5 XC13	✓	25	25	34	62.5	80	55	12,5			
SM55063	SMCL 25x2.5 XC13**	✓	25	25	34	62.5	80	55	12,5			XC.. 1304..
SM33757	SMCR 32x2.5 XC17	✓	32	32	44	80	95	60	16			
SM55070	SMCL 32x2.5 XC17**	✓	32	32	44	80	95	60	16			XC.. 1705..

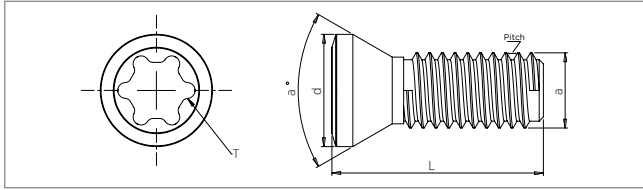
Size Designation	Master Insert*	Spare Parts		
		Screw 	Torx Key 	Screw Torque Value  N-m
D10	XC.. 0502..	SSV M2x5-9502	STK-T06-9906	0,6
D12	XC.. 0602..	SSV M2.2x5-9503		0,85
D16	XC.. 0803..	SSV M3x6-9507	STK-T08-9908	1,9
D20	XC.. 10T3..	SSV M3.5x7-SC-9513	STK-T10-9909	2,9
D25	XC.. 1304..	SSV M4.5x11-9518	STK-T20-9911	5,0
D32	XC.. 1705..			


\*Suitable Insert brand is TGTC

\*\*Left Side / Sol Yön





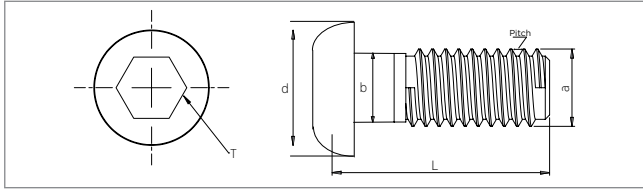


Stock Code	Item Designation <b>SSV METRIC TORX SCREWS</b>	Dimensions (mm)						
		$a$ (Metric)	Pitch	Drive Size T	L	d	$a^\circ$	 N.m
SM39216	SSV M1.8x4-9501	1.8	0.35	T06	3.95	2.7	60	0,6
SM52345	SSV M2x4-9521	2	0.4	T06	4	2.82	60	0,6
SM22119	SSV M2x5-9502	2	0.4	T06	4.85	2.82	60	0,6
SM21426	SSV M2.2x5-9503	2.2	0.45	T06	5	3	65	0,85
SM49536	SSV M2.5x5-9504	2.5	0.45	T08	4.85	3.5	65	1,2
SM39568	SSV M2.5x6-9505	2.5	0.45	T08	5.9	3.5	65	1,2
SM21402	SSV M2.5x7-9506	2.5	0.45	T08	6.9	3.5	65	1,2
SM49673	SSV M3x6-9507	3	0.5	T08	6.3	3.96	60	1,9
SM39889	SSV M3x6 LG-9509	3	0.5	T08	6.4	3.94	60	1,9
SM52376	SSV M3x7-9527	3	0.5	T08	6.4	4.37	60	1,9
SM21464	SSV M3x8-9508	3	0.5	T08	7.78	3.96	60	1,9
SM27350	SSV M3.5x8-9510	3.5	0.6	T15	7.8	5.3	60	2,9
SM27367	SSV M3.5x8-SC-9513	3.5	0.6	T10	7.78	4.80	60	2,9
SM21433	SSV M3.5x10-9511	3.5	0.6	T15	10	5.3	60	2,9
SM58163	SSV M3.5x11-9532	3.5	0.6	T15	10.85	5.3	60	2,9
SM53465	SSV M3.5x12-SC-9531	3.5	0.6	T10	11.80	4.78	60	2,9
SM00180	SSV M3.5x12-9526	3.5	0.6	T15	11.80	5.27	60	2,9
SM21440	SSV M3.5x14-9512	3.5	0.6	T15	13.80	5.27	60	2,9
SM29897	SSV M4x10-9514	4	0.7	T15	10	5.7	60	4,3
SM00470	SSV M4x9x5-9528	4	0.7	T15	9	5.5	60	4,3
SM21471	SSV M4x12-9515	4	0.7	T15	12	5.7	60	4,3
SM00487	SSV M4x12x5-9529	4	0.7	T15	11.68	5.5	60	4,3
SM29934	SSV M4x12x6-9517	4	0.7	T15	12.96	6.63	45	4,3
SM40083	SSV M4x14-9516	4	0.7	T15	13.80	5.7	60	4,3
SM21457	SSV M4.5x11-9518	4.5	0.75	T20	10.9	6.52	60	5,0
SM39193	SSV M5x13-9519	5	0.8	T20	12.8	7	60	8,5
SM00494	SSV M5x18-9530	5	0.8	T20	18	7	60	8,5
SM39186	SSV M6x16-9520	6	1.0	T20	15.8	8.45	60	10

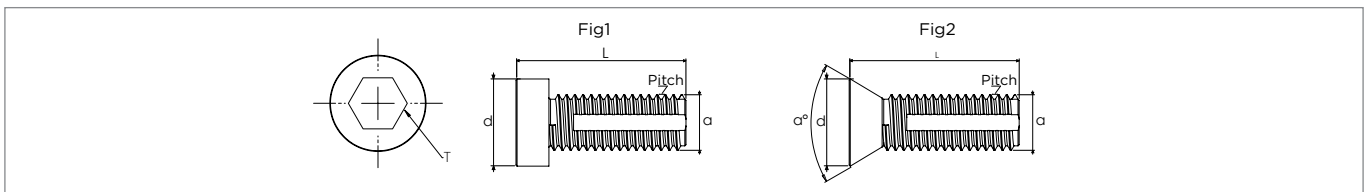


Stock Code	CLAMPS	Item Designation
SM21259	TSK1-9101	for T System Turning Tools
SM21297	TSK2-9102	for T System Turning Tools
SM21310	TSK3-9103	for T System Turning Tools
SM21327	TSK4-9104	for T System Turning Tools
SM21358	TSK5-9105	for T System Turning Tools
SM49611	TSK6-9106	for T System Turning Tools
SM01712	TSK7-9125	for T System Turning Tools
SM21266	MSK1-9107	for M System Turning Tools
SM21334	MSK2-9108	for M System Turning Tools
SM21303	MSK3-9109	for M System Turning Tools
SM21303	MSK4-9110	for M System Turning Tools
SM26667	CSK/R-9112	for C System Turning Tools
SM26674	CSK/L-9113	for C System Turning Tools
SM29866	CSK1/R-9111	for C System Turning Tools
SM21280	CSK1/L-9119	for C System Turning Tools
SM21273	CSK2/R-9113	for C System Turning Tools
SM49604	CSK2/L-9112	for C System Turning Tools
SM00159	CSK3/R-9117	for C System Turning Tools
SM00142	CSK3/L-9118	for C System Turning Tools
SM52154	CSK4-9114	for C System Turning Tools
SM52161	CSK5-9115	for C System Turning Tools
SM27206	RDTP-9124	for RDMT/RDKW Milling Tools
SM30008	TKBP-9116	for OFER / TPKN / SNGN / SPKN Millng Tools

Stock Code	LEVERS	Item Designation
SM21372	SPL1-9120	for WNMG08 / CNMG12 / SNMG12 Inserts
SM21389	SPL2-9121	for CNMG16 / SNMG15 Inserts
SM27268	SPL3-9122	for CNMG19 / SNMG19 Inserts
SM00173	SPL4-9123	for DNMG 1506.. Inserts


















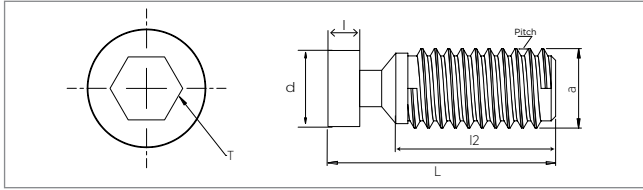
Stock Code	Item Designation	Dimensions (mm)					
	<b>CLAMP SCREWS</b>	<i>a</i> (Metric)	Pitch	<i>T</i> Drive Size	<i>d</i>	<i>b</i>	<i>L</i>
SM52192	TSBV M5x16-9222	5	0.8	AA3	9.13	5.40	16
SM49574	TSBV M5x18-9201	5	0.8	AA3	8.90	5.40	18.43
SM21617	TSBV M5x24-9202	5	0.8	AA3	10.85	5.35	24
SM00661	TSBV M6x27-9203	6	1.0	AA3	13.80	8.15	27
SM21624	TSBV M6x30-9205	6	1.0	AA3	13.80	8.15	30
SM21631	TSBV M6x30x7-9206	6	1.0	AA3	13.50	7.00	30
SM21679	TSBV M8x30-9207	8	1.25	AA4	13.80	8.15	30
SM52208	BKTV M4x15-9210	4	0.7	AA3	6.55	3.90	15
SM52215	BKTV M5x17-9211	5	0.8	AA4	8.50	4.90	17
SM52222	BKTV M5x18x8-9212	5	0.8	AA4	8	4.80	18
SM52239	BKTV M6x20x8-9213	6	1.0	AA4	8.50	5.85	20
SM52246	BKTV M6x22-9214	6	1.0	AA5	9.90	5.90	22
SM21648	BKTV-M6x25-9215	6	1.0	AA4	9.90	5.80	25
SM59573	BKTV-M6x26-9233	6	1.0	AA5	9.90	5.80	26
SM60753	BKTV-M6x30-9240	6	1.0	AA5	9.90	5.80	30
SM60760	BKTV-M6x35-9241	6	1.0	AA5	9.90	5.80	35
SM52253	BKTV M8x30x11-9217	8	1.25	AA5	11.85	7.90	30
SM59566	BKTV M8x1x25-9232	8	1.0	AA4	11.50	7.90	25
SM26742	BKTV-M8x28-9216	8	1.25	AA6	12.90	7.90	28
SM00197	CSBV M6x20-9209	6	1.0	AA4	11.80	5.90	20
SM26759	CSBV1 M6x26-9223	6	1.0	AA5	9.90	5.90	26
SM29941	CSBV M8x30x11-9208	8	1.25	AA4	11	7.80	30
SM04377	TKSV M8x1x18-9227	8	1.0	AA4	-	-	18



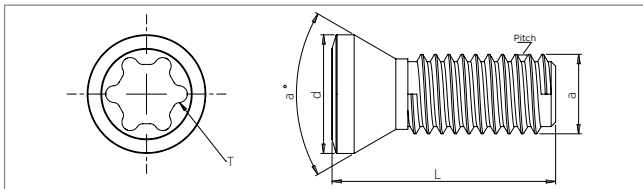
Stock Code	Item Designation	Coolant Hole	Dimensions (mm)							
	<b>MOUNTING SCREWS WITH COOLANT HOLE FACEMILLS</b>		Mill Dia.	<i>a</i> (Metric)	Pitch	<i>T</i> Drive Size	<i>d</i>	<i>b</i>	<i>L</i>	Fig.
SM60692	STV-C M8x1390-9234	✓	D40	8	1.25	AA5	13	30	90	1
SM60708	STV-C M8x1160-9235	✓	D40*	8	1.25	AA5	11.50	30	60	2
SM60715	STV-C M10x1690-9236	✓	D50** D63**	10	1.50	AA7	16	30	90	2
SM60722	STV-C M10x1660-9237	✓	D50 D63	10	1.50	AA6	16	30	60	1
SM60739	STV-C M12x1890-9238	✓	D80	12	1.75	AA8	18	40	90	1
SM60746	STV-C M16x2390-9239	✓	D100	16	2.00	AA14	23	50	90	1
SM61125	STV M8x1390-9242	-	D40	8	1.25	AA5	13	30	90	1
SM61132	STV M8x1160-9243	-	D40*	8	1.25	AA5	11.50	30	60	2
SM61149	STV M10x1690-9244	-	D50** D63**	10	1.50	AA7	16	30	90	2
SM61156	STV M10x1660-9245	-	D50 D63	10	1.50	AA6	16	30	60	1
SM61163	STV M12x1890-9246	-	D80	12	1.75	AA8	18	40	90	1
SM61170	STV M16x2390-9247	-	D100	16	2.00	AA14	23	50	90	1

## INSERT SHIMS

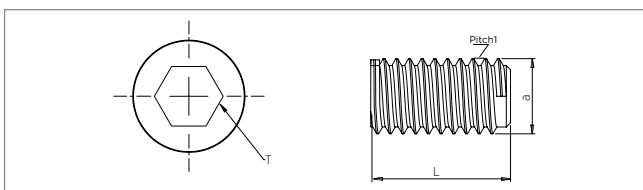
Item	Order Code	Item Designation	Suitable Insert
	SM21921	BAX DN11-9601	DNMG 11 SHIM
	SM21792	BAX DN15-9602	DNMG 15 SHIM
	SM21877	BAX CN12-9603	CNMG 12 SHIM
	SM21907	BAX CN16-9304	CNMG 16 SHIM
	SM21914	BAX CN19-9605	CNMG 19 SHIM
	SM40014	BAX WN06-9606	WNMG 06 SHIM
	SM21891	BAX WN08-9607	WNMG 08 SHIM
	SM21822	BAX SN12-9608	SNMG 12 SHIM
	SM21976	BAX SN15-9609	SNMG 15 SHIM
	SM39520	BAX SN19-9629	SNMG 19 SHIM
	SM21846	BAX TN16-9610	TNMG 16 SHIM
	SM21860	BAX TN22-9611	TNMG 22 SHIM
	SM21839	BAX VN16-9612	VNMG 16 SHIM
	SM21808	BAX DC11-9613	DCMT 11 SHIM
	SM21952	BAX SC12-9615	SCMT 12 SHIM
	SM27343	BAX CC09-9616	CCMT 09 SHIM
	SM21938	BAX CC12-9617	CCMT 12 SHIM
	SM21884	BAX VB16-9618	VBMT 16 SHIM
	SM21983	BAX TC16-9619	TCMT 16 SHIM
	SM29880	BAX VC16-9620	VCMT 16 SHIM
	SM21815	BAX KN16/R-9621	KNUX/R 16 SHIM
	SM21969	BAX KN16/L-9622	KNUX/L 16 SHIM
	SM21853	BAX ER/L16-9623	ER/L 16-R/L SHIM
	SM21990	BAX ER/L22-9624	ER/L 22-R/L SHIM
	SM52451	BAX IR/L16-9623	IR/L 16-R/L SHIM
	SM52468	BAX IR/L22-9624	IR/L 22-R/L SHIM
	SM39223	BAX TER16-9625	TER 16 SHIM
	SM52475	BAX TEL16-9626	TEL 16 SHIM
	SM39230	BAX TER 22-9627	TER 22 SHIM
	SM52482	BAX TEL 22-9628	TEL 22 SHIM
	SM01408	BAX TER-27-9630	TER 27 SHIM
	SM01415	BAX TEL-27-9631	TEL 27 SHIM



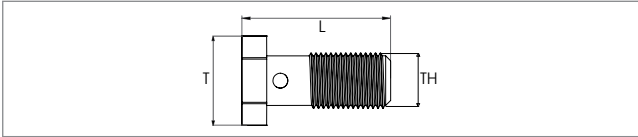
Stock Code	Item Designation	Dimensions (mm)						
	<i>LEVER SCREWS</i>	<i>a</i> (Metric)	<i>Pitch</i>	<i>T</i> Drive Size	<i>d</i>	<i>L</i>	<i>l</i>	<i>l2</i>
SM22157	SLV1 M8x20-9224	8	1.25	AA3	7.90	20	6	10.50
SM22164	SLV2 M8x24-9225	8	1.25	AA3	7.90	24	6	15
SM22171	SLV3 M10x29-9226	10	1.50	AA4	9.90	29	6.80	18
SM53120	SLV4 M8x21-9229	8	1.25	AA3	7.90	21	4.50	12
SM58156	SLV5 M8x19-9231	8	1.25	AA3	7.90	19	4.30	12



Stock Code	Item Designation	Dimensions (mm)						
	<i>BALL NOSE SCREWS</i>	<i>a</i> (Metric)	<i>Pitch</i>	<i>Drive Size</i>	<i>d</i>	<i>b</i>	<i>L</i>	<i>a°</i>
SM21532	TC170 3x0.5x7-9801	3	0.5	T08	4.20	2.90	7	50
SM21556	TC172 4x0.5x8-9802	4	0.5	T15	6	3.95	8	60
SM21563	TC174 5x0.5x9-9803	5	0.5	T20	7	4.95	9	80
SM21570	TC176 5x0.5x13-9804	5	0.5	T20	7.40	4.95	13.50	45
SM21587	TC178 5x0.5x17-9805	5	0.5	T20	7.90	4.95	17.50	45
SM21549	TC181 6x0.75x22-9806	6	0.75	AA3	9.50	5.95	22.50	60
SM21594	TC184 8x0.75x28-9807	8	0.75	AA4	11.70	7.95	28	60

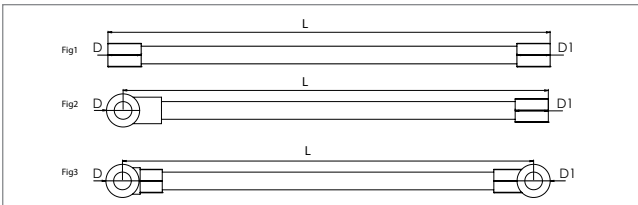


Stock Code	Item Designation	Dimensions (mm)			
	<i>ADJUSTMENT SCREWS</i>	<i>a</i> (Metric)	<i>Pitch</i>	<i>Drive Size</i>	<i>L</i>
SM52260	SNSV M3x6-9301	3	0.5	AA1.5	6
SM52277	SNSV M4x8-9302	4	0.6	AA2	8
SM52284	SNSV M4x10-9303	4	0.6	AA2	10
SM52291	SNSV M4x12-9304	4	0.6	AA2	12
SM52307	SNSV M4x16-9305	4	0.6	AA2	16
SM59306	SNSV M5x8-9306	5	0.6	AA2.5	8
SM52314	SNSV M5x15-9307	5	0.6	AA2.5	15
SM52321	SNSV M5x15-9318	5	0.6	AA2.5	20
SM52338	SNSV M6x10-9308	6	1.0	AA3	10



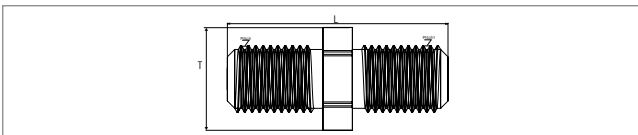
## COOLING ACCESSORY CONNECTION SCREW

Stock Code	Item Designation	L	TH	T
SM60623	SMAB G1/8	27	G1/8"	14
SM60630	SMAB M10x1	27	M10	14



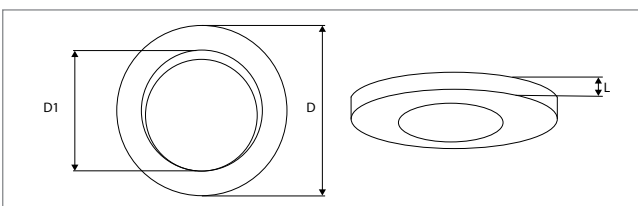
## COOLING ACCESSORY HOSE

Stock Code	Item Designation	L	D	D1	Fig.	Max. Bar
SM60357	SMDD G1/8-G1/8	250	G1/8"	G1/8"	1	50
SM60364	SMDY G1/8-G1/8	250	G1/8"	G1/8"	2	50
SM60371	SMYY G1/8-G1/8	250	G1/8"	G1/8"	3	50



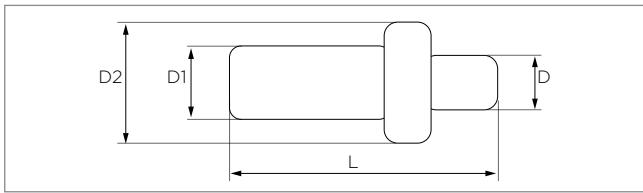
## COOLING ACCESSORY FASTENER

Stock Code	Item Designation	L	Pitch	Pitch1	T
SM60388	SMRK G1/8-G1/8	26,5	G1/8"	G1/8"	14
SM60395	SMRK1 G1/8-M10x1	26,5	G1/8"	M10x1	14

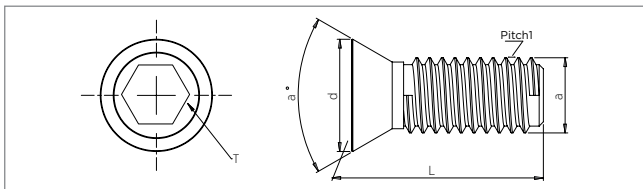


## COOLING ACCESSORY COOPER GASKET

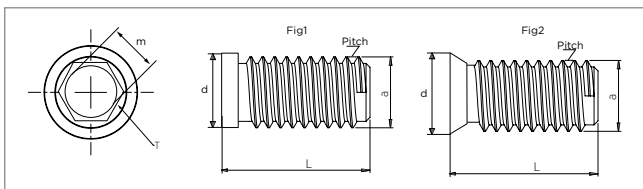
Stock Code	Item Designation	D	D1	L
SM60654	SMBC 1/8	14	10	1.5



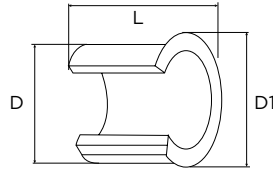
Stock Code	Item Designation	Dimensions (mm)			
		<i>D</i>	<i>D1</i>	<i>D2</i>	<i>L</i>
	<b>SHIM PINS</b>				
SM21228	BMP1 3.70x5x17-9309	3.70	5	6	17
SM21235	BMP2 5x6x16-9310	5	6	7	16
SM21242	BMP3 5x6x17-9311	5	6	7	17
SM59580	BMP4 3.70x5x12-9322	3.70	5	6	12
SM49567	BMP5 3.70x5x13-9312	3.70	5	6	13
SM49598	BMP6 5x6x14-9316	5	6	7	14
SM58460	BMP7 3.70x5x11-9317	3.70	5	6	11
SM58477	BMP8-3.70x5x14-9318	3.70	5	6	14



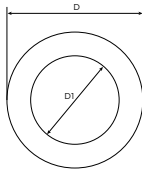
Stock Code	Item Designation	Dimensions (mm)					
		<i>a</i> (Metric)	<i>Pitch</i>	<i>Drive Size</i>	<i>d</i>	<i>L</i>	<i>a</i> <sup>°</sup>
	<b>SHIM SCREWS</b>						
SM22003	TSAV M4x10-9403	4	0.7	AA3	7.50	10	30
SM39575	TSAV M4x10x6-9402	4	0.7	AA2.5	6	10	30
SM58149	TSAV M4x10x7-9413	4	0.7	AA2.5	7	10	30
SM52383	TSAV-M6x16x9-9404	6	1.0	AA4	9	16	30
SM52390	TSAV-M6x16x10-9405	6	1.0	AA4	10	16	30
SM52406	TSAVM6x16x11-9406	6	1.0	AA4	11	16	30
SM22027	CSAV M3x8-9401	3	0.5	AA2	5.50	8	30



Stock Code	Item Designation	Dimensions (mm)						
		<i>m</i> (Metric)	<i>a</i>	<i>Pitch</i>	<i>d</i>	<i>L</i>	<i>Drive Size</i>	<i>Fig.</i>
	<b>SHIM SCREWS</b>							
SM22034	SBV M5.05 A3.5x11-9407	4	5	0.5	5.85	11	AA3.5	1
SM52413	SBV1 M6x0.75 A4x12-9409	4	6	0.75	7.50	12	AA4.5	2
SM22041	SBV2 M6x0.75 A4x13-9410	4	6	0.75	7.50	13	AA4.5	1
SM52437	SBV3 M6x0.75 A4x10-9412	6	6	0.75	7.50	10	AA4.5	1
SM52420	SBV4 M6x0.75 A4x9-9411	6	6	0.75	7.50	9	AA4.5	2
SM49543	SBV5 M5.05 A3.5x9-9408	6	5	0.5	5.85	9	AA3.5	1



Stock Code	Item Designation	Dimensions (mm)		
	<i>SHIM SPRINGS</i>	<i>D</i>	<i>D1</i>	<i>L</i>
SM21525	SLAY1-9701	6.50	7.45	6.20
SM26740	SLAY2-9702	7.75	9	8.15
SM29927	SLAY3-9703	9.80	11.20	11.25



Stock Code	Item Designation	Dimensions (mm)	
	<i>CLAMP SCREW SPRINGS</i>	<i>D</i>	<i>D1</i>
SM21501	TSP 6.5x12-9705	12	6.50



Stock Code	Item Designation
	<i>TORX and ALLEN KEYS</i>
SM21761	STK-T06-9906
SM21716	STK-T08-9908
SM00357	STK-T10-9909
SM27251	STK-T15-9910
SM21778	STK-T20-9911
SM21754	SAK-AA3-9902
SM21723	SAK-AA4-9903
SM21730	SAK-AA5-9904
SM21747	SAK-AA6-9905





**SMOXH**<sup>®</sup>  
CUTTING TOOLS



*the best*  
value of  
process



Mustafa Şimşek Makine Takım San. Tic. Ltd. Şti. reserves innovation and revision rights on products specified in the catalogue without notifying them.  
Mustafa Şimşek Makine Takım San. Tic. Ltd. Şti. bilgilendirme gereksinimi duymadan istediği zaman katalogdaki ürünler üzerinde değişiklik ve düzeltme yapma hakkını saklı tutar.

- All rights reserved.®
- Tüm hakları saklıdır.®



Mustafa ŞİMŞEK Makine Takım San. Tic. Ltd. Şti.

📍 Fevzi Çakmak Mh. Sila Cad. No:46/G-42050 Karatay/Konya/TURKEY

☎ +90 332 251 21 78 📞 +90 332 251 21 79 ✉ info@smoxx.com.tr 📧 export@smoxx.com.tr



www.smoxx.com.tr